



US00D986762S

(12) **United States Design Patent**
Choi et al.

(10) **Patent No.:** **US D986,762 S**
(45) **Date of Patent:** **** May 23, 2023**

(54) **INDOOR PLANT CULTIVATOR**
(71) Applicant: **LG ELECTRONICS INC.**, Seoul
(KR)

D666,122 S * 8/2012 Colless D11/143
D860,854 S * 9/2019 Mehmetalioglu D11/145
D901,327 S * 11/2020 Choi D11/155

(Continued)

(72) Inventors: **Kyukwan Choi**, Seoul (KR); **Sunil Cho**, Seoul (KR); **Joosang Kim**, Seoul (KR); **Minsub Kim**, Seoul (KR)

FOREIGN PATENT DOCUMENTS

WO D209746-005 * 12/2021
WO D209746-006 * 12/2021

(73) Assignee: **LG ELECTRONICS INC.**, Seoul
(KR)

OTHER PUBLICATIONS

(**) Term: **15 Years**

Korea JoongAng Daily, LG Electronics introduces the tiin, a plant-growing appliance, Publication date Oct. 14, 2021, [site visited Aug. 26, 2022], Available on the Internet URL <https://koreajoongangdaily.joins.com/2021/10/14/business/industry/lgelectronics-plant/20211014150635349.html> (Year: 2021).*

(21) Appl. No.: **29/698,502**

(22) Filed: **Jul. 17, 2019**

Primary Examiner — S. Bryan Reinholdt, Jr.

(30) **Foreign Application Priority Data**

(74) *Attorney, Agent, or Firm* — Birch, Stewart, Kolasch & Birch, LLP

Jan. 18, 2019 (WO) WIPO79275

(51) **LOC (14) Cl.** **11-02**

(57) **CLAIM**

(52) **U.S. Cl.**
USPC **D11/155**

The ornamental design for an indoor plant cultivator, as shown and described.

(58) **Field of Classification Search**
USPC D11/155, 145, 154, 164; D7/553.1, D7/553.2, 553.3, 554.3; D6/405, 667.3, D6/678.2; D15/79, 81, 88, 89
CPC A01G 31/06; A01G 9/02; A01G 9/023
See application file for complete search history.

DESCRIPTION

(56) **References Cited**

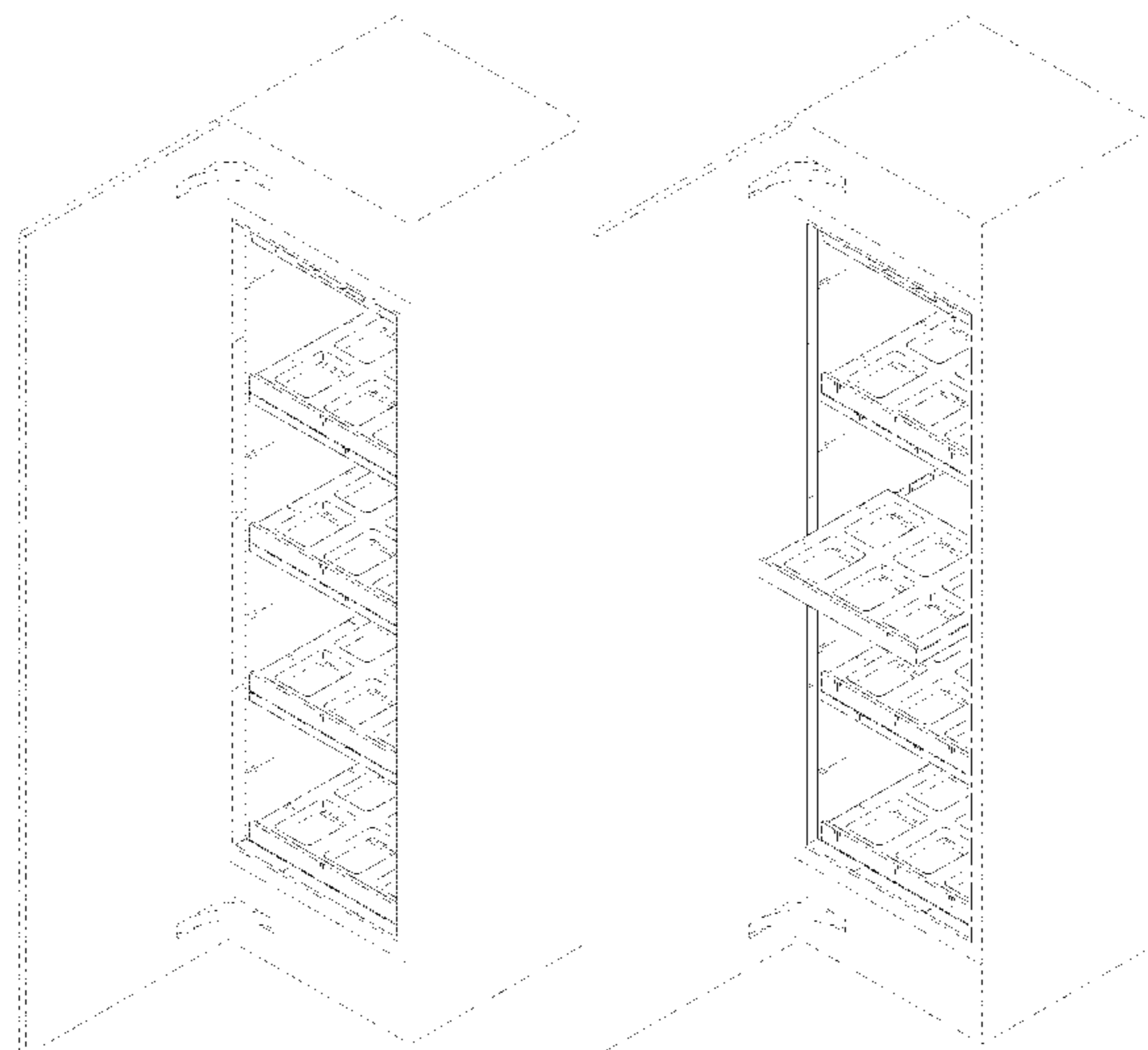
U.S. PATENT DOCUMENTS

D210,750 S * 4/1968 Paxton D11/155
3,458,951 A * 8/1969 Martin A01G 31/06
239/524
3,685,687 A * 8/1972 Eckdahl A47G 23/06
D7/553.3
D272,726 S * 2/1984 Kaneko D11/155
D279,084 S * 6/1985 Kaneko D11/155
D309,122 S * 7/1990 Biemolt D15/144.1
D354,197 S * 1/1995 Fish D7/553.3

FIG. 1 is a front perspective view of the indoor plant cultivator showing our new design;
FIG. 2 is a front view thereof;
FIG. 3 is a back view thereof;
FIG. 4 is a left view thereof;
FIG. 5 is a right view thereof;
FIG. 6 is a top view thereof where the bottom view is a mirror image; and,
FIG. 7 is a reference view showing the use state in which the shelf is slid forward.

The broken lines depict portions of the indoor plant cultivator that form no part of the claimed design. The dash-dot broken lines define the bounds of the claimed design and form no part thereof.

1 Claim, 7 Drawing Sheets



(56)

References Cited

U.S. PATENT DOCUMENTS

D906,876 S	*	1/2021	Roecker	A01G 31/06
				D11/155
D909,238 S	*	2/2021	Choi	D11/155
D909,239 S	*	2/2021	Choi	D11/155
D912,707 S	*	3/2021	Choi	D15/81
D913,344 S	*	3/2021	Choi	D15/79

* cited by examiner

FIG. 1

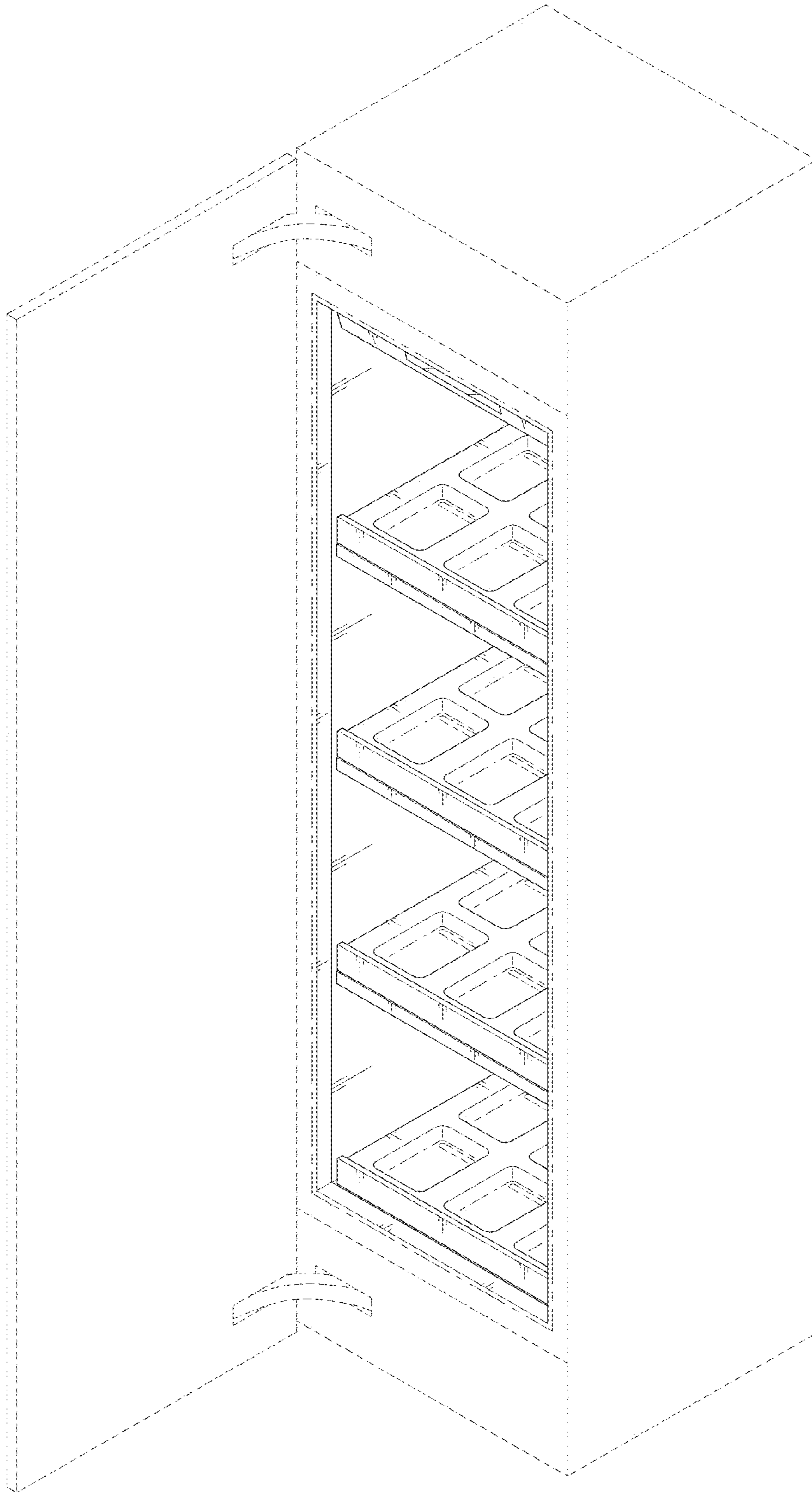


FIG. 2

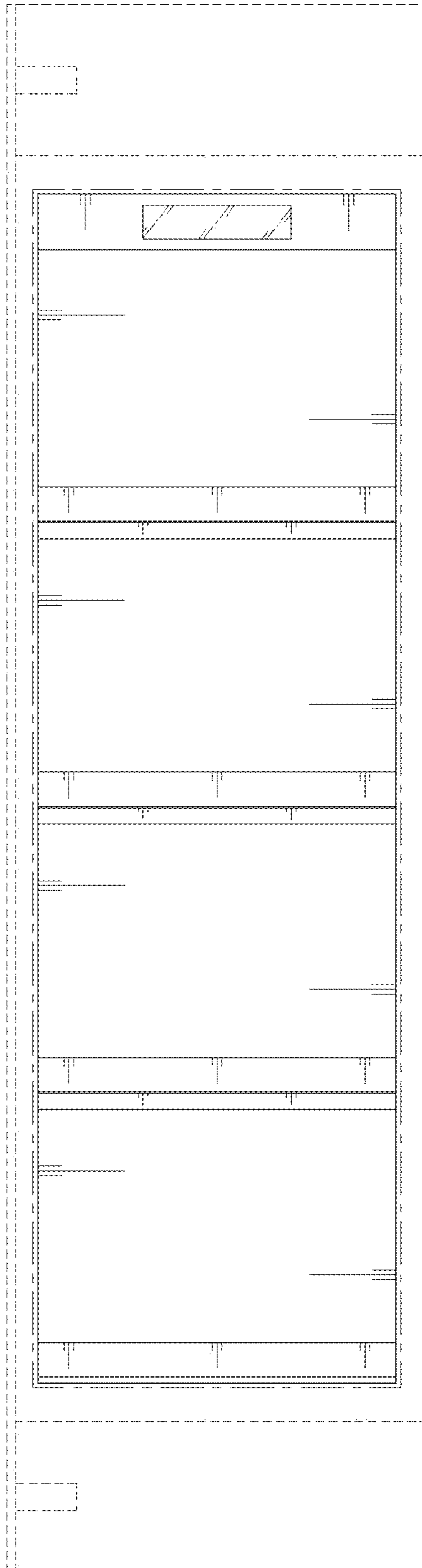


FIG. 3




FIG. 4




FIG. 5




FIG. 6




FIG. 7

