



US00D986754S

(12) **United States Design Patent** (10) **Patent No.:** **US D986,754 S**
Scheufele (45) **Date of Patent:** **** May 23, 2023**

(54) **JEWELRY ELEMENT**
(71) Applicant: **CHOPARD INTERNATIONAL SA,**
Prangins (CH)
(72) Inventor: **Karolin Scheufele,** Prangins (CH)
(73) Assignee: **CHOPARD INTERNATIONAL SA,**
Prangins (CH)
(**) Term: **15 Years**
(21) Appl. No.: **29/705,639**
(22) Filed: **Sep. 13, 2019**
(30) **Foreign Application Priority Data**
Mar. 15, 2019 (EM) DM/200867
(51) **LOC (14) Cl.** **11-01**
(52) **U.S. Cl.**
USPC **D11/86**
(58) **Field of Classification Search**
USPC D11/1-6, 26, 34, 79, 86, 90, 91, 92
CPC A44C 17/00; A44C 17/001; A44C 17/005;
A44C 17/02; A44C 17/0275; A44C
17/0283; A44C 17/0291; A44C 25/001;
A44C 1/00
See application file for complete search history.

(56) **References Cited**
U.S. PATENT DOCUMENTS
1,732,250 A * 10/1929 Wehse A44C 7/009
D11/45
D114,212 S * 4/1939 Graeter D11/48
2,931,196 A * 4/1960 Liftman A44C 17/0275
63/31
D257,018 S * 9/1980 Barr 63/29.1
4,841,746 A * 6/1989 Chen A44C 17/0258
63/15
D308,348 S * 6/1990 Leopoldi D11/43

D455,097 S * 4/2002 Salvarani D11/79
D497,322 S * 10/2004 Gruosi-Scheufele D11/79
7,121,117 B2 * 10/2006 Gruosi-Scheufele
A44C 17/0291
63/1.14
D542,694 S * 5/2007 Schweizer D11/34
D542,695 S * 5/2007 Schweizer D11/34
D542,696 S * 5/2007 Cilluffo D11/40
D550,582 S * 9/2007 Gruosi-Scheufele D11/43
D551,115 S * 9/2007 Azrielant D11/79
D570,240 S * 6/2008 Gruosi-Scheufele D11/79
D580,812 S * 11/2008 Grassi Damiani D11/40
D594,770 S * 6/2009 Grassi Damiani D11/7
D631,772 S * 2/2011 Gomersall D11/1
D658,532 S * 5/2012 Papadimitriou D11/79
D661,220 S * 6/2012 Papadimitriou D11/79
D665,695 S * 8/2012 Papadimitriou D11/79
D725,537 S * 3/2015 Wellendorff D11/79
D780,041 S * 2/2017 Gruosi D11/79
D813,077 S * 3/2018 Noble A44C 17/0258
D11/26
D917,332 S * 4/2021 Scheufele D11/86

(Continued)

Primary Examiner — Llorellys Martinez
(74) *Attorney, Agent, or Firm* — McGlew and Tuttle, P.C.

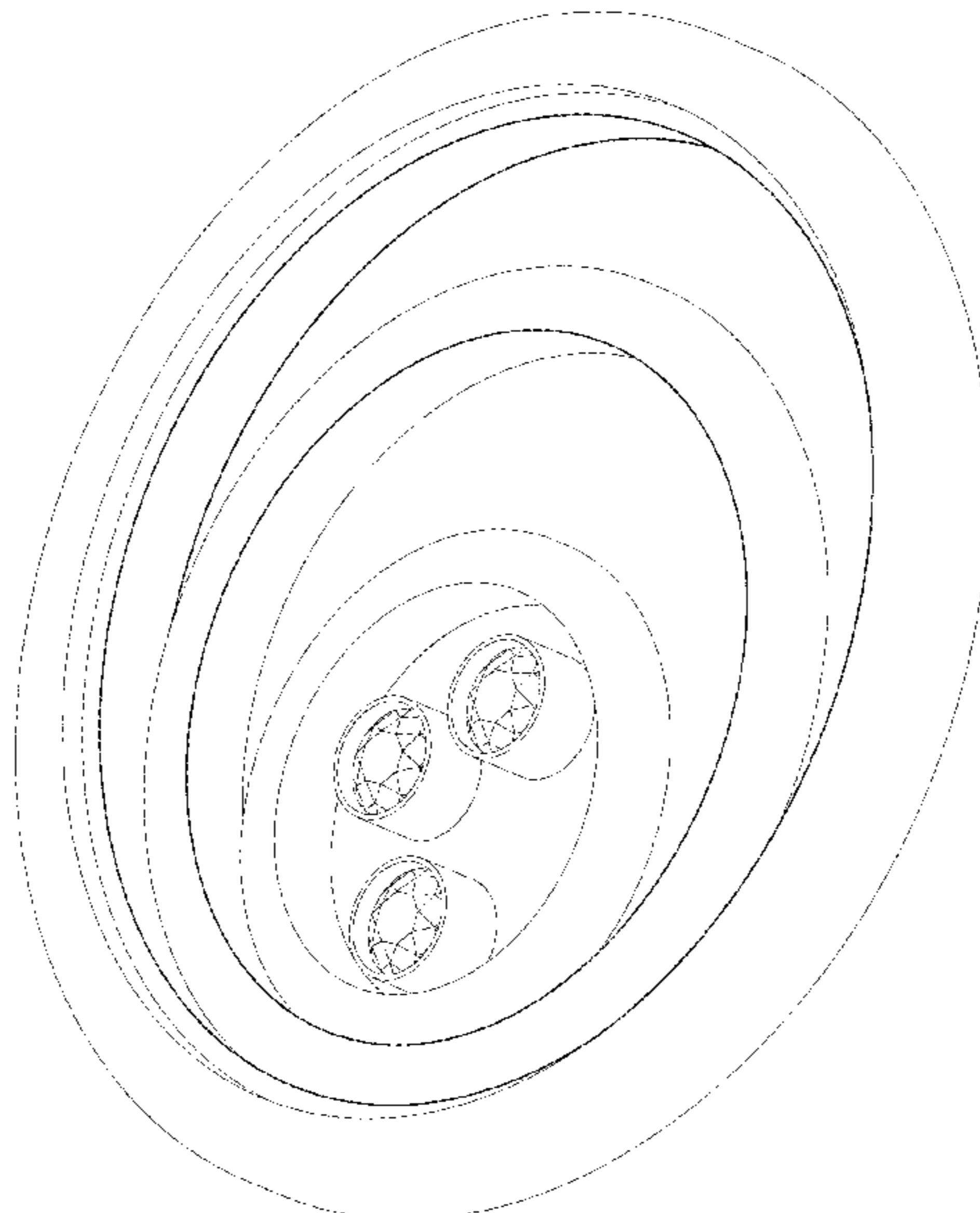
(57) **CLAIM**

The ornamental design for a jewelry element, as shown and described.

DESCRIPTION

FIG. 1 is a front perspective view of a jewelry element showing my new design;
FIG. 2 is a rear view thereof;
FIG. 3 is a front view thereof;
FIG. 4 is a top view thereof;
FIG. 5 is a bottom view thereof;
FIG. 6 is a left side view thereof; and,
FIG. 7 is a right side view thereof.
The broken lines in the drawings represent portions of the jewelry element that form no part of the claimed design.

1 Claim, 7 Drawing Sheets



(56)

References Cited

U.S. PATENT DOCUMENTS

D957,980 S * 7/2022 Scheufele D11/34
2004/0194501 A1 * 10/2004 Gruosi-Scheufele
A44C 17/0291
63/1.14

* cited by examiner

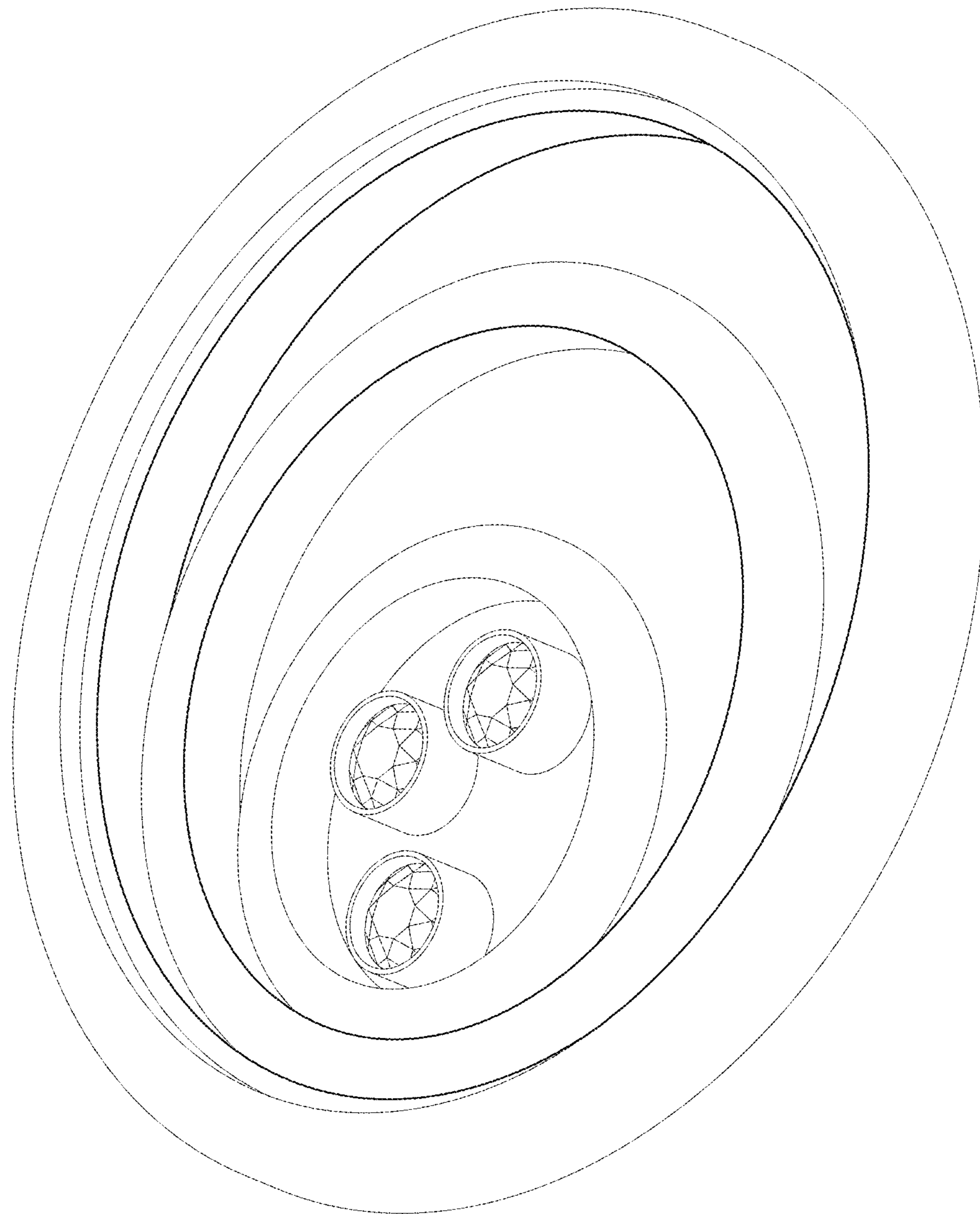


Fig. 1

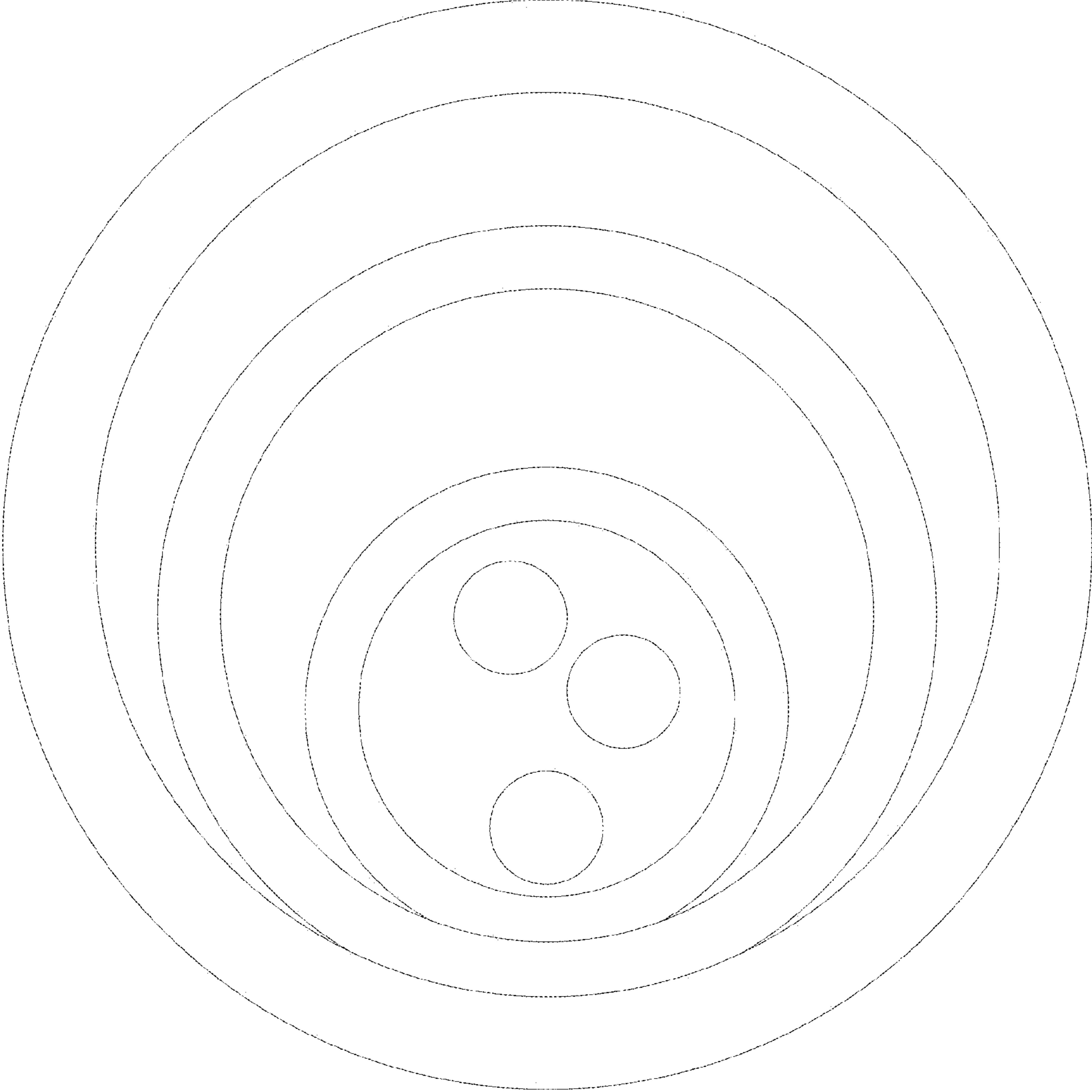


Fig. 2

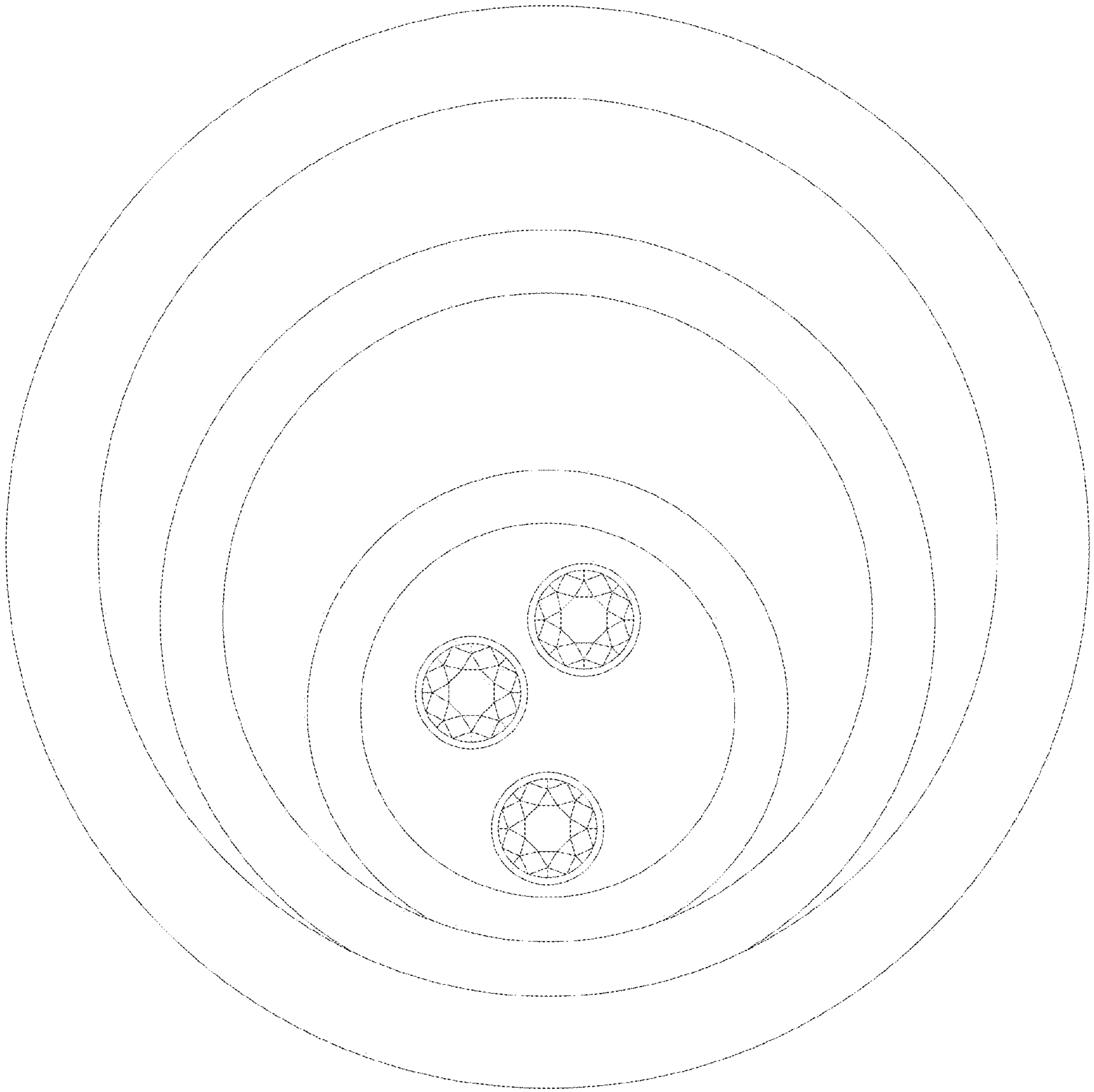


Fig. 3




Fig. 4



Fig. 5




Fig. 6




Fig. 7