



US00D986729S

(12) **United States Design Patent**
Chen

(10) **Patent No.:** **US D986,729 S**

(45) **Date of Patent:** **** May 23, 2023**

- (54) **FASTENER CONTAINER**
- (71) Applicant: **CHENG YU ENTERPRISES CO., LTD.**, Tainan (TW)
- (72) Inventor: **Min-Chien Chen**, Tainan (TW)
- (73) Assignee: **CHENG YU ENTERPRISES CO., LTD.**, Tainan (TW)

| | | | | |
|--------------|---------|-----------|-------|--------|
| D836,002 S * | 12/2018 | Kim | | D9/723 |
| D838,603 S * | 1/2019 | Kim | | D9/697 |
| D850,280 S * | 6/2019 | Yoshioka | | D9/697 |
| D852,640 S * | 7/2019 | Lord | | D9/697 |
| D856,815 S * | 8/2019 | Rossi | | D9/697 |
| D885,196 S * | 5/2020 | Matsuishi | | D9/697 |
| D890,841 S * | 7/2020 | Li | | D19/73 |
| D902,035 S * | 11/2020 | Kim | | D9/695 |
| D908,955 S * | 1/2021 | Gautier | | D28/7 |
| D918,476 S * | 5/2021 | Pascalie | | D28/76 |
| D927,314 S * | 8/2021 | Davis | | D9/697 |
| D933,490 S * | 10/2021 | Marotti | | D9/697 |
| D934,085 S * | 10/2021 | Moretti | | D9/695 |
| D940,564 S * | 1/2022 | Davis | | D9/695 |
| D945,886 S * | 3/2022 | Gelov | | D9/695 |

(**) Term: **15 Years**

(21) Appl. No.: **29/740,031**

(22) Filed: **Jun. 30, 2020**

(51) **LOC (14) Cl.** **09-03**

(52) **U.S. Cl.**
USPC **D9/420**

(58) **Field of Classification Search**
USPC D9/420, 697, 695, 723, 414-419;
D28/76, 7; D19/73
CPC B65D 85/34; B65D 43/0204; G01P 15/09
See application file for complete search history.

(56) **References Cited**

U.S. PATENT DOCUMENTS

| | | | | |
|---------------|---------|-----------|-------|-----------------------|
| 4,884,250 A * | 11/1989 | Kitzinger | | G01P 15/09 367/188 |
| D673,328 S * | 12/2012 | Arinsmier | | D28/76 |
| D699,894 S * | 2/2014 | Arinsmier | | D28/76 |
| D816,509 S * | 5/2018 | Jung | | D9/697 |
| D821,222 S * | 6/2018 | Kim | | D9/697 |

* cited by examiner

Primary Examiner — Rhea Shields

(74) *Attorney, Agent, or Firm* — J.C. Patents

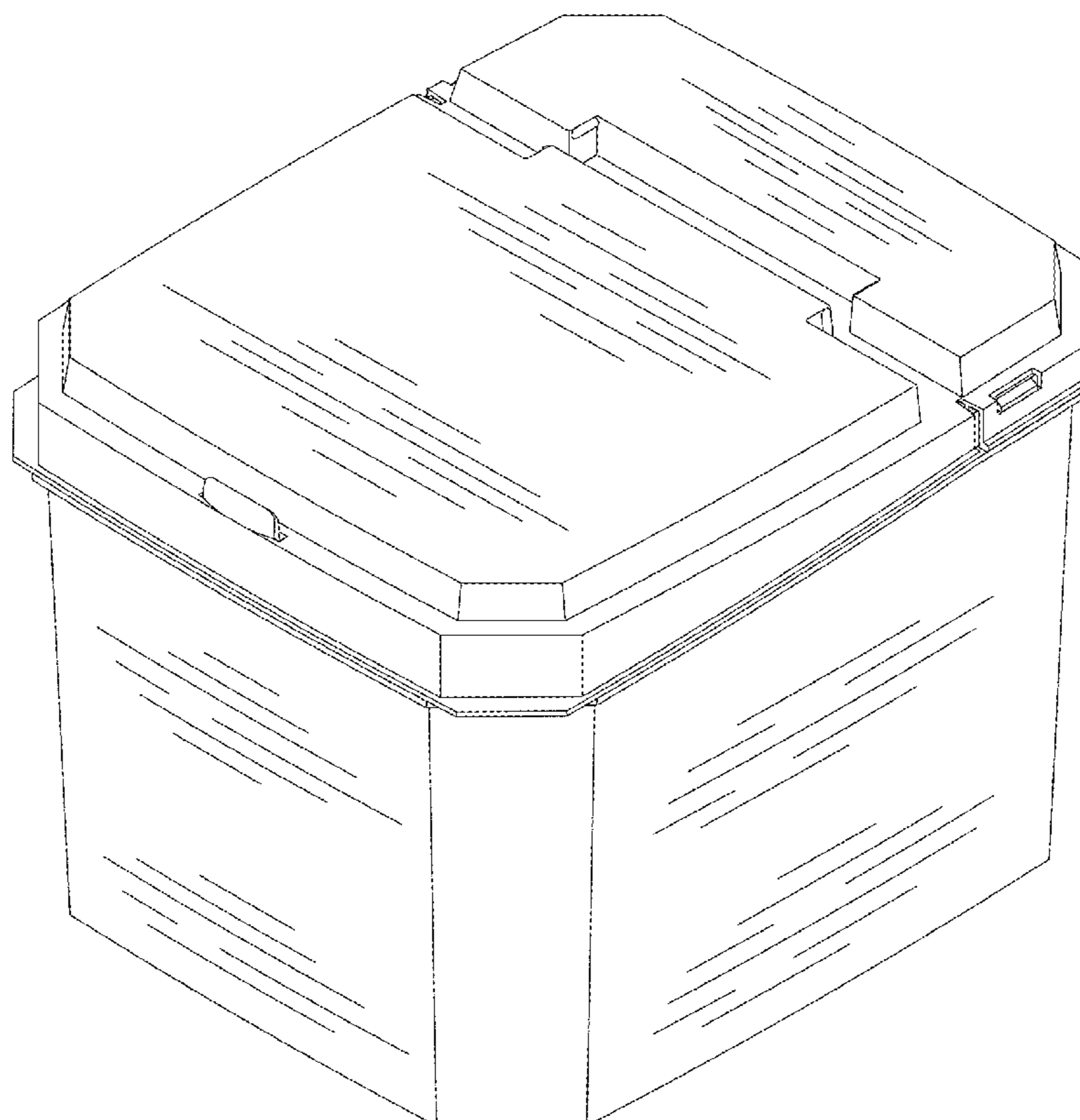
(57) **CLAIM**

The ornamental design for a fastener container, as shown and described.

DESCRIPTION

FIG. 1 is perspective view of a fastener container,
FIG. 2 is front view thereof,
FIG. 3 is rear view thereof,
FIG. 4 is left side view thereof,
FIG. 5 is right side view thereof,
FIG. 6 is top view thereof,
FIG. 7 is bottom view thereof; and,
FIG. 8 is another perspective view thereof.

1 Claim, 6 Drawing Sheets



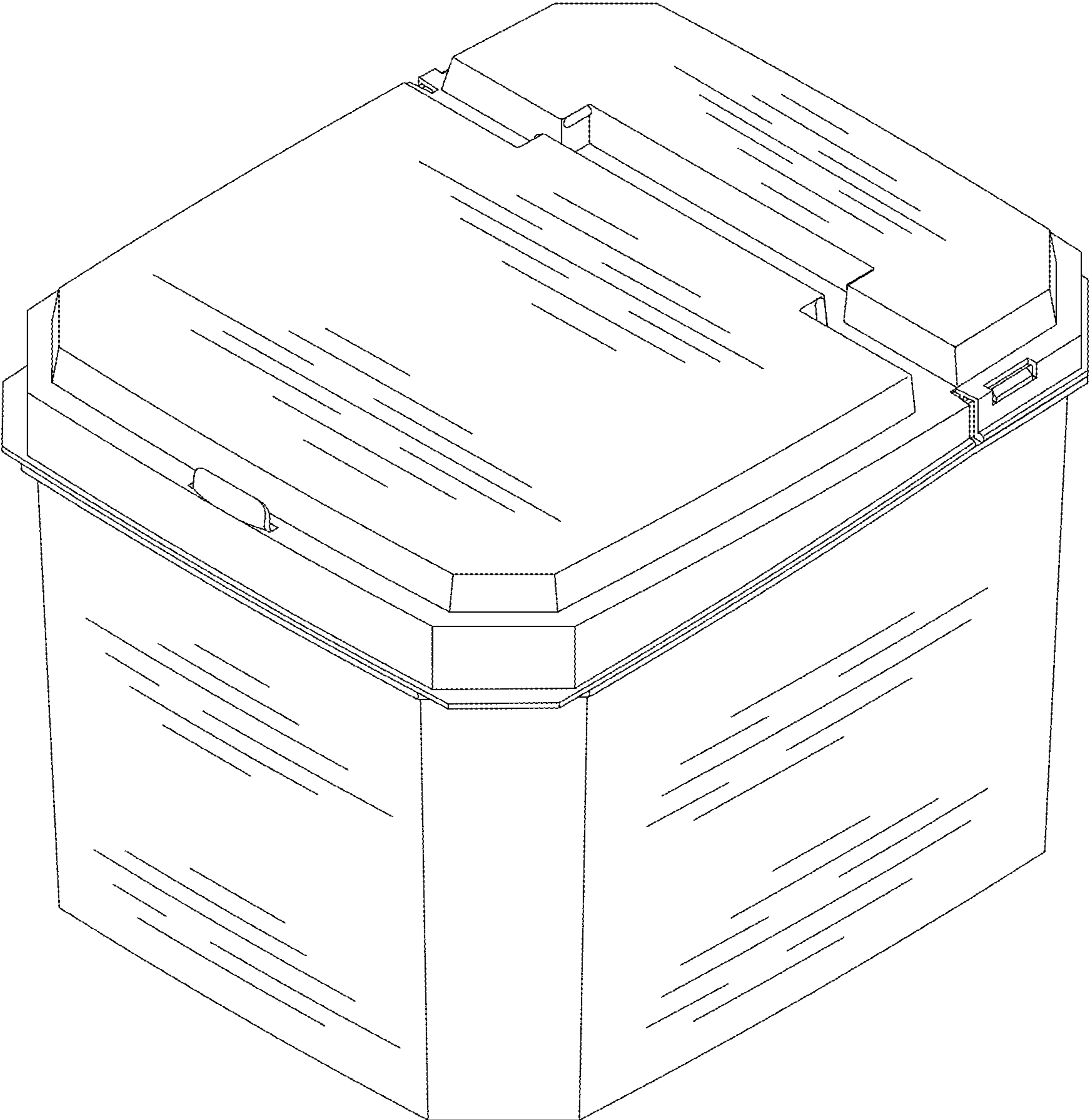


FIG 1

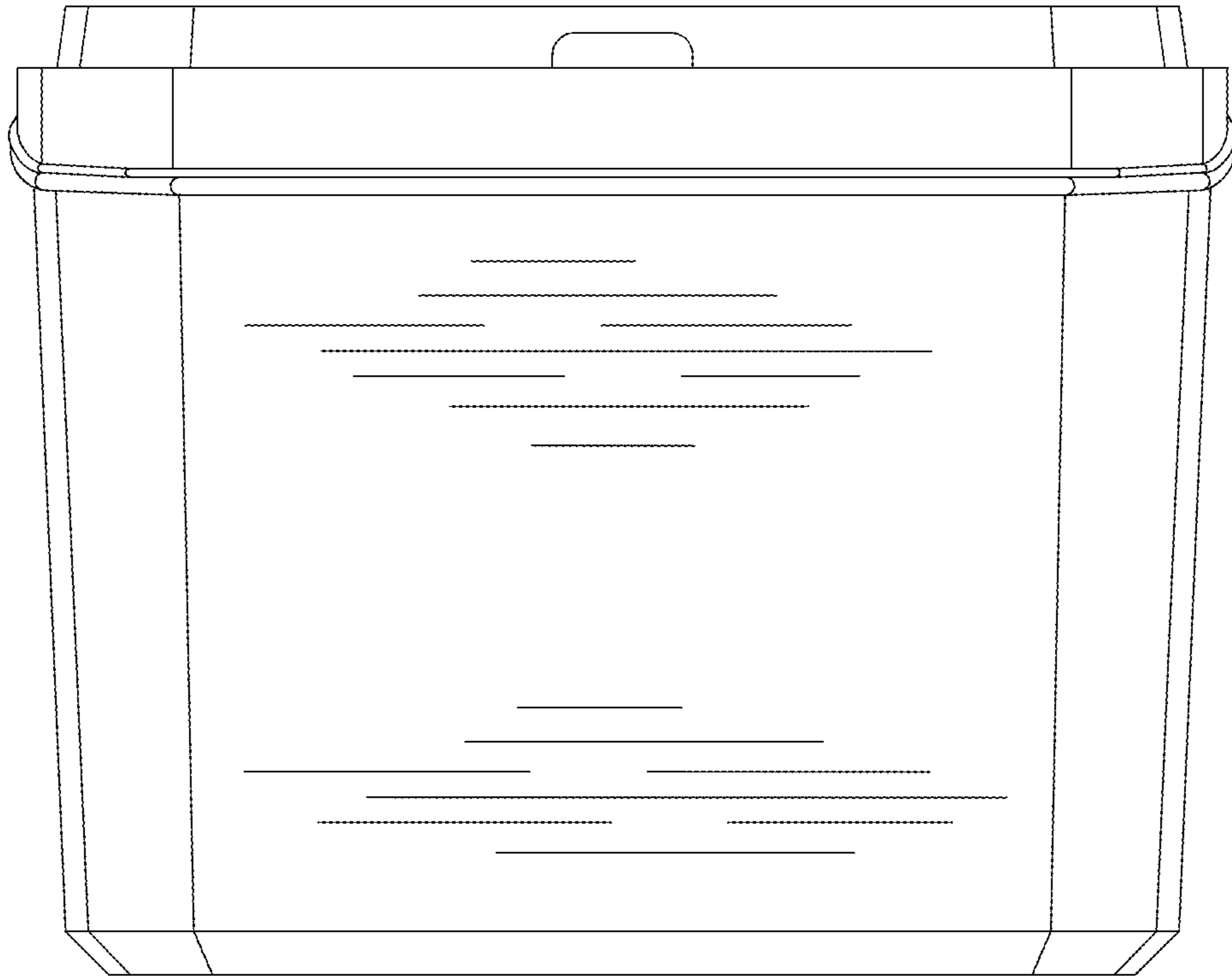


FIG 2

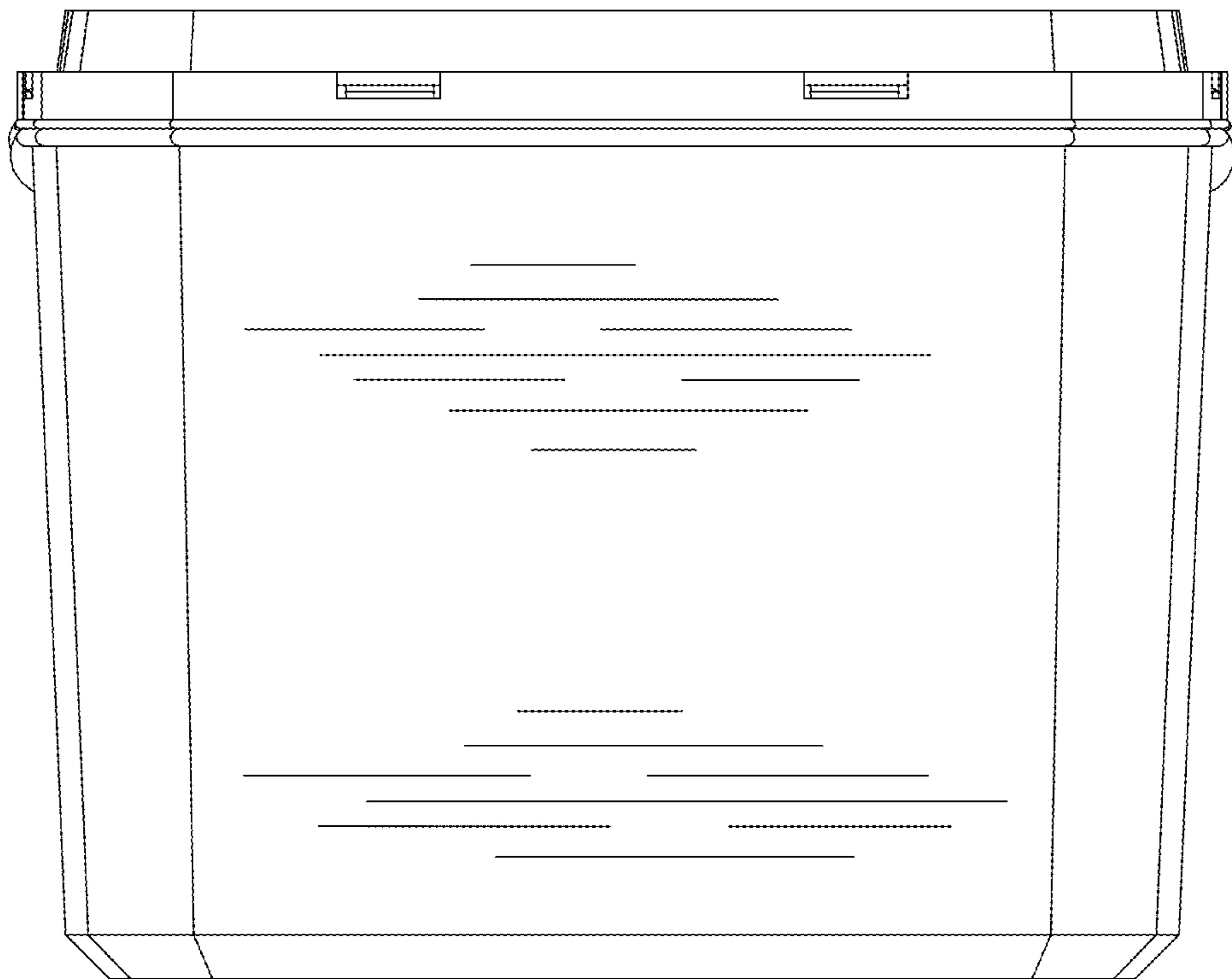


FIG 3

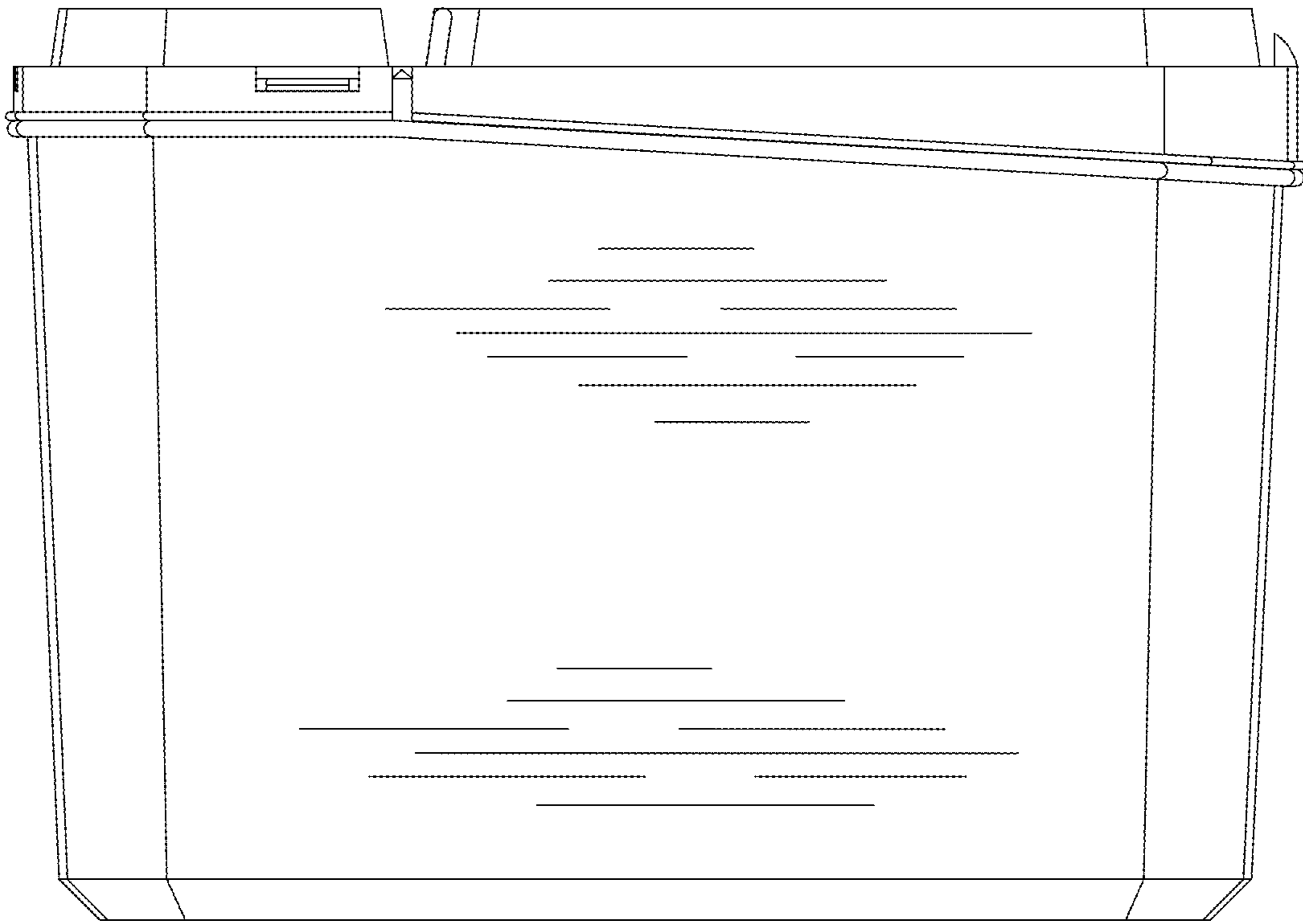


FIG 4

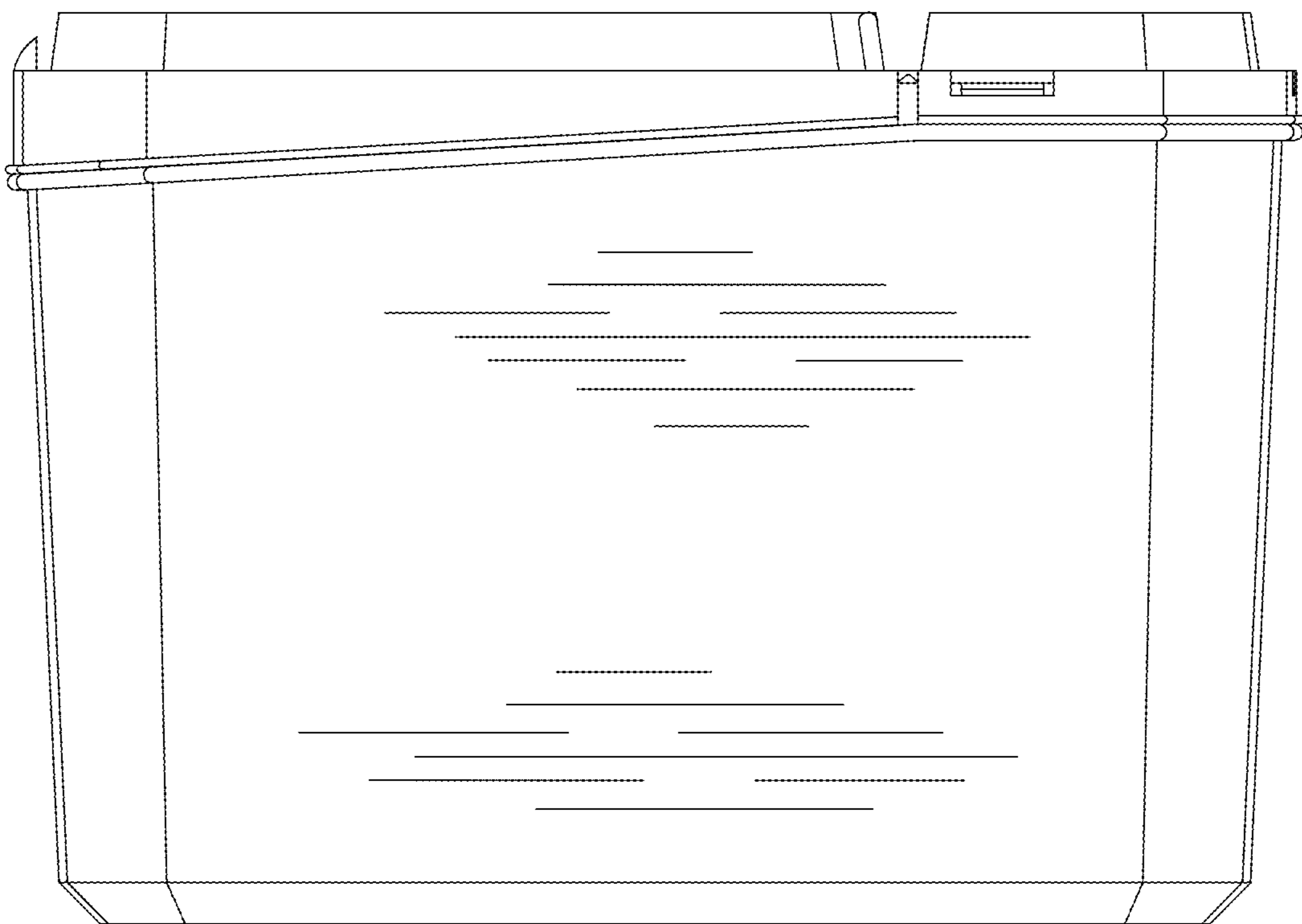


FIG 5




FIG 6




FIG 7

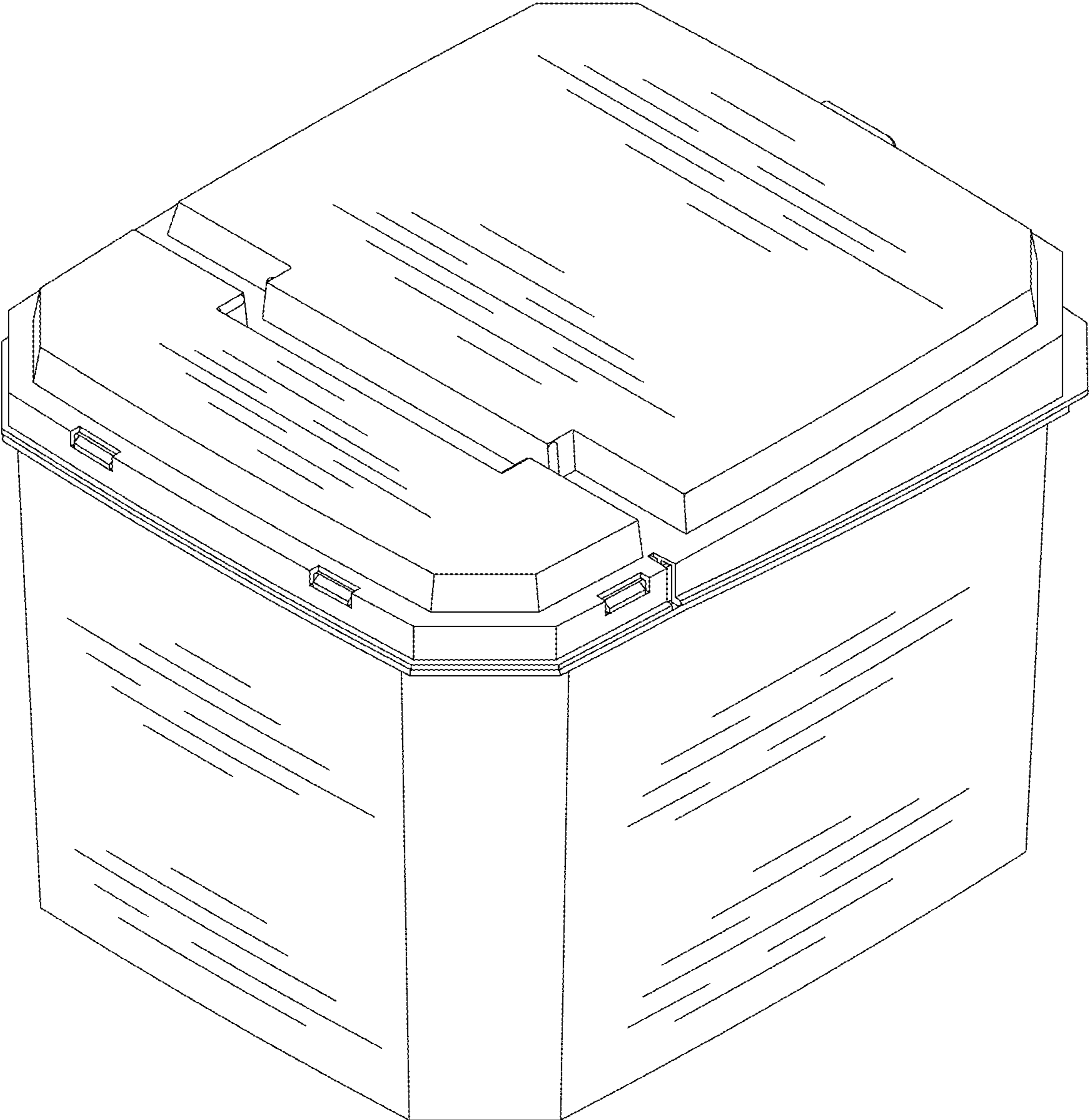


FIG 8