



US00D986718S

(12) **United States Design Patent**
Shen

(10) **Patent No.:** **US D986,718 S**

(45) **Date of Patent:** **** May 23, 2023**

(54) **CAR SEAT HEADREST HOOK**
(71) Applicant: **Xiangyou Shen, Ziyang (CN)**
(72) Inventor: **Xiangyou Shen, Ziyang (CN)**
(**) Term: **15 Years**

(21) Appl. No.: **29/871,880**

(22) Filed: **Mar. 1, 2023**

(51) **LOC (14) Cl.** **08-05**

(52) **U.S. Cl.**
USPC **D8/367; D12/416; D8/356**

(58) **Field of Classification Search**
USPC **D8/356, 354, 349, 367; 361/826;**
24/16 PB; D12/416

CPC **A63B 29/00; A63B 27/00; B63B 59/02;**
B63B 21/045; H05K 5/0247

See application file for complete search history.

(56) **References Cited**

U.S. PATENT DOCUMENTS

D348,213 S *	6/1994	Moliner	D8/367
D349,040 S *	7/1994	Moliner	D8/367
D349,447 S *	8/1994	Daniller	D8/367
D597,400 S *	8/2009	Matejcik	D8/367
D606,848 S *	12/2009	Jimenez	D8/395
D613,589 S *	4/2010	Goodman	D8/367
D695,098 S *	12/2013	Hobson	D8/395
D849,516 S *	5/2019	Johnson	D8/367
D863,487 S *	10/2019	Pieper	D8/367
D863,943 S *	10/2019	Knight	D8/367

D871,306 S *	12/2019	Ward	D12/223
D878,909 S *	3/2020	Krake	D8/367
D885,873 S *	6/2020	Deng	D8/367
D941,746 S *	1/2022	Huang	D12/416
D948,318 S	4/2022	Feng		
D960,693 S *	8/2022	Lin	D8/367
D965,503 S	10/2022	Yao		
D965,504 S *	10/2022	Shen	D12/416
D976,682 S *	1/2023	Chen	D8/356
D976,690 S *	1/2023	Peng	D8/367
D977,951 S *	2/2023	Nelson	D8/367

* cited by examiner

Primary Examiner — Cynthia R Underwood

(74) *Attorney, Agent, or Firm* — Jeenam Park

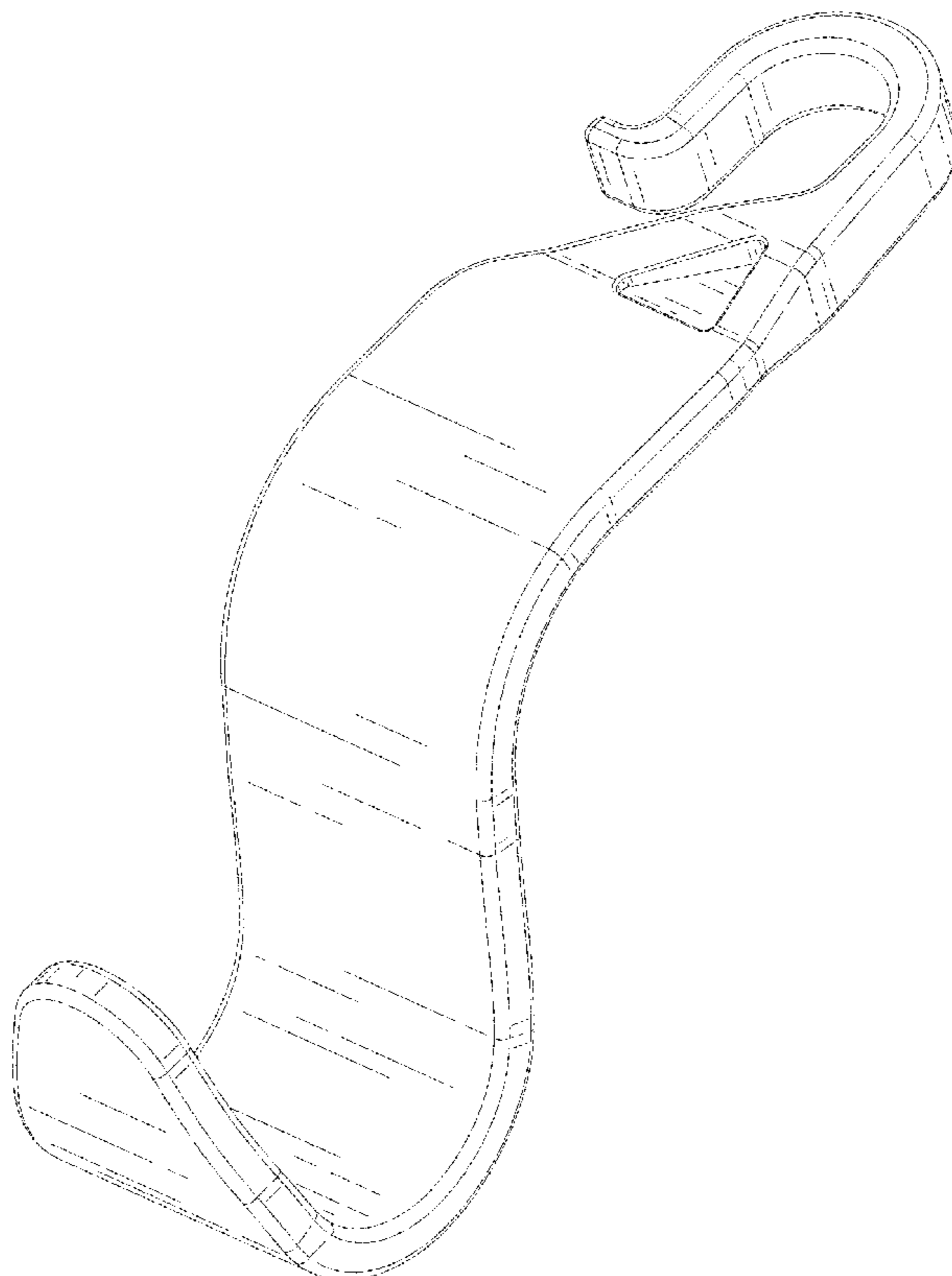
(57) **CLAIM**

The ornamental design for a car seat headrest hook, as shown and described.

DESCRIPTION

FIG. 1 is a front, right and bottom perspective view of a car seat headrest hook, showing my new design;
FIG. 2 is a rear, left and top perspective view thereof;
FIG. 3 is a front view thereof;
FIG. 4 is a rear view thereof;
FIG. 5 is a left side view thereof;
FIG. 6 is a right side view thereof;
FIG. 7 is a top plan view thereof; and,
FIG. 8 is a bottom plan view thereof.

1 Claim, 8 Drawing Sheets



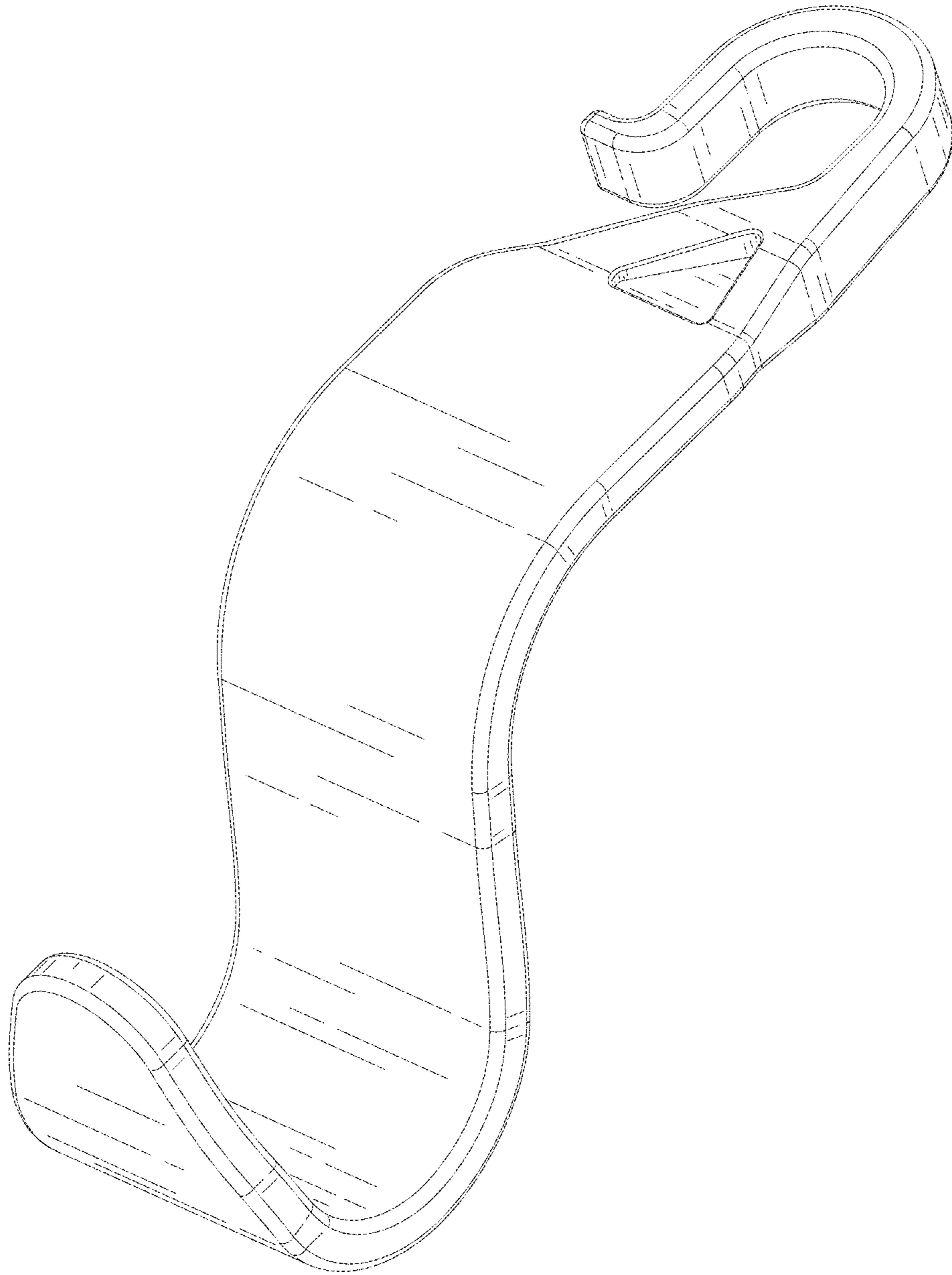


FIG. 1

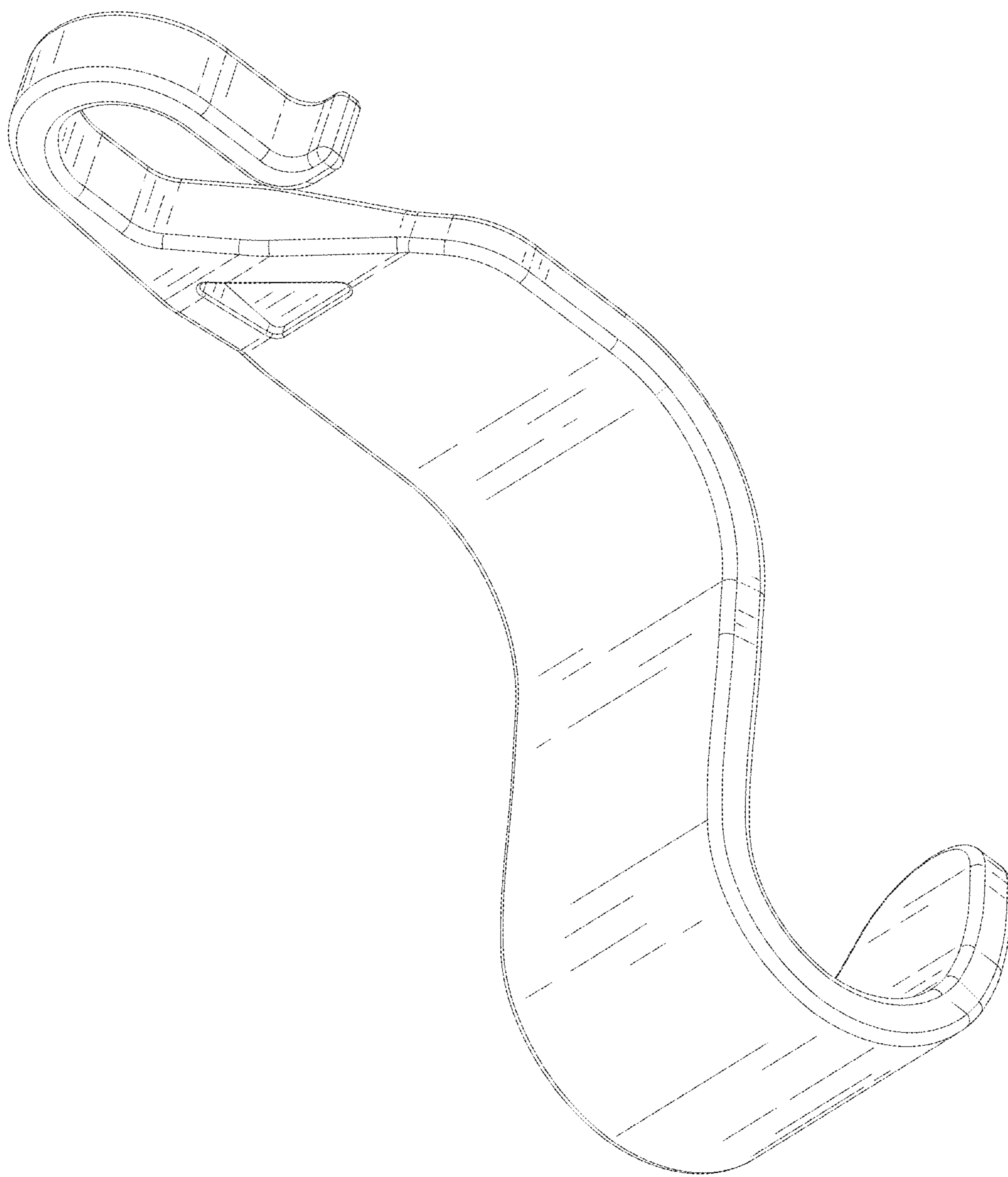


FIG. 2




FIG. 3




FIG. 4

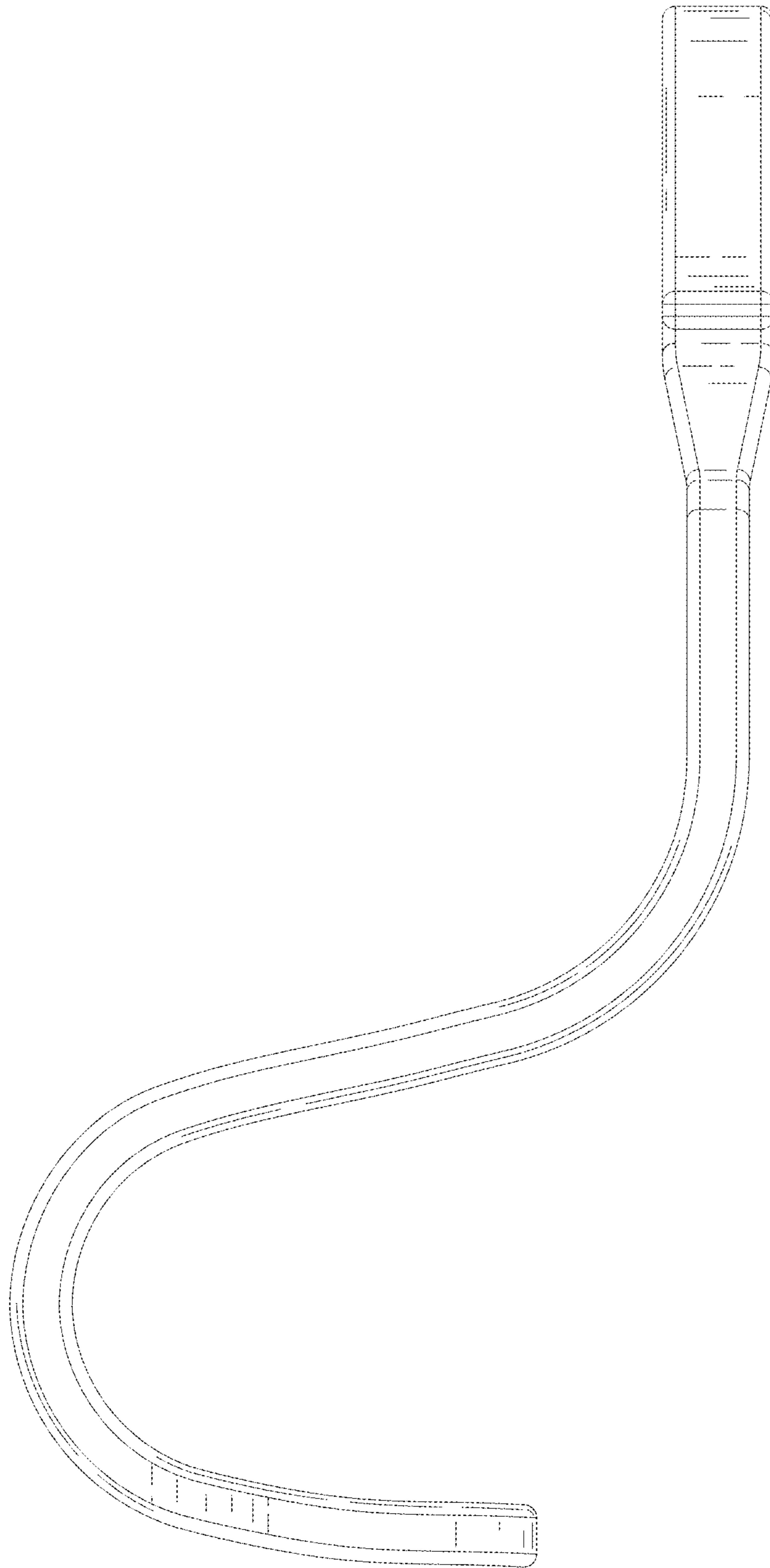


FIG. 5

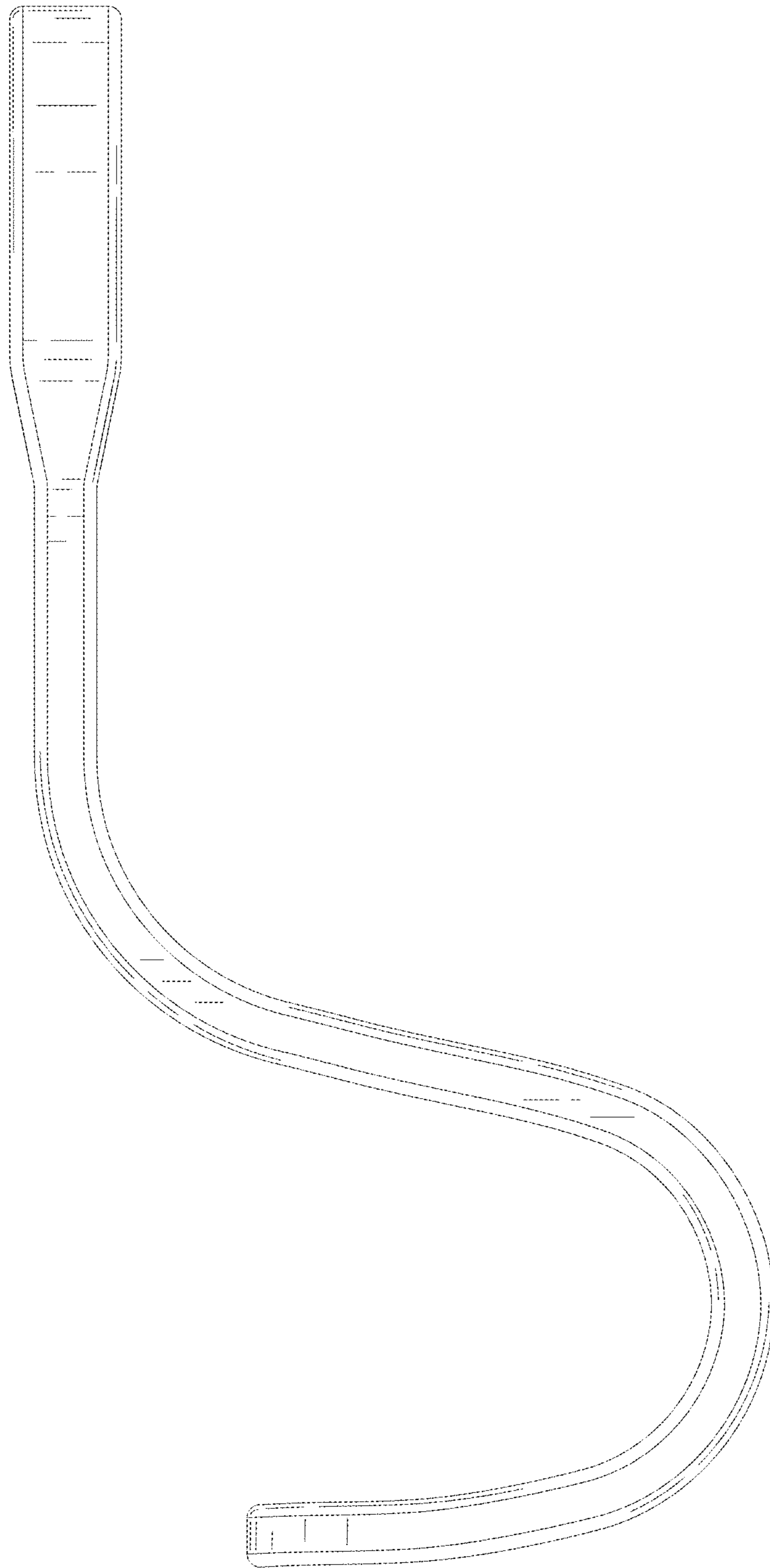


FIG. 6




FIG. 7

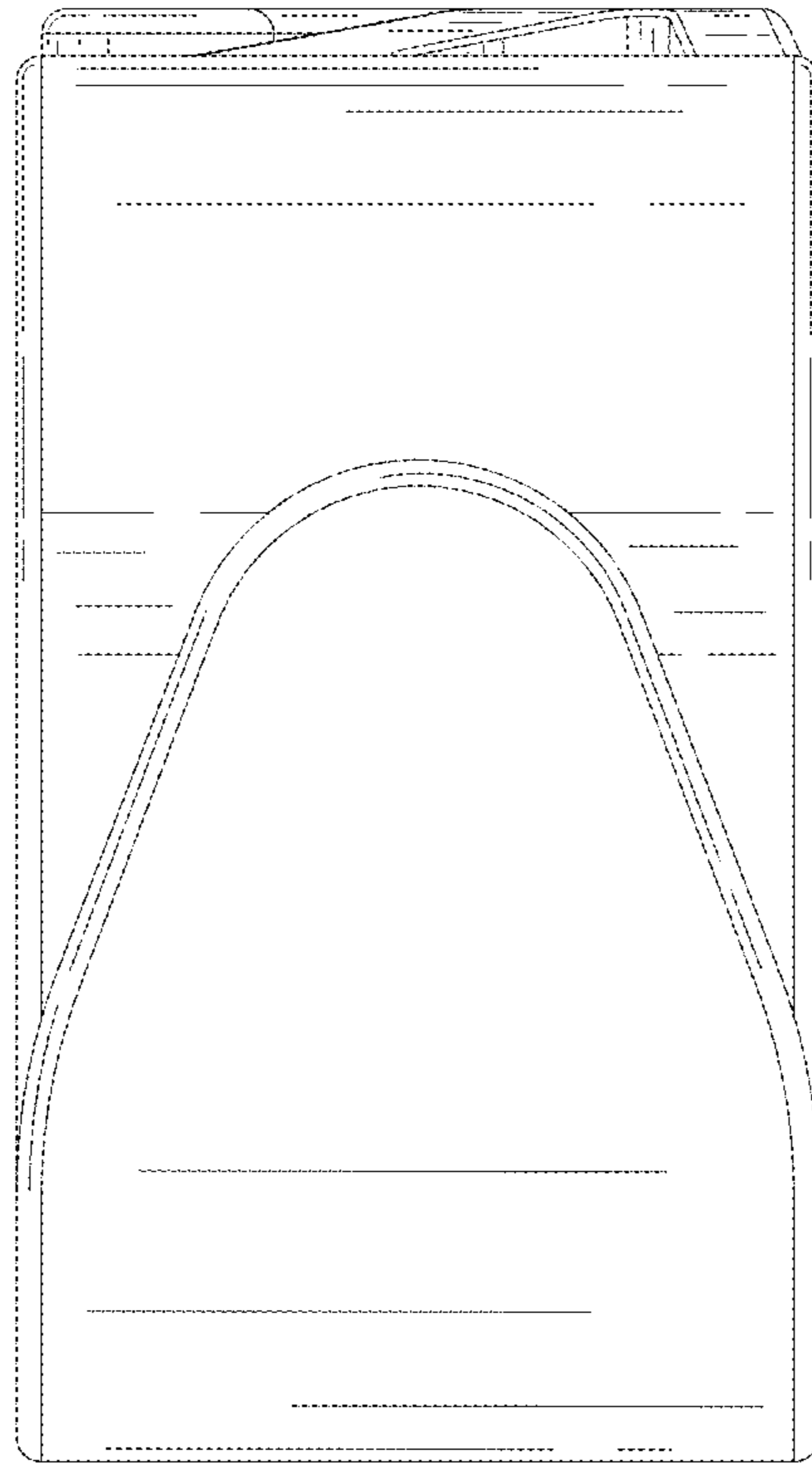


FIG. 8