



US00D986690S

(12) **United States Design Patent** (10) **Patent No.:** **US D986,690 S**
Chen (45) **Date of Patent:** **** May 23, 2023**

(54) **KNIFE HOLDER WITH SHARPENER**

(71) Applicant: **Yiting Chen**, Guangdong (CN)

(72) Inventor: **Yiting Chen**, Guangdong (CN)

(**) Term: **15 Years**

(21) Appl. No.: **29/809,427**

(22) Filed: **Sep. 28, 2021**

(51) **LOC (14) Cl.** **07-09**

(52) **U.S. Cl.**
USPC **D7/637**

(58) **Field of Classification Search**
USPC ... D7/600.1, 600.3, 601, 602, 637-641, 701,
D7/704, 705, 708; D3/304, 305, 313,
D3/314; D8/93; D19/77, 81, 92;
D32/55, 56
CPC A47B 77/14; A47G 21/00; A47G 21/14;
A47G 23/06; A47G 23/0641; A47J 45/02;
A47J 47/16; B24D 15/081; B24D 15/082;
B24D 15/084; B24D 15/105
See application file for complete search history.

(56) **References Cited**

U.S. PATENT DOCUMENTS

1,861,683	A *	6/1932	Branch	B24D 15/084	451/490
D311,319	S	10/1990	McClelland			
D360,560	S	7/1995	Stroecker			
D440,124	S *	4/2001	Weng	D7/637	
D471,072	S *	3/2003	Gordner	D7/637	
D488,676	S *	4/2004	Bradshaw	D7/637	
D494,023	S	8/2004	Siegel et al.			
D517,377	S *	3/2006	Tetreault	D7/637	
D657,635	S *	4/2012	de Bretton Gordon	D7/637	
D669,321	S	10/2012	Pezzini			
D712,706	S	9/2014	de Bretton Gordon			
D760,551	S	7/2016	Laamanen			

D764,875	S *	8/2016	Liu	D7/637
D764,876	S *	8/2016	Liu	D7/637
D766,048	S *	9/2016	Liu	D7/637
D774,844	S *	12/2016	McConnell	D7/637
D776,492	S *	1/2017	Keyes	D7/637
D816,430	S	5/2018	Sharon		
D834,823	S	12/2018	Cavazos, III		
D838,554	S *	1/2019	Thompson	D7/637
D867,076	S *	11/2019	Williams	D14/215

(Continued)

OTHER PUBLICATIONS

Design No. 306989508, Jul. 13, 2021—China National Intellectual Property Administration Publication Date—Dec. 10, 2021 Owner—Liu Dandan WIPO, available at <https://www3.wipo.int/designdb/en/index.jsp> (Year: 2021).*

(Continued)

Primary Examiner — Catherine Ho
Assistant Examiner — Natalya M Rapundalo

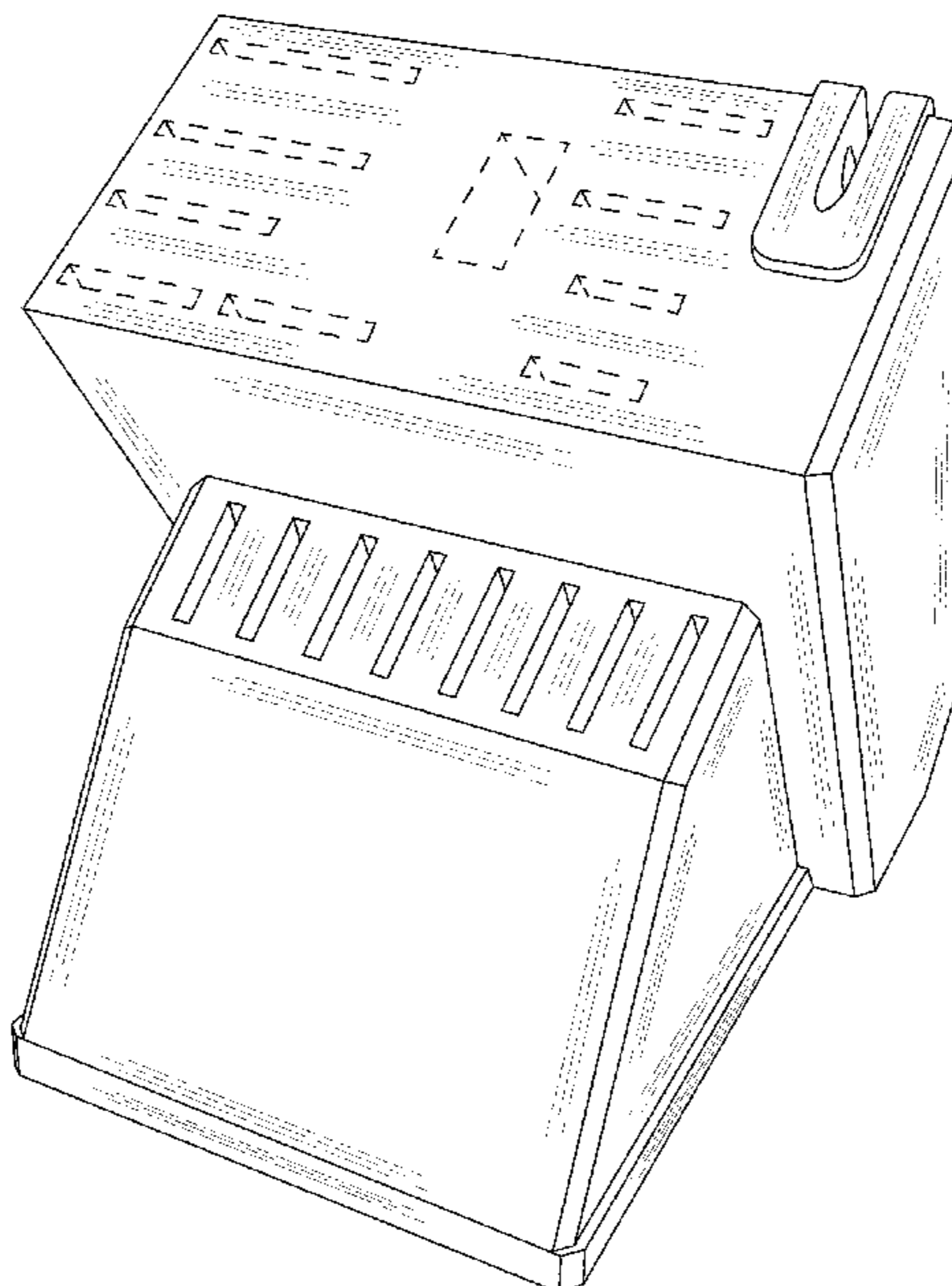
(57) **CLAIM**

The ornamental design for a knife holder with sharpener, as shown and described.

DESCRIPTION

FIG. 1 is a perspective view of a knife holder with sharpener showing my new design.
FIG. 2 is a front view of a knife holder with sharpener.
FIG. 3 is a rear view of a knife holder with sharpener.
FIG. 4 is a left side view of a knife holder with sharpener.
FIG. 5 is a right side view of a knife holder with sharpener.
FIG. 6 is a top view of a knife holder with sharpener; and, FIG. 7 is a bottom view of a knife holder with sharpener.
The broken lines in the drawings depict portions of the knife holder with sharpener that form no part of the claimed design.

1 Claim, 7 Drawing Sheets



(56)

References Cited

U.S. PATENT DOCUMENTS

D886,542 S * 6/2020 deBretton Gordon
E05B 47/023
D7/637
D915,154 S * 4/2021 Liu C09J 4/06
D7/637
D920,051 S * 5/2021 Li A47G 21/14
D7/637
D946,357 S * 3/2022 Yang A47G 21/14
D7/637
2017/0181557 A1* 6/2017 Liu A47G 21/14
2018/0055259 A1* 3/2018 Hagger A47G 21/14
2018/0249886 A1* 9/2018 Thompson C09J 4/06
2021/0127876 A1* 5/2021 Schmidt E05B 47/023

OTHER PUBLICATIONS

McCook MC65 Knife Sets, first available Mar. 29, 2021, Amazon, [online], [site visited Jun. 10, 2022], Available from internet URL: <https://www.amazon.com/McCook-MC65-Stainless-Pull-Away-Sharpener/dp/B0919Y2ZLH> (Year: 2021).*

* cited by examiner

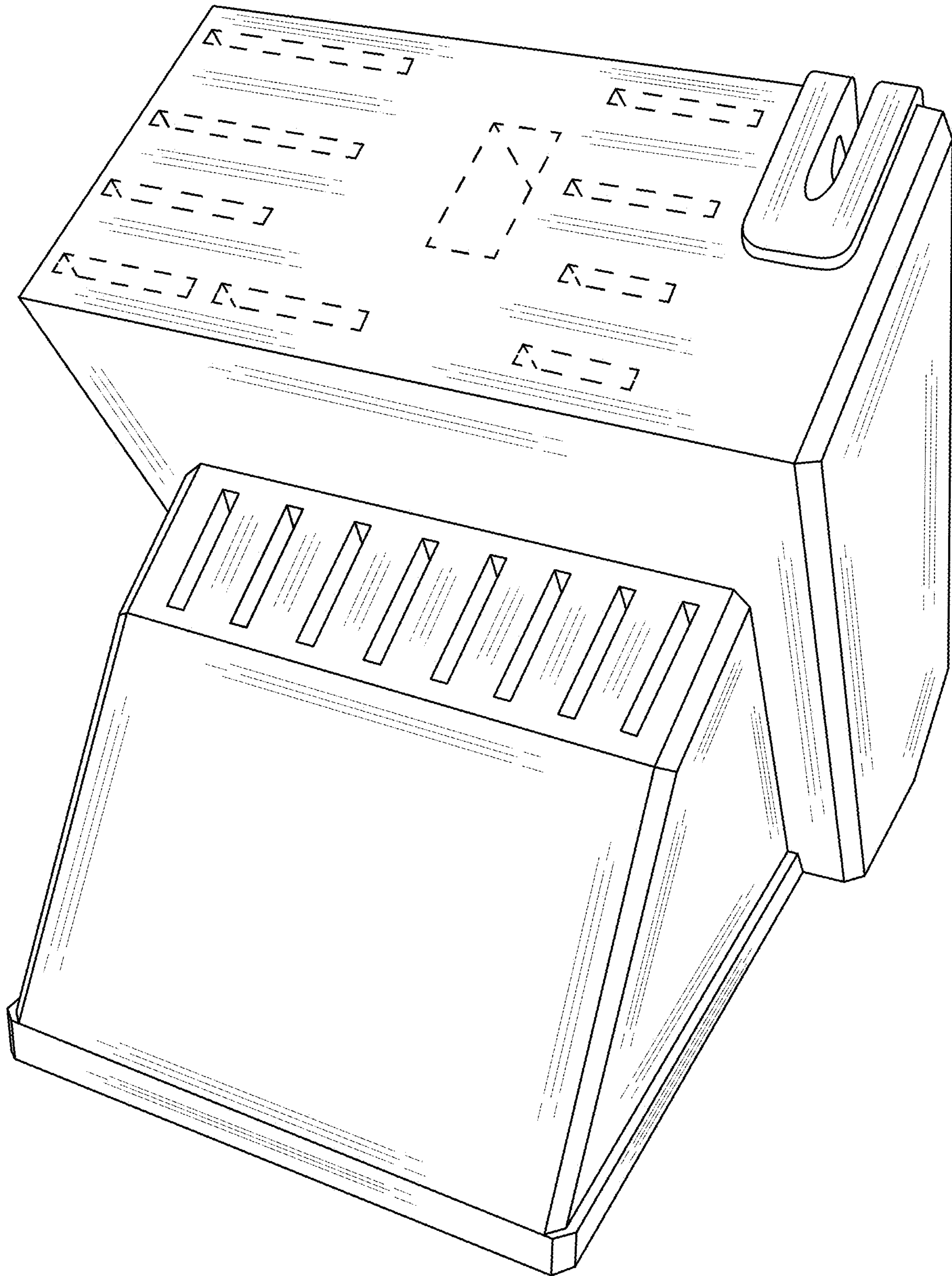


FIG. 1

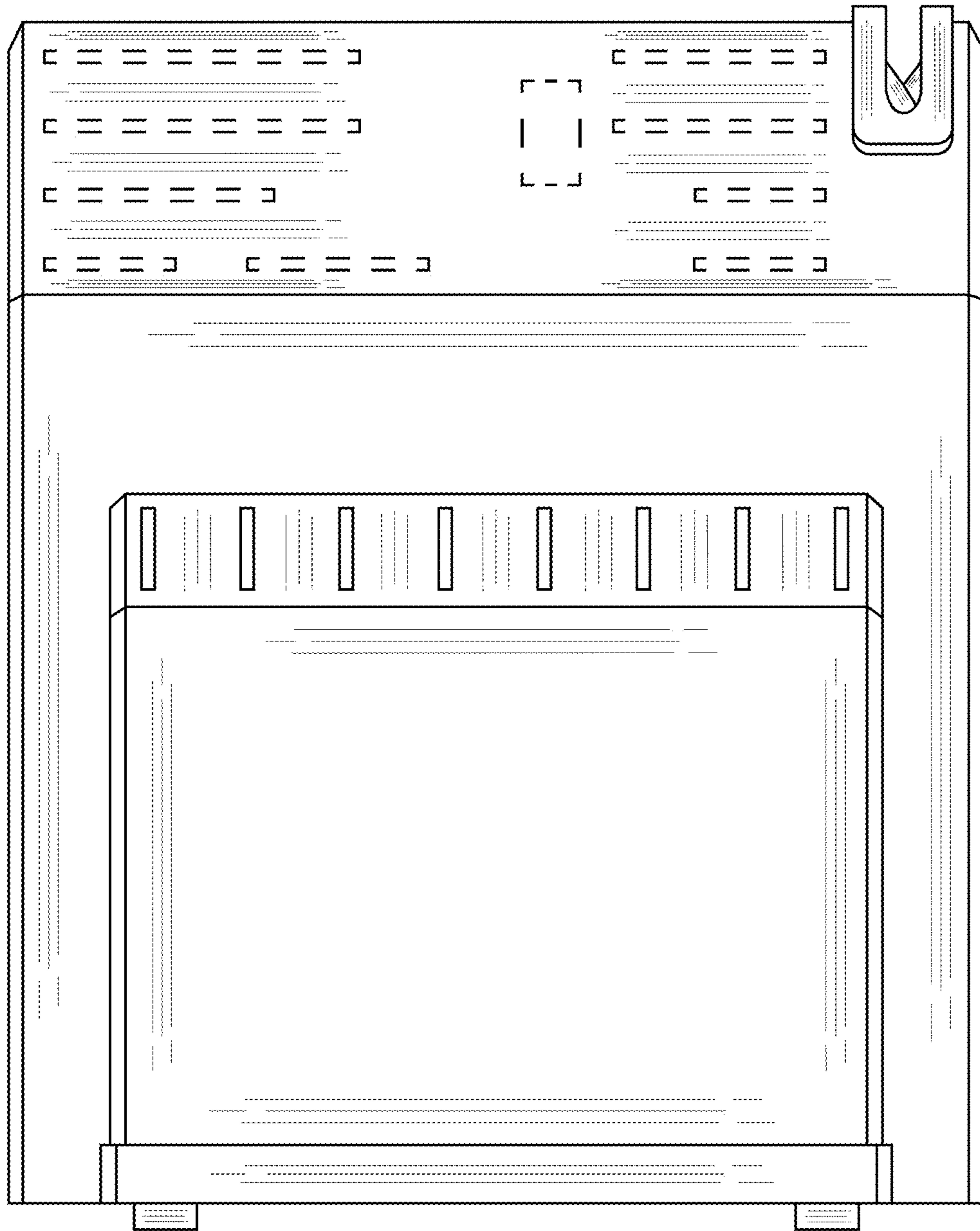


FIG. 2

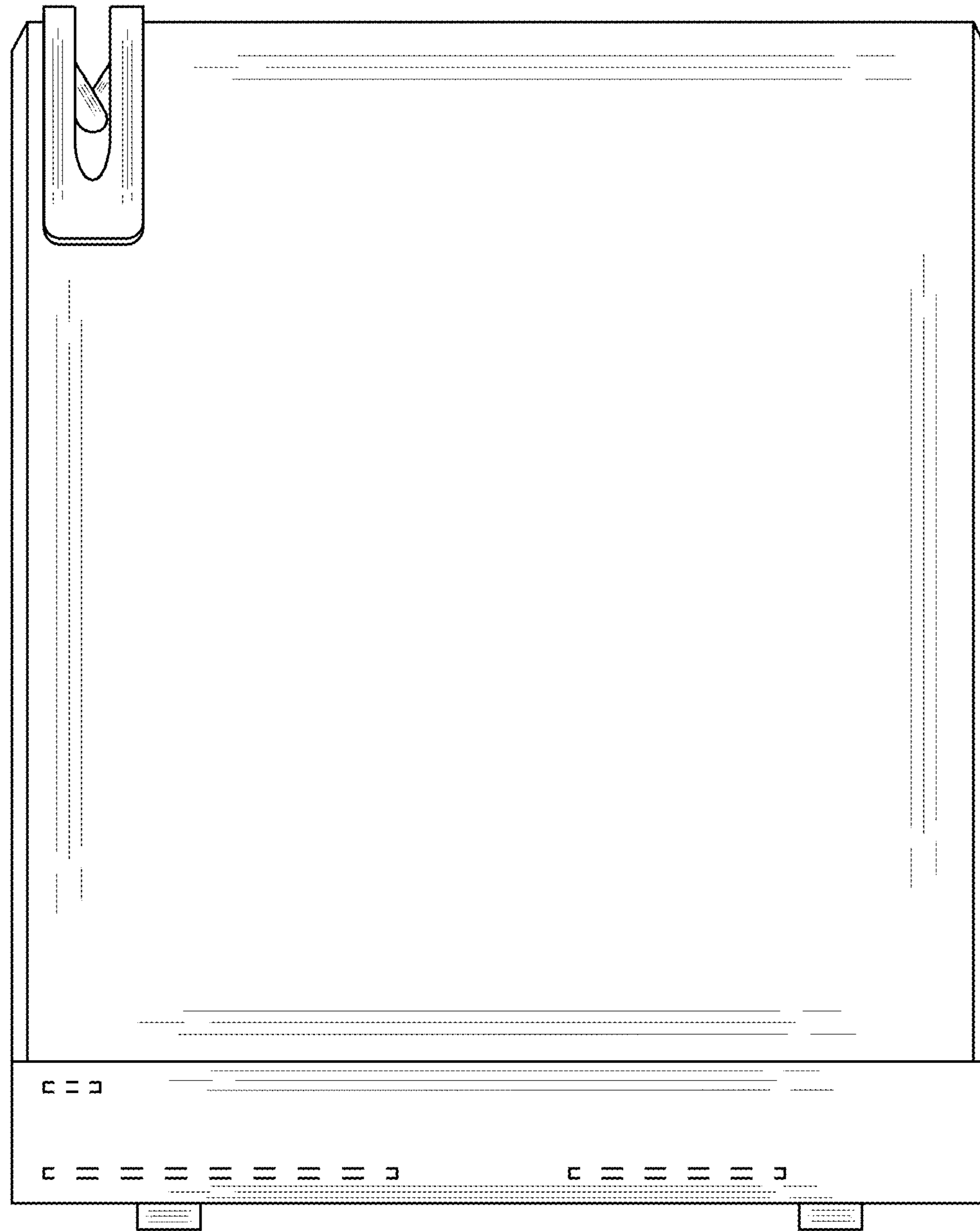


FIG. 3

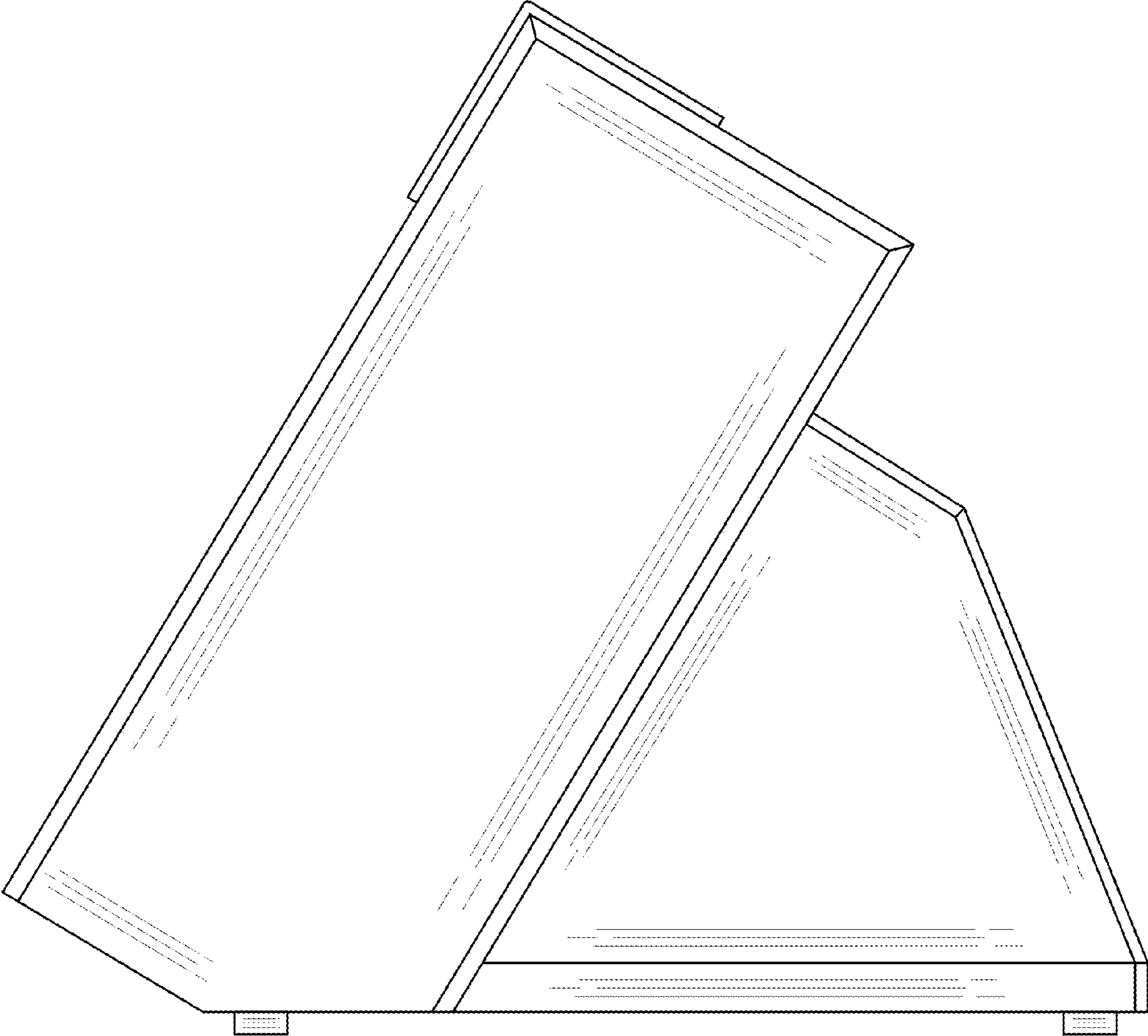


FIG. 4

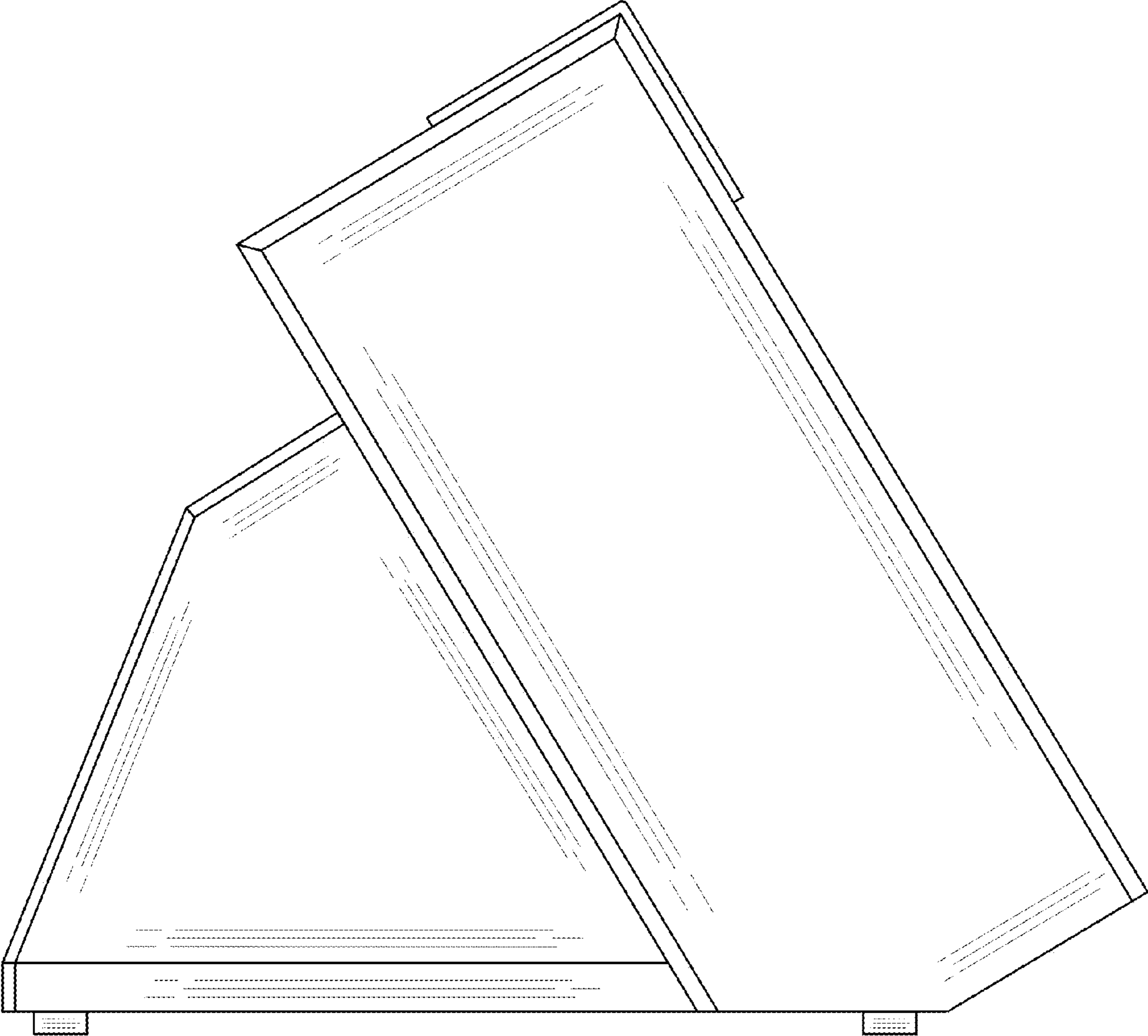


FIG. 5

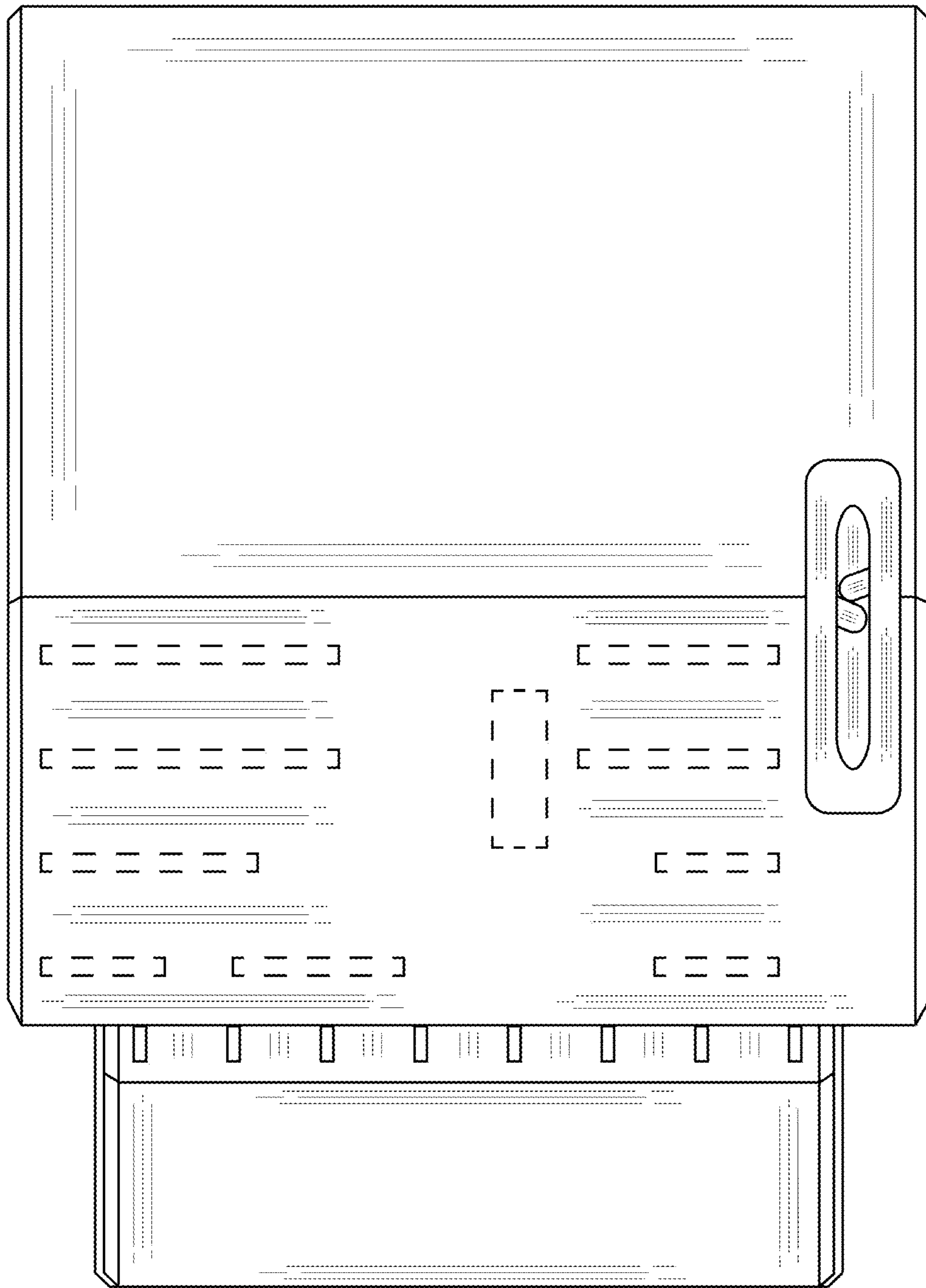


FIG. 6




FIG. 7