



US00D986650S

(12) **United States Design Patent**  
**Tong**

(10) **Patent No.:** **US D986,650 S**

(45) **Date of Patent:** **\*\* May 23, 2023**

(54) **CABINET**

(71) Applicant: **ZHEJIANG TIMECHEE  
INTERNATIONAL TRADE GROUP  
CO., LTD**, Ningbo (CN)

(72) Inventor: **Jiancheng Tong**, Ningbo (CN)

(\*\*) Term: **15 Years**

(21) Appl. No.: **29/871,057**

(22) Filed: **Feb. 10, 2023**

(51) **LOC (14) Cl.** ..... **06-04**

(52) **U.S. Cl.**  
USPC ..... **D6/671; D6/663**

(58) **Field of Classification Search**  
USPC ..... D6/657, 660, 661, 662, 662.1, 663, 664,  
D6/668.1, 671, 671.1, 671.2, 671.3,  
D6/671.4, 672, 675, 675.1, 675.3;  
D23/286  
CPC ..... A47B 47/03; A47B 47/04; A47B 57/00;  
A47B 57/30; A47B 63/00; A47B 67/00;  
A47B 67/04; A47B 2220/03

See application file for complete search history.

(56) **References Cited**

**U.S. PATENT DOCUMENTS**

D347,750 S *	6/1994	Ball	.....	D6/661
D403,531 S *	1/1999	De Blaay	.....	D6/671.1
D441,567 S *	5/2001	Nielsen	.....	D6/671.2
D473,070 S *	4/2003	Kelley	.....	D6/671.1
D534,010 S *	12/2006	O'Reilly	.....	D6/671.1
D648,151 S *	11/2011	Walker	.....	D6/662.1
D648,152 S *	11/2011	Walker	.....	D6/662.1
D767,920 S *	10/2016	Huang	.....	D6/671.1
D773,861 S *	12/2016	Burden	.....	D6/661
D923,977 S	7/2021	Xiao	.....	

D964,765 S *	9/2022	Li	.....	D6/373
D965,351 S *	10/2022	Li	.....	D6/661
D965,354 S *	10/2022	Wang	.....	D6/671.1
D972,345 S *	12/2022	Gao	.....	D6/671.1
D977,286 S *	2/2023	Gao	.....	D6/671.2

**OTHER PUBLICATIONS**

Design 307766290, application date Jul. 19, 2022, country code CN, publication date Jan. 3, 2023, owner Foshan wooden living Furniture Co Ltd, creator Yue Dihui (Year: 2023).\*

Realrooms Tindall 2 Door, available in Target.com, review from Jan. 2023, site visited on Mar. 23, 2023, URL:https://www.target.com/p/realrooms-tindall-2-door-kitchen-pantry-cabinet-gray-oak/-/A-85391609? (Year: 2023).\*

\* cited by examiner

*Primary Examiner* — Mary Ann Calabrese  
*Assistant Examiner* — Mark David Wolfley

(57) **CLAIM**

The ornamental design for a cabinet, as shown and described.

**DESCRIPTION**

FIG. 1 is a front, bottom, left perspective view of a cabinet, showing my new design;

FIG. 2 is a front view thereof;

FIG. 3 is a rear view thereof;

FIG. 4 is a left side view thereof;

FIG. 5 is a right side view thereof;

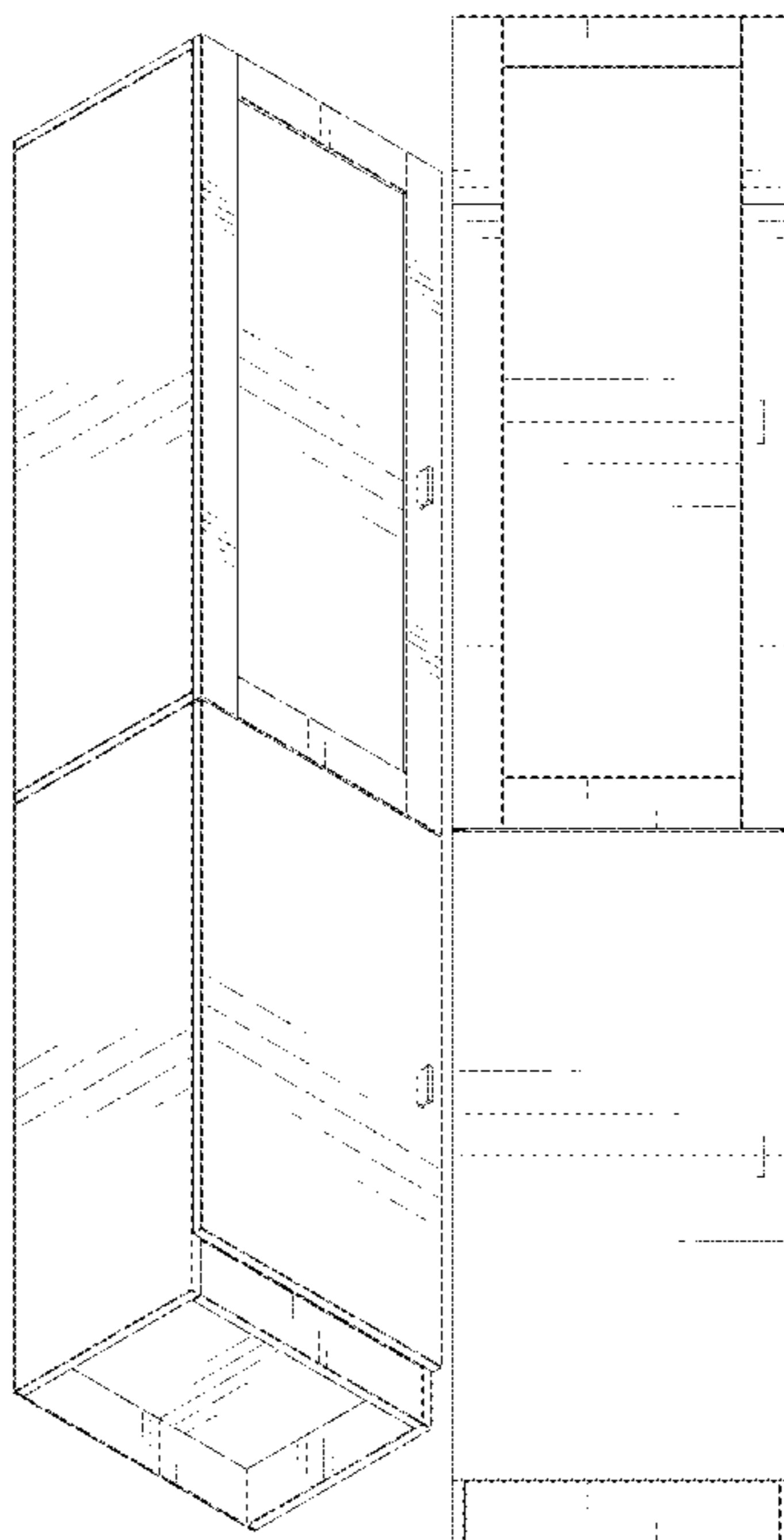
FIG. 6 is a top view thereof;

FIG. 7 is a bottom view thereof; and,

FIG. 8 is a front, bottom, right perspective view thereof, with the doors in an open position.

The broken lines in the drawings illustrate the portions of the cabinet, which form no part of the claimed design.

**1 Claim, 8 Drawing Sheets**



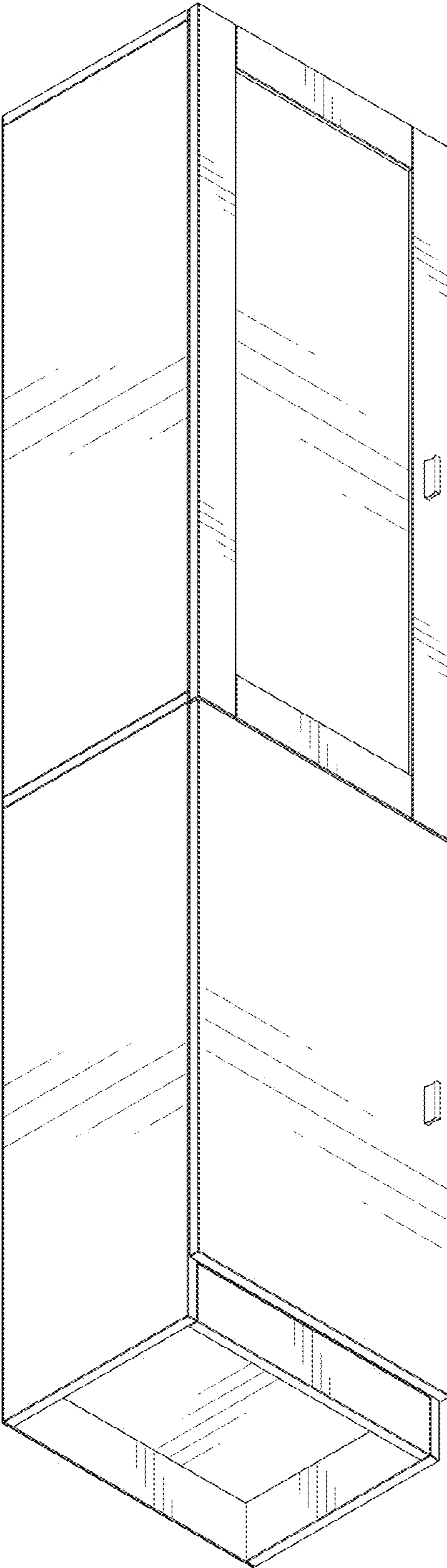


FIG. 1

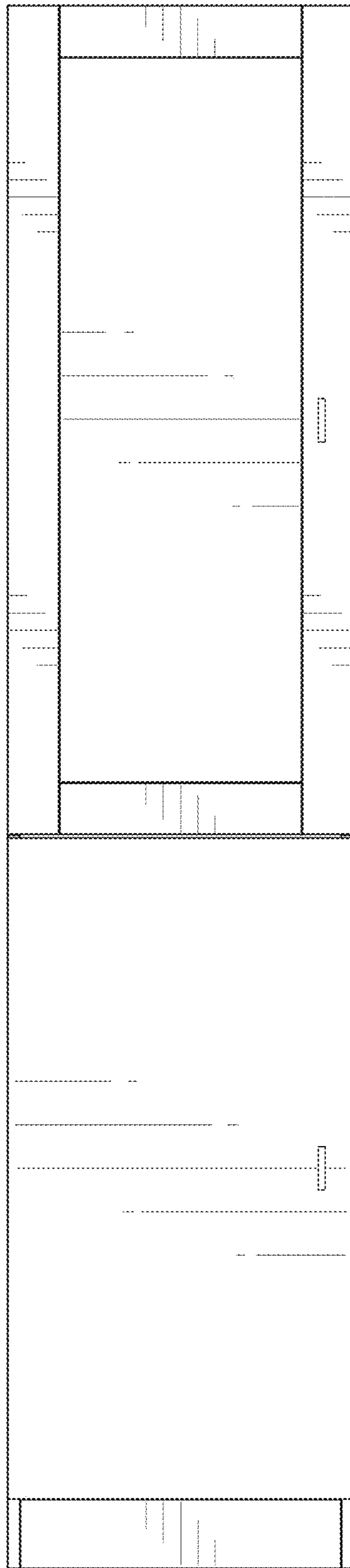


FIG. 2




FIG. 3




FIG. 4




FIG. 5

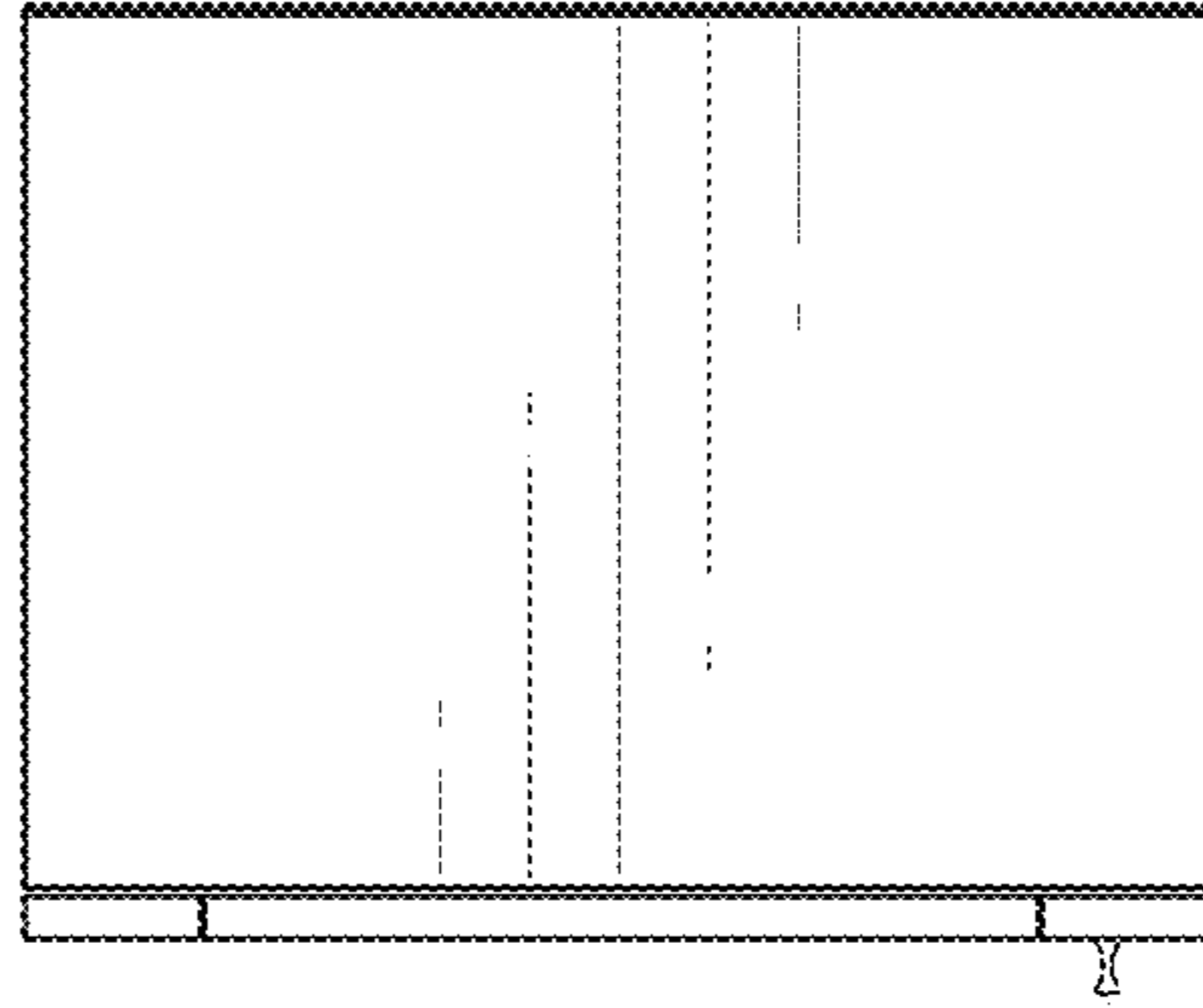


FIG. 6

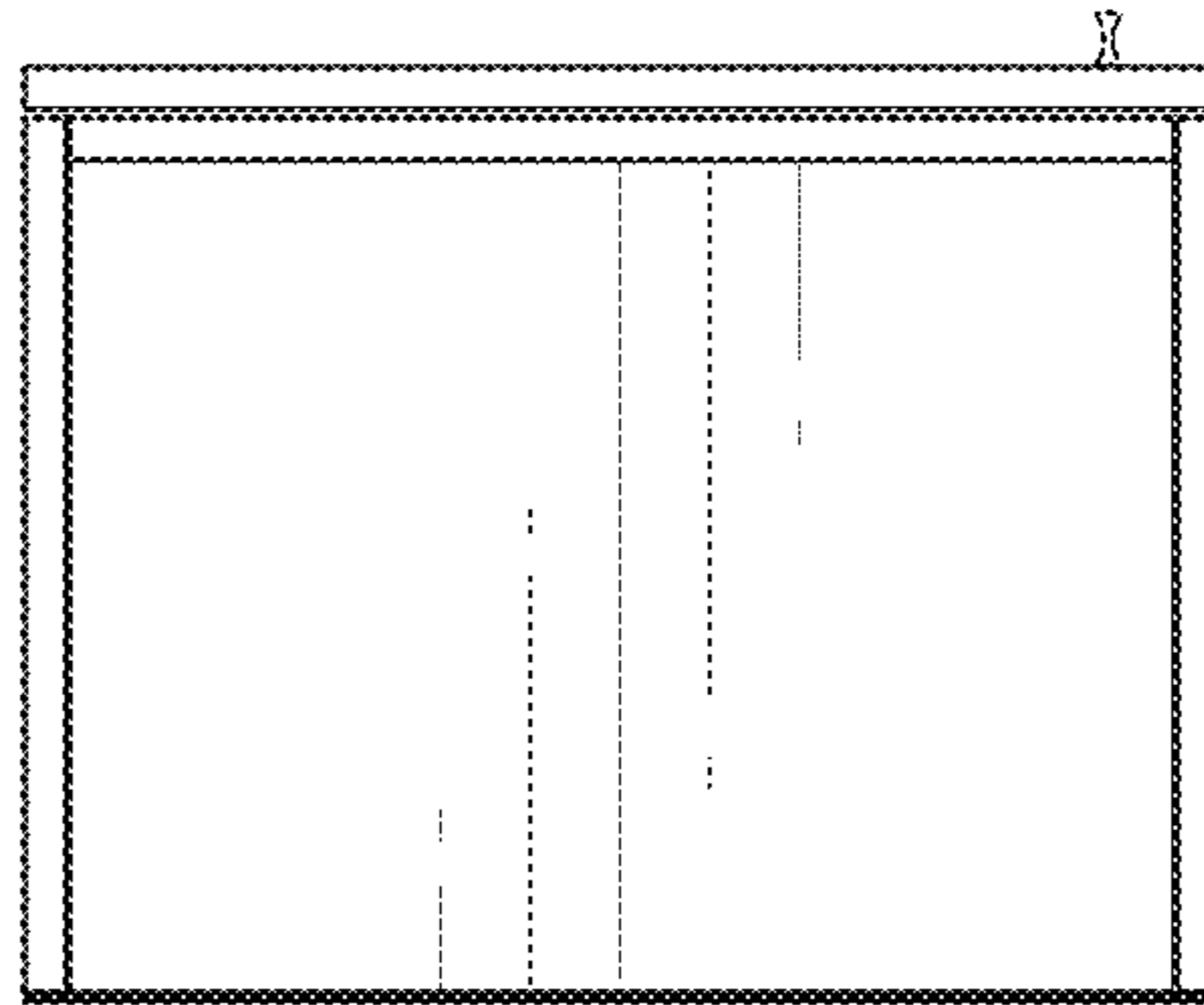


FIG. 7



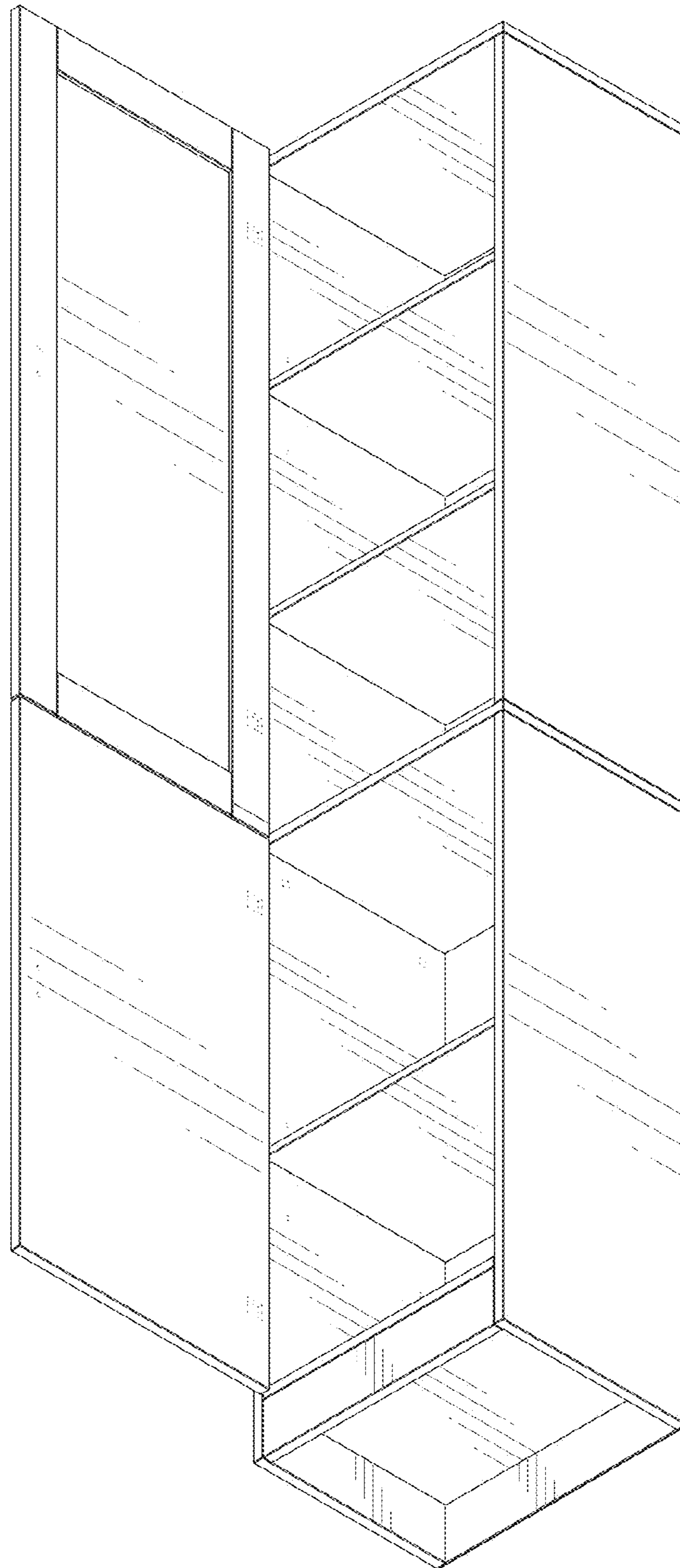


FIG. 8