



US00D986647S

(12) **United States Design Patent** (10) **Patent No.:** **US D986,647 S**  
**Xiao** (45) **Date of Patent:** **\*\* May 23, 2023**

(54) **SHED**  
(71) Applicant: **TAIZHOU SUKK TECHNOLOGY CO., LTD**, Taizhou (CN)  
(72) Inventor: **Shuangshuang Xiao**, Ningbo (CN)  
(73) Assignee: **TAIZHOU SUKK TECHNOLOGY CO., LTD**, Taizhou (CN)  
(\*\*) Term: **15 Years**  
(21) Appl. No.: **29/822,757**  
(22) Filed: **Jan. 12, 2022**  
(51) **LOC (14) Cl.** ..... **06-04**  
(52) **U.S. Cl.**  
USPC ..... **D6/667; D25/33**  
(58) **Field of Classification Search**  
USPC ..... D25/1, 3-35; D12/102-105; D6/671.1, D6/667; D34/1, 7  
CPC ... E04H 2001/1283; E04H 1/125; E04H 3/10; E04H 3/14; E04H 1/02; E04H 1/1216; E04H 1/1266; E04H 1/1244; E04H 1/1277; E04H 1/12; B65F 1/1426  
See application file for complete search history.

(56) **References Cited**  
U.S. PATENT DOCUMENTS  
D300,362 S \* 3/1989 Adams ..... D25/16  
D332,332 S \* 1/1993 Markey ..... D34/1  
D335,012 S \* 4/1993 Broussard ..... D34/7  
D365,154 S \* 12/1995 Maple ..... D25/16  
D384,419 S \* 9/1997 Dickinson ..... D25/16  
D393,724 S \* 4/1998 Sagol ..... D25/16  
D469,188 S \* 1/2003 Tisbo ..... D25/33  
D479,882 S \* 9/2003 Tisbo ..... D25/33  
D622,861 S \* 8/2010 Vogler ..... D25/33  
D639,450 S \* 6/2011 Vogler ..... D25/33

D668,474 S 10/2012 Lim  
D683,469 S \* 5/2013 Yoder ..... D25/32  
D688,806 S \* 8/2013 Phillips ..... D25/33  
D689,197 S \* 9/2013 Thuma ..... D25/33  
D691,285 S \* 10/2013 Thuma ..... D25/33  
D728,824 S \* 5/2015 McKimmy ..... D25/33  
D730,541 S \* 5/2015 Phillips ..... D25/33  
D766,020 S 9/2016 Thatcher  
D767,921 S \* 10/2016 Burden ..... D6/671.1  
D810,475 S 2/2018 Ben Avi  
D844,925 S \* 4/2019 Picarazzi ..... D34/1  
D914,402 S 3/2021 Xiao  
D914,403 S \* 3/2021 Xiao ..... D6/667  
D932,650 S \* 10/2021 Leng ..... D25/33  
D937,438 S \* 11/2021 Simonetti ..... D6/671.1  
D937,439 S \* 11/2021 Simonetti ..... D6/671.1  
D943,108 S \* 2/2022 Thuma ..... D25/33  
D943,110 S \* 2/2022 Thuma ..... D6/671.1  
D943,112 S \* 2/2022 Thuma ..... D25/33  
D943,114 S \* 2/2022 Russell ..... D25/33  
D943,115 S \* 2/2022 Logan ..... D25/33  
D946,170 S \* 3/2022 Phillips ..... D6/671.1  
D946,171 S \* 3/2022 Phillips ..... D6/671.1  
D947,582 S \* 4/2022 Kopp ..... D6/667  
D955,605 S \* 6/2022 Simonetti ..... D6/671.1  
D964,074 S \* 9/2022 Xiao ..... D6/667  
D964,784 S \* 9/2022 Anderson ..... D3/273

(Continued)


Primary Examiner — Brett Miller

(57) **CLAIM**  
The ornamental design for a shed, as shown and described.

**DESCRIPTION**

FIG. 1 is a front and top perspective view of a shed, showing my new design;  
FIG. 2 is a front elevation view thereof;  
FIG. 3 is a left side elevation view thereof;  
FIG. 4 is a right side elevation view thereof; and,  
FIG. 5 is a top plan view thereof.

**1 Claim, 5 Drawing Sheets**



(56)

**References Cited**

U.S. PATENT DOCUMENTS

D965,820 S \* 10/2022 Anderson ..... D6/671.1  
D972,166 S \* 12/2022 Whitehead ..... D6/671.1

\* cited by examiner





FIG. 1

FIG. 2



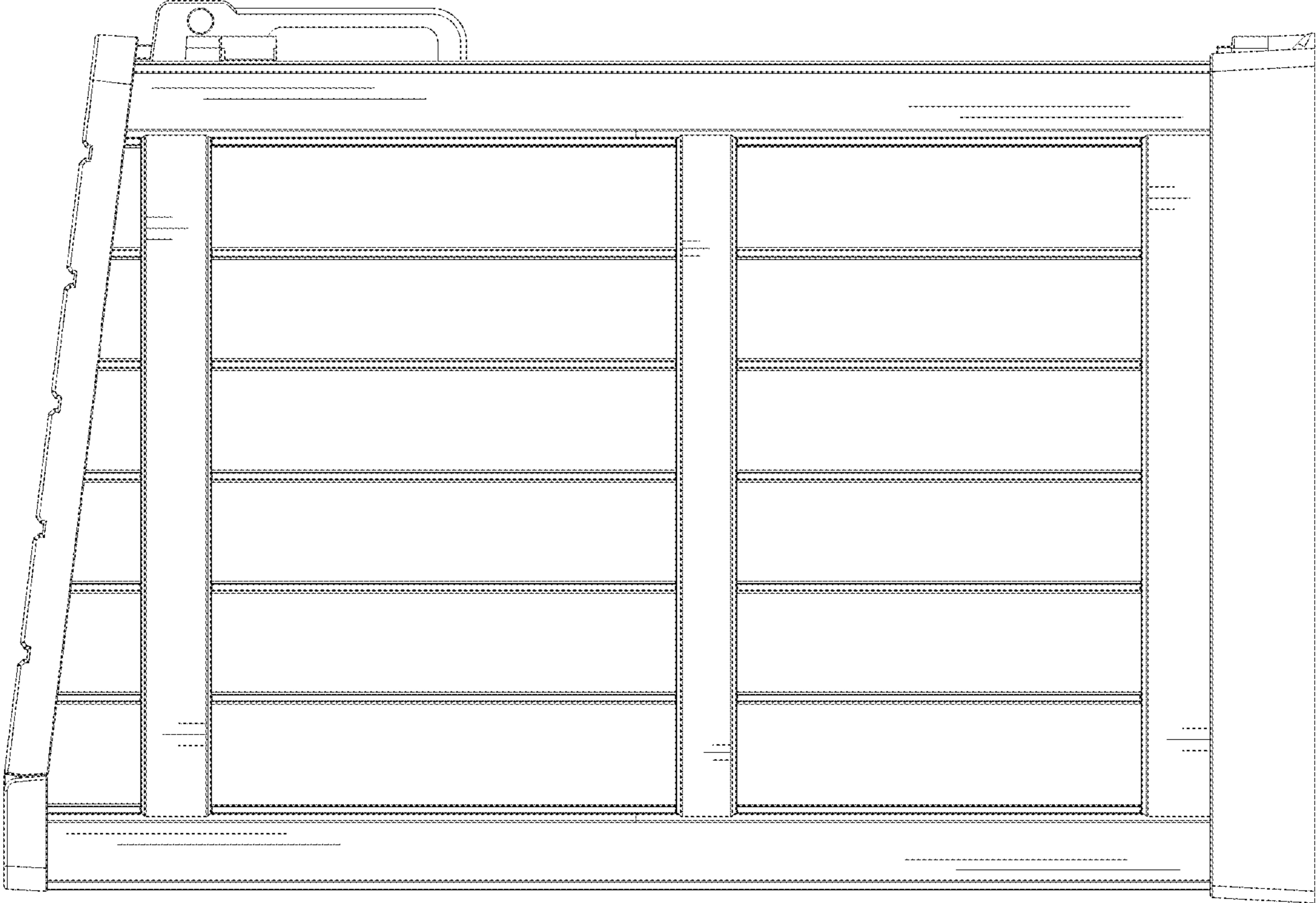


FIG. 3

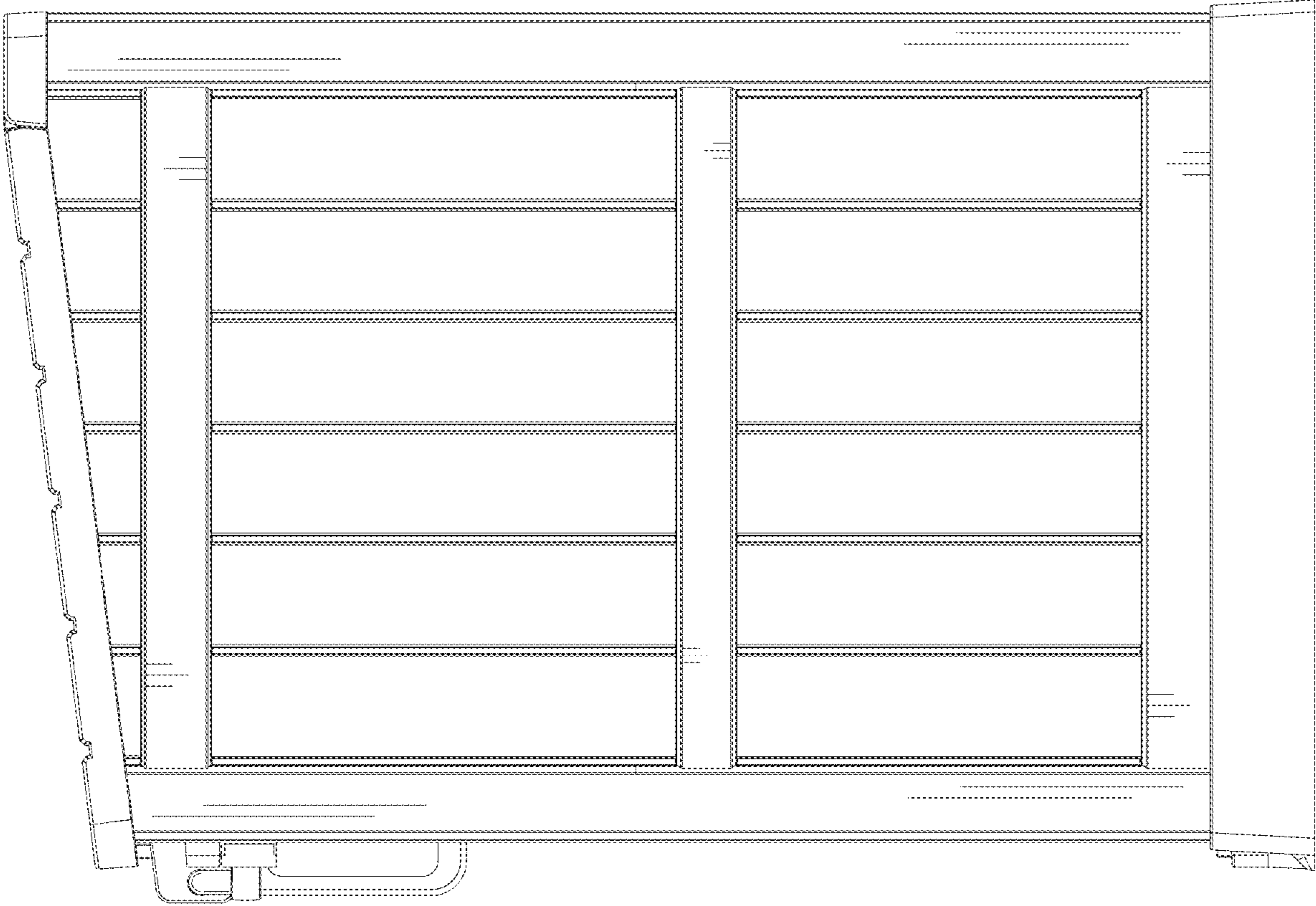


FIG. 4

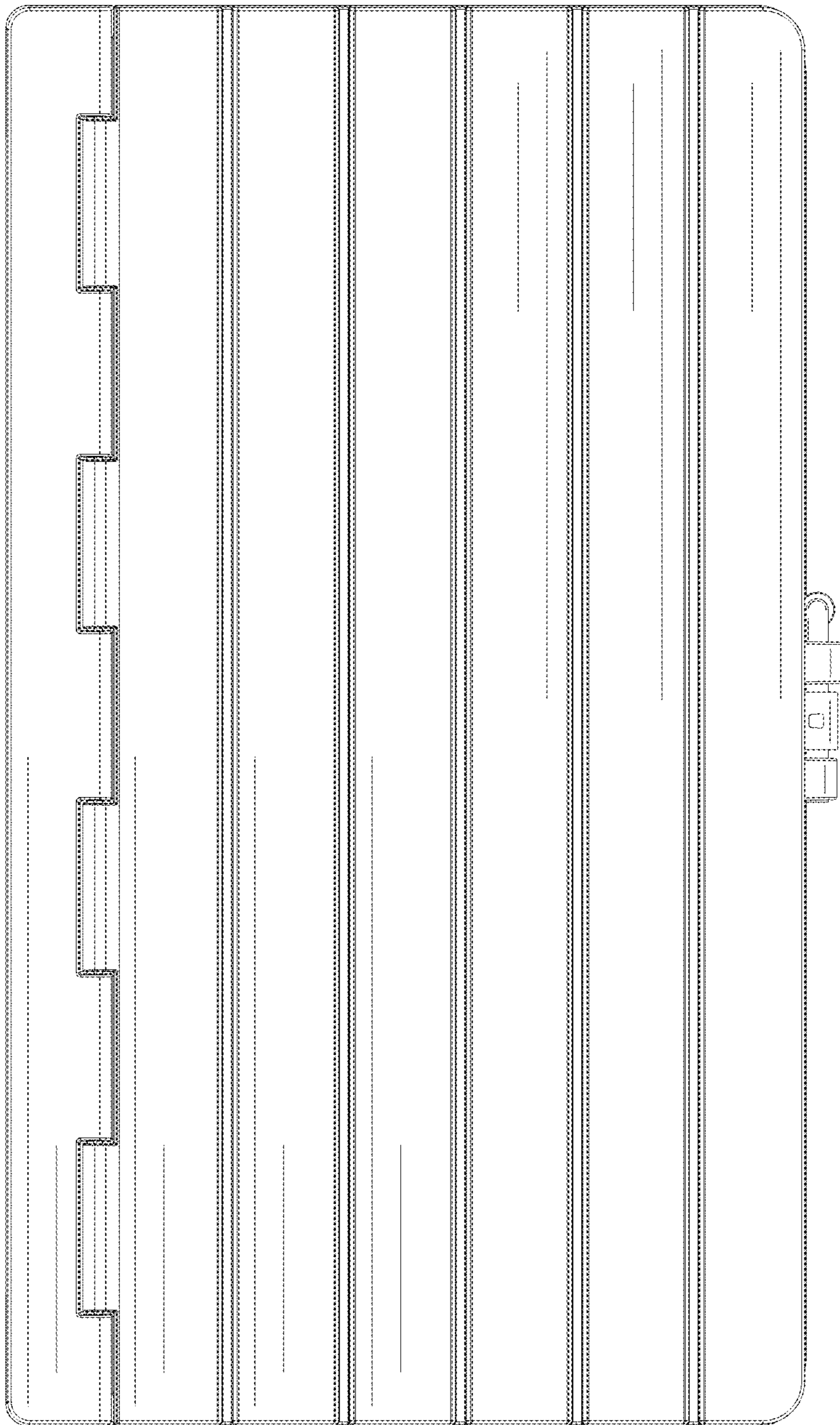


FIG. 5