



US00D986637S

(12) **United States Design Patent** (10) **Patent No.:** **US D986,637 S**  
**Kliegman et al.** (45) **Date of Patent:** **\*\* May 23, 2023**

(54) **NECK CUSHION**

(71) Applicants: **Adriana Kliegman**, New York, NY  
(US); **Arsenio Garcia**, Brooklyn, NY  
(US); **Kevin R Lozeau**, Charlotte, NC  
(US)

D646,101 S \* 10/2011 Goeckel ..... D6/601  
D647,343 S \* 10/2011 Goeckel ..... D6/601  
D647,344 S \* 10/2011 Goeckel ..... D6/601  
D647,345 S \* 10/2011 Goeckel ..... D6/601  
D650,214 S \* 12/2011 Klotz ..... D6/601  
D908,236 S \* 1/2021 Mollohan ..... D24/215

(Continued)

(72) Inventors: **Adriana Kliegman**, New York, NY  
(US); **Arsenio Garcia**, Brooklyn, NY  
(US); **Kevin R Lozeau**, Charlotte, NC  
(US)

**FOREIGN PATENT DOCUMENTS**

CN 202030800481.0 \* 6/2021  
JP D2012-19995 \* 6/2013

(73) Assignee: **ACUTENS, INC.**, Long Island City,  
NY (US)

**OTHER PUBLICATIONS**

Amazon, Kanjo Neck Stretcher for Cervical Traction, Neck and  
Shoulder Relaxer, Neck Cervical Pillow, Date First Available: Jul.  
12, 2021, <https://a.co/d/24oJmum> (Year: 2021).\*

(Continued)

(\*\*) Term: **15 Years**

(21) Appl. No.: **29/826,721**

(22) Filed: **Feb. 15, 2022**

*Primary Examiner* — Natasha Vujcic  
*Assistant Examiner* — Gilbert B Ford

(74) *Attorney, Agent, or Firm* — Antonio Papageorgiou;  
Lombard & Geliebter LLP

**Related U.S. Application Data**

(62) Division of application No. 29/759,176, filed on Nov.  
20, 2020, now Pat. No. Des. 949,602.

(51) **LOC (14) Cl.** ..... **06-13**

(52) **U.S. Cl.**  
USPC ..... **D6/601**

(58) **Field of Classification Search**  
USPC ..... D6/595, 596, 601, 604; D24/183, 190;  
D21/803, 809  
CPC ..... A47G 9/00; A47G 9/10; A47G 9/1045;  
A47G 9/1054; A47G 9/1063; A47G  
9/1072; A47G 9/1081; A47G 9/109  
See application file for complete search history.

(57) **CLAIM**

We claim, the ornamental design for a neck cushion, as  
shown and described.

**DESCRIPTION**

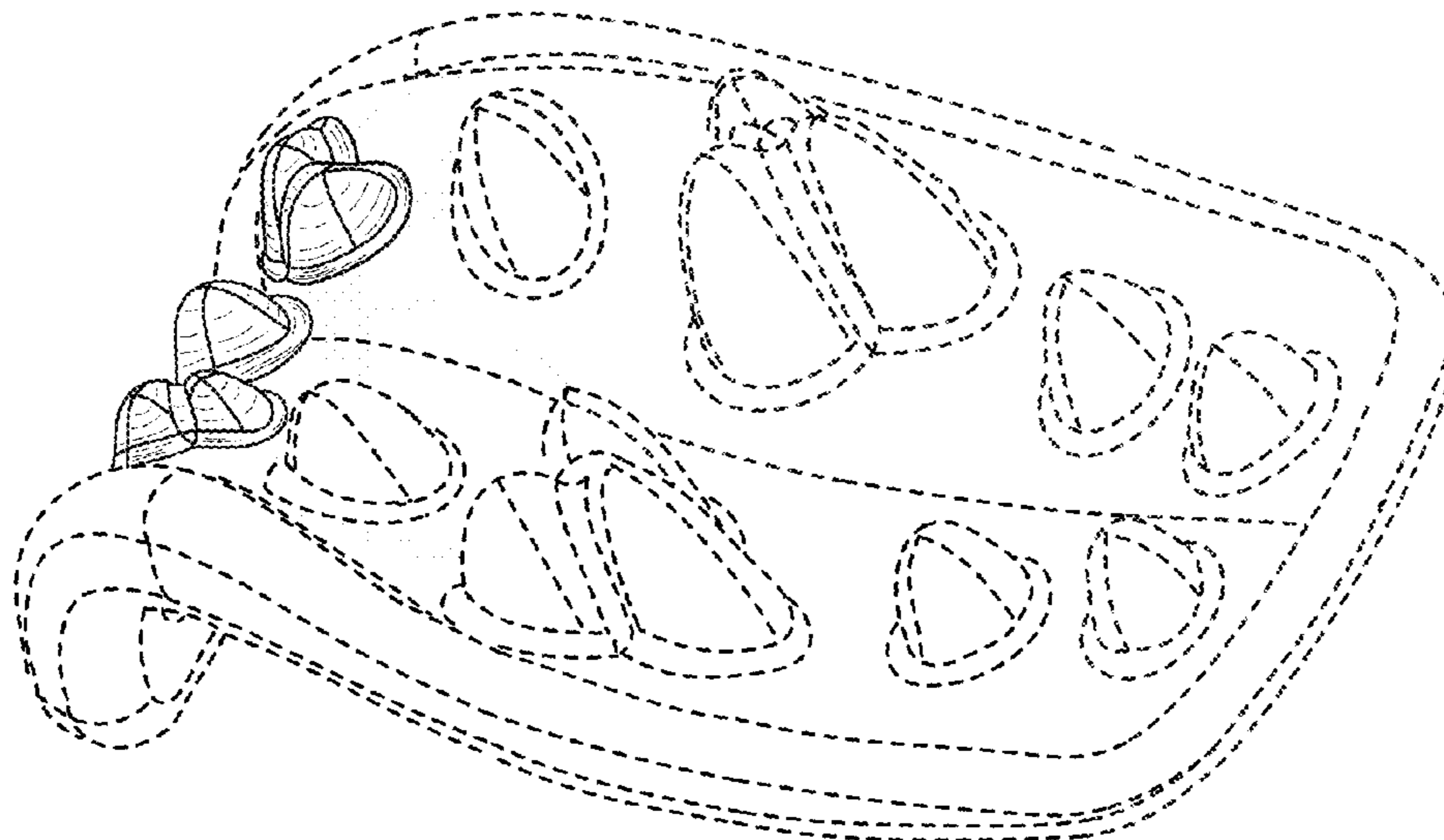
FIG. 1 is a perspective view showing the top, front, and right  
side of a neck cushion according to my new design;  
FIG. 2 is a perspective view showing the top, rear, left side  
of the neck cushion;  
FIG. 3 is a front view thereof;  
FIG. 4 is a left side view thereof, the right side view being  
a mirror image of the left side view;  
FIG. 5 is rear view thereof; and,  
FIG. 6 is a top view thereof.  
The broken line(s) in the figures indicate parts of the device  
which are not part of the claimed design.

(56) **References Cited**

**U.S. PATENT DOCUMENTS**

4,698,864 A \* 10/1987 Graebe ..... A47C 27/10  
297/DIG. 3  
5,502,855 A \* 4/1996 Graebe ..... A61G 7/05769  
5/710

**1 Claim, 6 Drawing Sheets**



(56)

**References Cited**

U.S. PATENT DOCUMENTS

D928,337 S \* 8/2021 Mollohan ..... D24/215  
D949,601 S \* 4/2022 Kliegman ..... D6/601  
D949,602 S \* 4/2022 Kliegman ..... D6/601  
2002/0066143 A1\* 6/2002 Graebe ..... A61G 7/05769  
5/713  
2005/0120483 A1\* 6/2005 Clapper ..... A47C 7/742  
5/655.3

OTHER PUBLICATIONS

Amazon, Kanjo Acupressure Neck Pain Relief Cushion, Date First Available: Aug. 5, 2020, <https://a.co/d/dZ2MTUr> (Year: 2020).\*

Amazon, LittleMum Back Trigger Points Massager, Date First Available: Apr. 1, 2021, <https://a.co/d/gS5fMGf> (Year: 2021).\*

\* cited by examiner

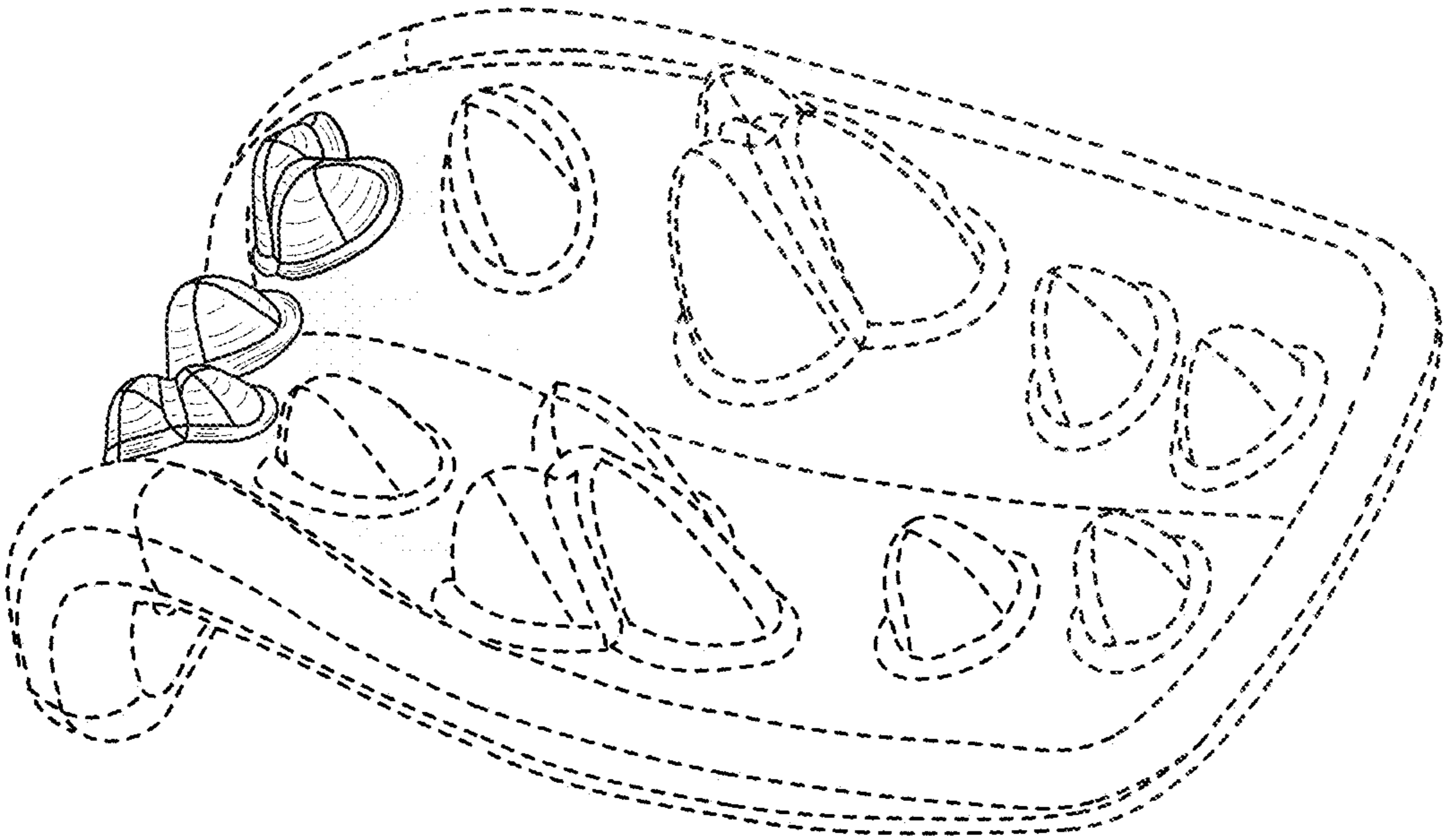



FIG. 1



**FIG. 2**

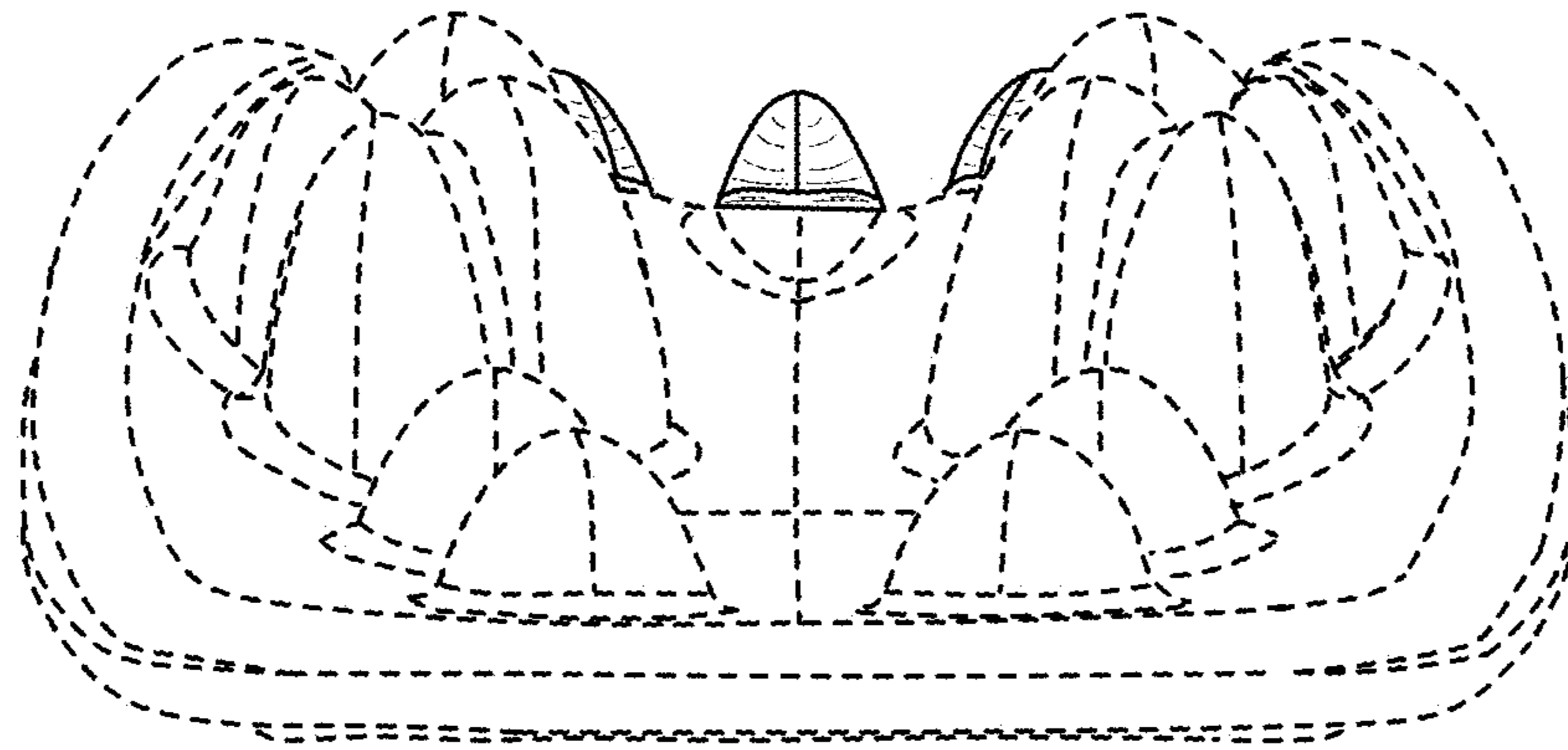


FIG. 3




FIG. 4

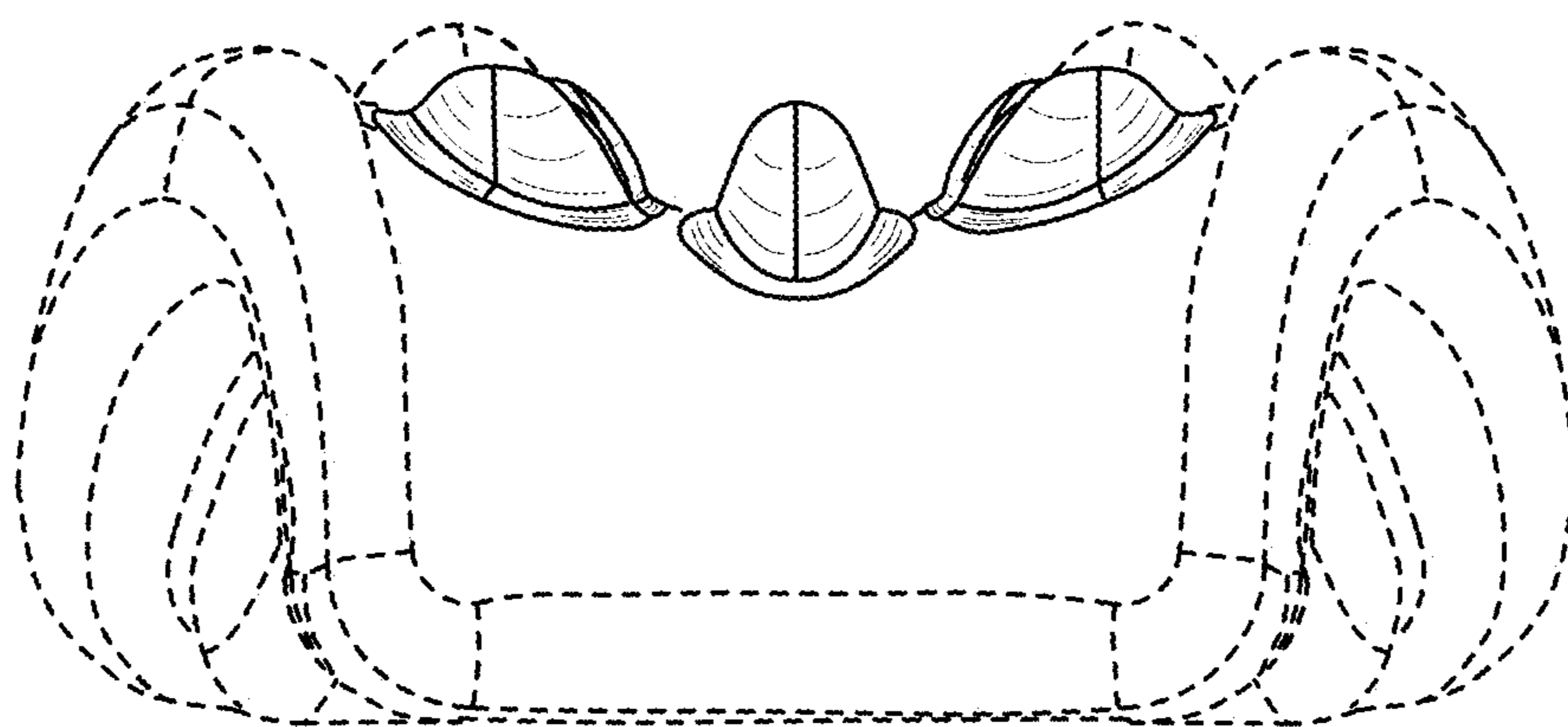


FIG. 5

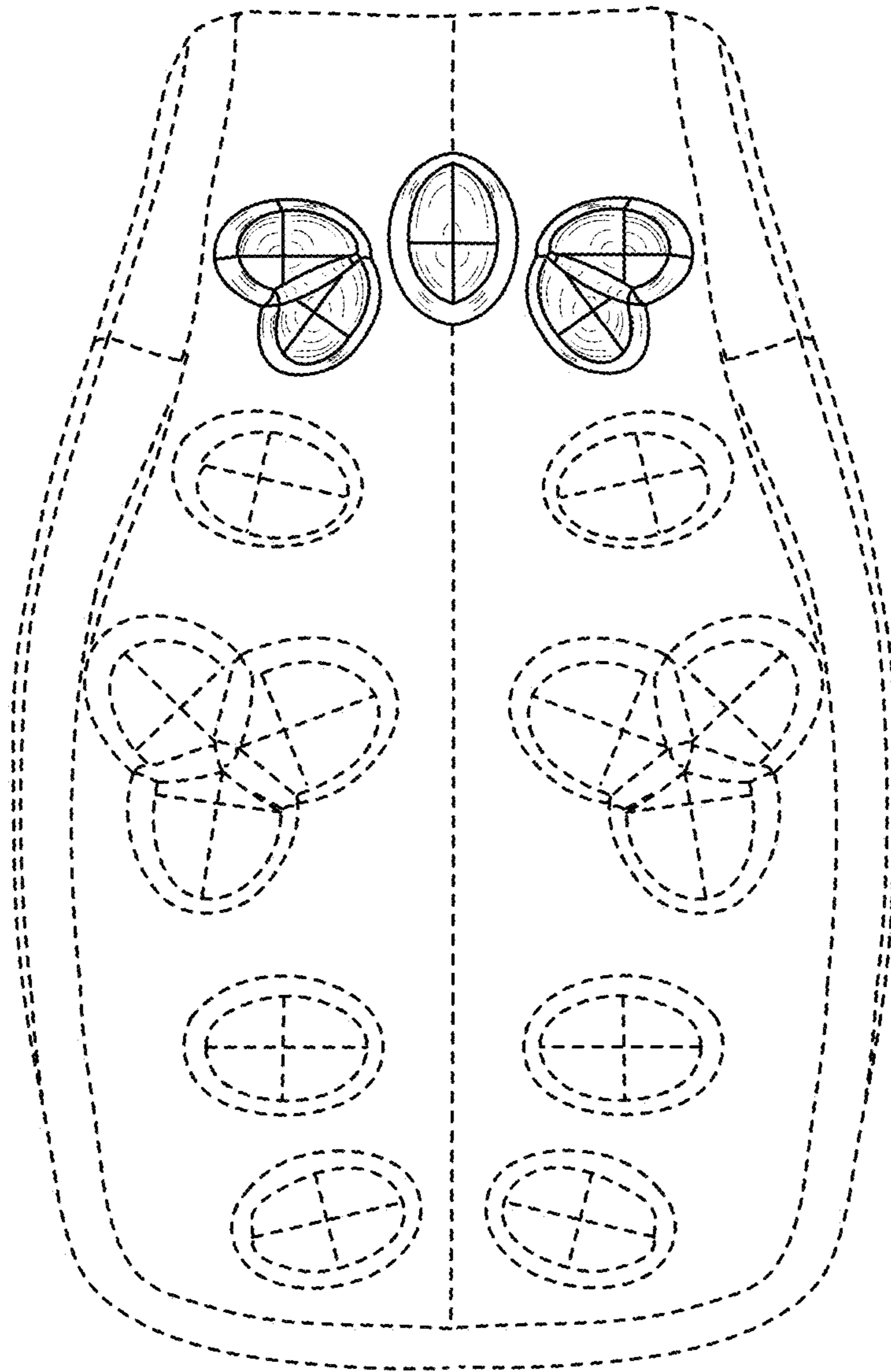


FIG. 6