



US00D986631S

(12) **United States Design Patent** (10) **Patent No.:** **US D986,631 S**
Kliegman et al. (45) **Date of Patent:** **** May 23, 2023**

(54) **NECK CUSHION**

D646,100 S * 10/2011 Klotz D6/601
D646,101 S * 10/2011 Goeckel D6/601
D647,343 S * 10/2011 Goeckel D6/601

(Continued)

(71) Applicants: **Adriana Kliegman**, New York, NY
(US); **Arsenio Garcia**, Brooklyn, NY
(US); **Kevin R. Lozeau**, Charlotte, NC
(US)

FOREIGN PATENT DOCUMENTS

(72) Inventors: **Adriana Kliegman**, New York, NY
(US); **Arsenio Garcia**, Brooklyn, NY
(US); **Kevin R. Lozeau**, Charlotte, NC
(US)

CN 202030800481.0 * 12/2020
JP D2012-19995 * 6/2013

OTHER PUBLICATIONS

(73) Assignee: **ACUTENS, INC.**, Long Island City,
NY (US)

Amazon, Kanjo Acupressure Neck Pain Relief Cushion, Date First
Available: Dec. 19, 2019, <https://a.co/d/6ACZYzY> (Year: 2019).*

(Continued)

(**) Term: **15 Years**

Primary Examiner — Natasha Vujcic
Assistant Examiner — Gilbert B Ford

(21) Appl. No.: **29/762,278**

(74) *Attorney, Agent, or Firm* — Antonio Papageorgiou;
Lombard & Geliebter LLP

(22) Filed: **Dec. 15, 2020**

(57) **CLAIM**

(51) **LOC (14) Cl.** **06-13**

We claim, the ornamental design for a neck cushion, as
shown and described.

(52) **U.S. Cl.**

DESCRIPTION

USPC **D6/601**

(58) **Field of Classification Search**

USPC D6/595, 596, 601, 604; D24/183, 190;
D21/803, 809

CPC A47G 9/00; A47G 9/10; A47G 9/1045;
A47G 9/1054; A47G 9/1063; A47G
9/1072; A47G 9/1081; A47G 9/109

See application file for complete search history.

FIG. 1 is a perspective view showing the top, front, and left
side of a neck cushion according to my new design;
FIG. 2 is a perspective view showing the top, front, and right
side thereof;
FIG. 3 is a perspective view showing the top, rear, and right
side thereof;
FIG. 4 is a perspective view showing the top, rear, and left
side thereof;
FIG. 5 is a top view thereof;
FIG. 6 is a right side view thereof, the left side view being
a mirror image thereof;
FIG. 7 is a rear view thereof;
FIG. 8 is a front view thereof; and,
FIG. 9 is a bottom view thereof.

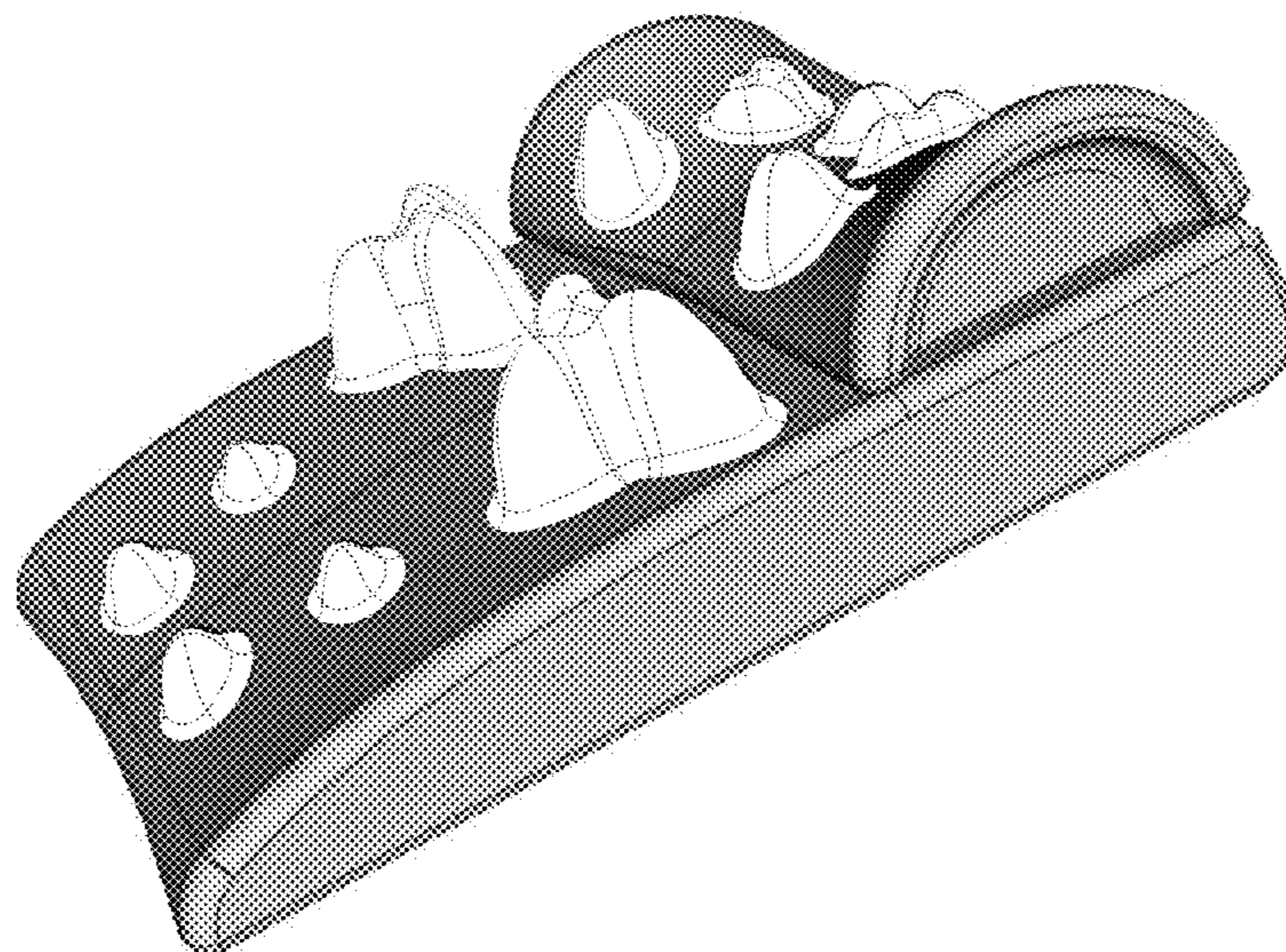
The broken line(s) in the figures indicate parts of the device
which are not part of the claimed design.

(56) **References Cited**

U.S. PATENT DOCUMENTS

D356,919 S * 4/1995 Nadeau D6/601
5,913,839 A * 6/1999 Wincek A61H 15/00
601/134
D509,270 S * 9/2005 Stangler D6/601
D578,219 S * 10/2008 Daggett D24/183
D643,665 S * 8/2011 Goeckel D6/601
D645,284 S * 9/2011 Goeckel D6/601
D645,285 S * 9/2011 Goeckel D6/601

1 Claim, 9 Drawing Sheets



(56)

References Cited

U.S. PATENT DOCUMENTS

D647,344	S	*	10/2011	Goeckel	D6/601
D647,345	S	*	10/2011	Goeckel	D6/601
D647,346	S	*	10/2011	Klotz	D6/601
D647,347	S	*	10/2011	Klotz	D6/601
D647,348	S	*	10/2011	Klotz	D6/601
D648,168	S	*	11/2011	Goeckel	D6/601
D648,169	S	*	11/2011	Sprouse, II	D6/601
D650,214	S	*	12/2011	Klotz	D6/601
D651,840	S	*	1/2012	Davis, III	A61G 7/07 D6/601
D820,460	S	*	6/2018	Gewant	D24/184
D928,337	S	*	8/2021	Mollohan	D24/215
D929,772	S	*	9/2021	Peng	D6/601
D949,601	S	*	4/2022	Kliegman	D6/601
D949,602	S	*	4/2022	Kliegman	D6/601
2005/0120483	A1	*	6/2005	Clapper	A47C 7/742 5/655.3

OTHER PUBLICATIONS

Amazon, BodyHealt Neck and Shoulder Relaxer, Date First Available: May 8, 2018, <https://a.co/d/8DDYELG> (Year: 2018).*

Amazon, Occipital Release Tool 2.0—Cervical Traction for Neck and Shoulder Pain Chiropractic Alignment Pivot Device, Date first available: Aug. 26, 2019, <https://a.co/d/8v7NVh6> (Year: 2019).*

* cited by examiner

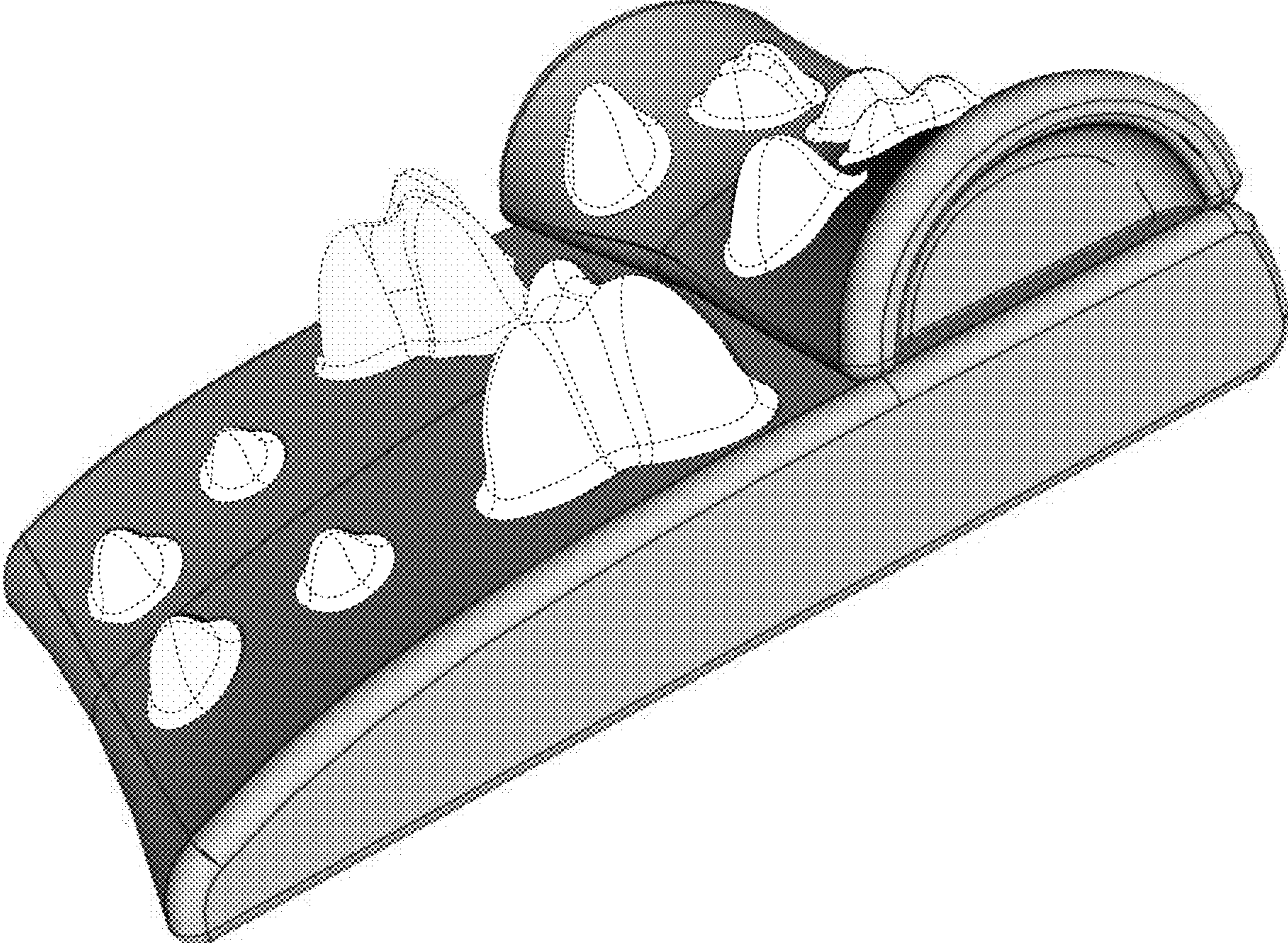


FIG. 1

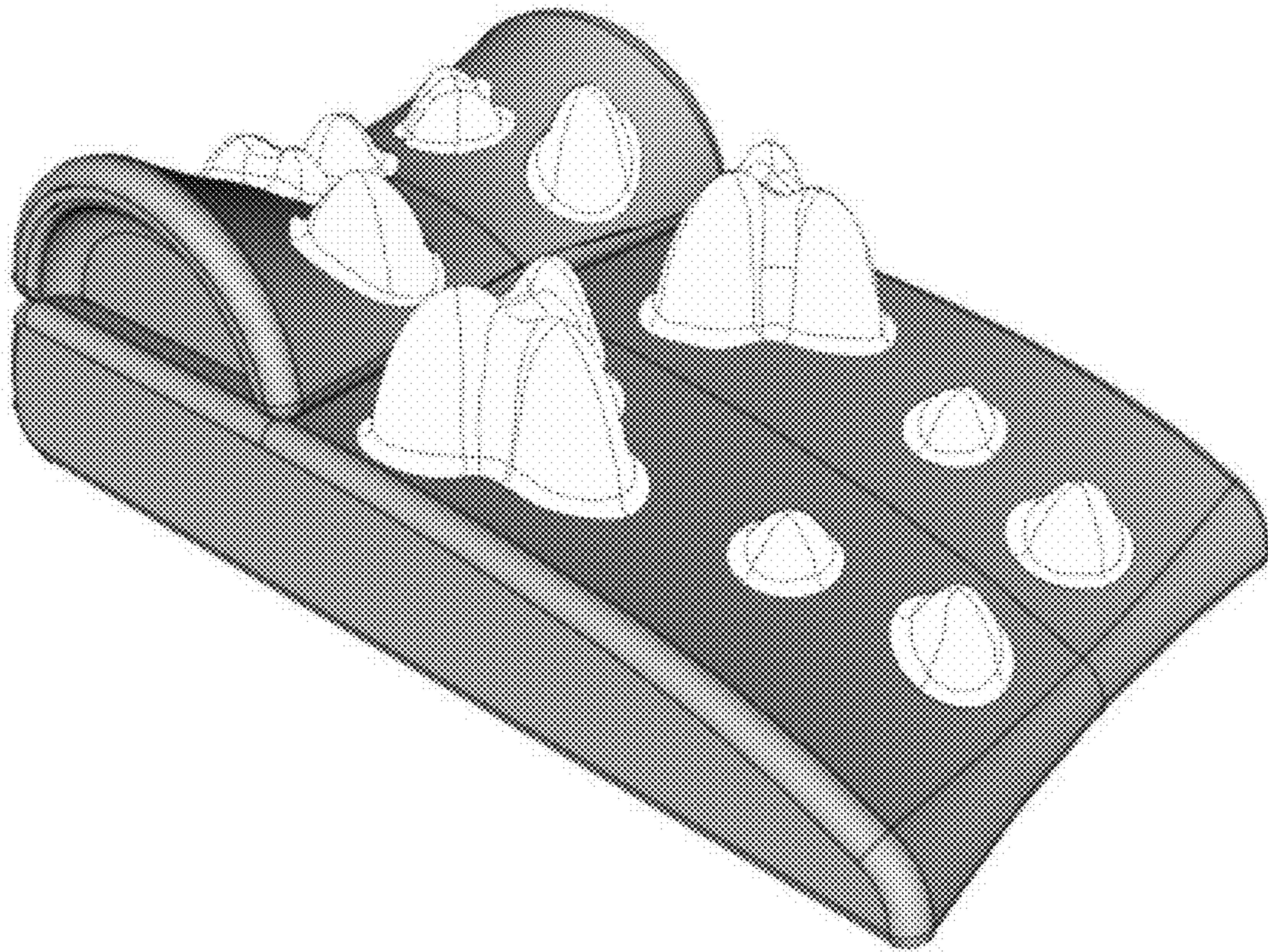


FIG. 2

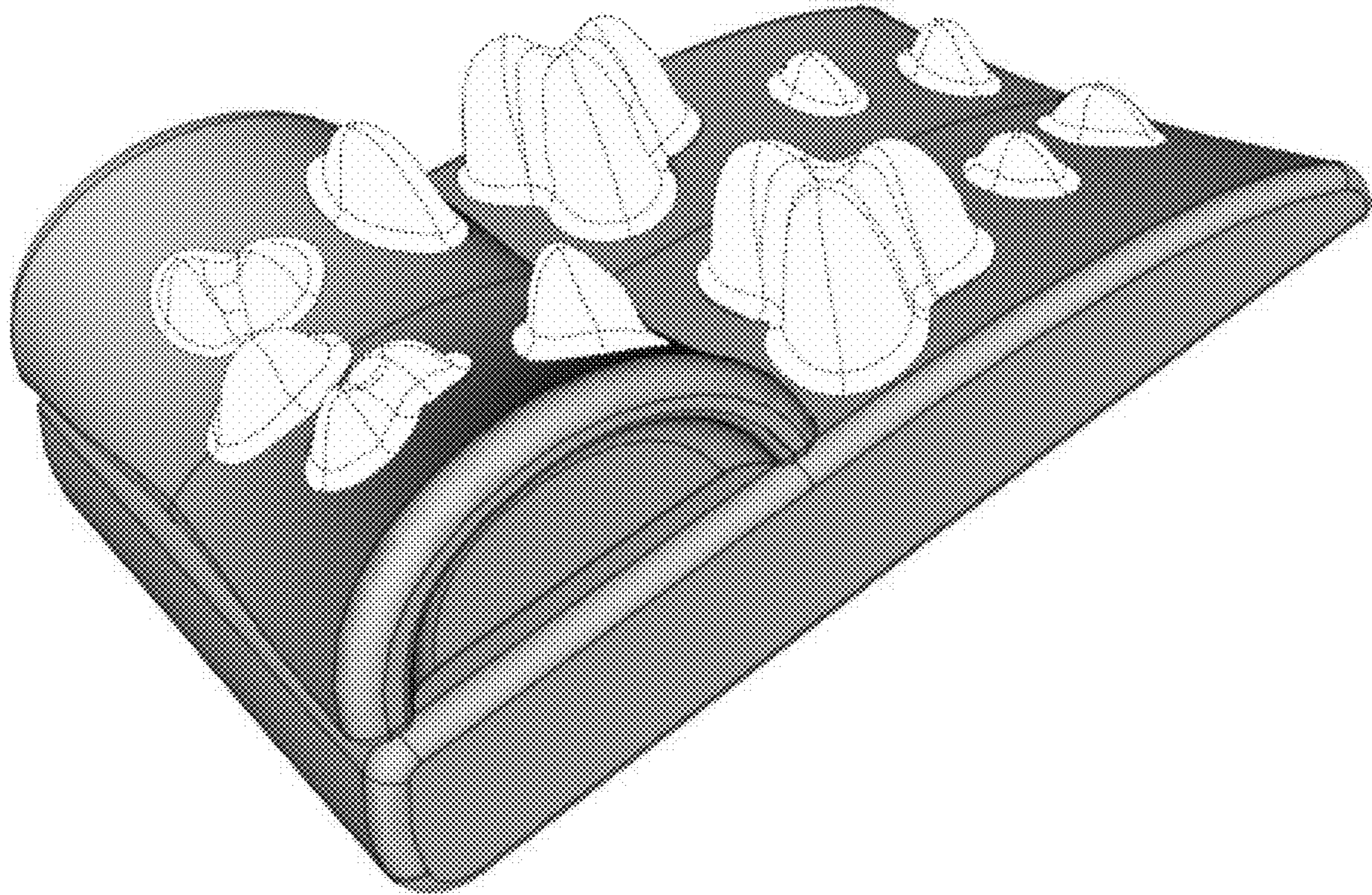


FIG. 3

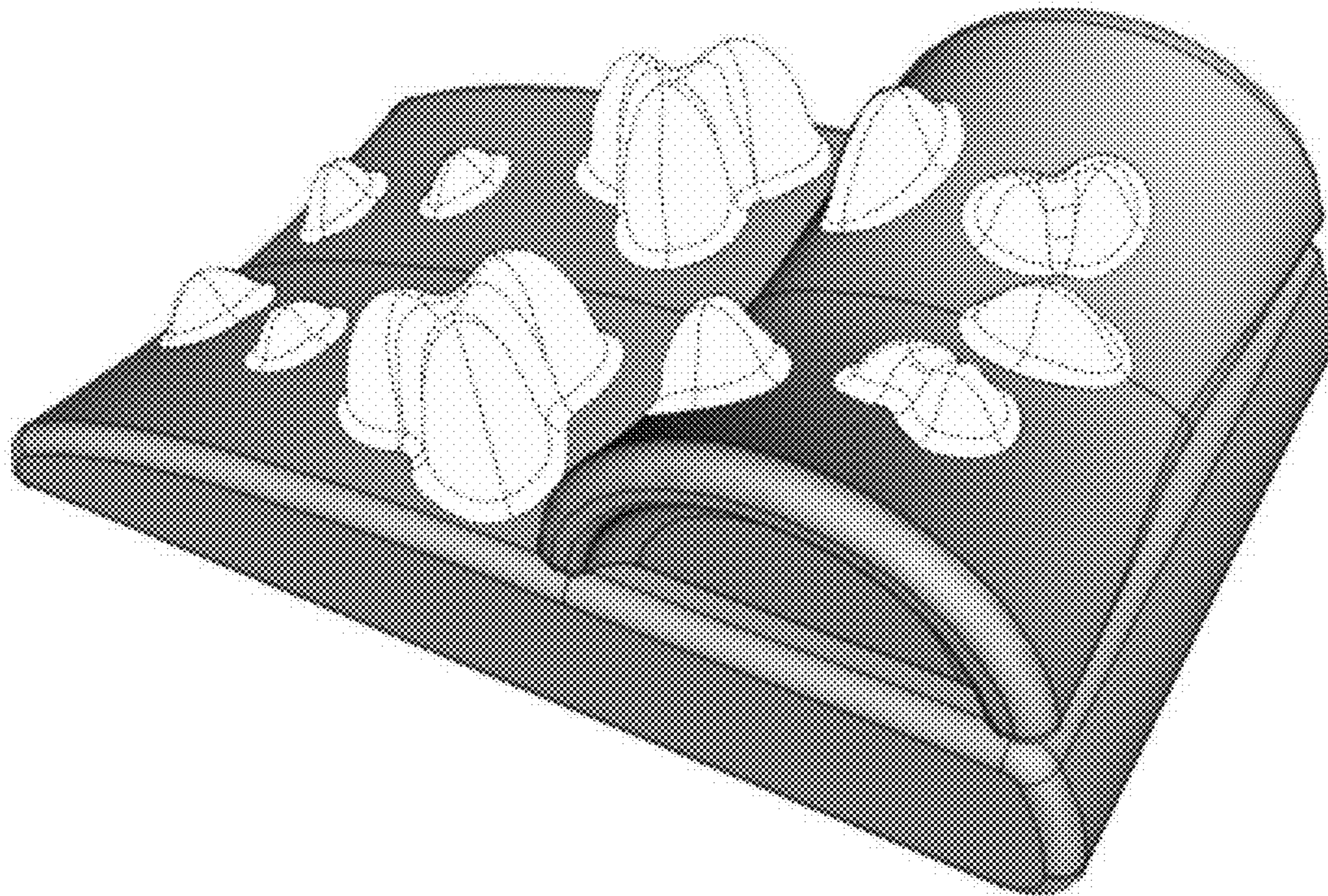


FIG. 4

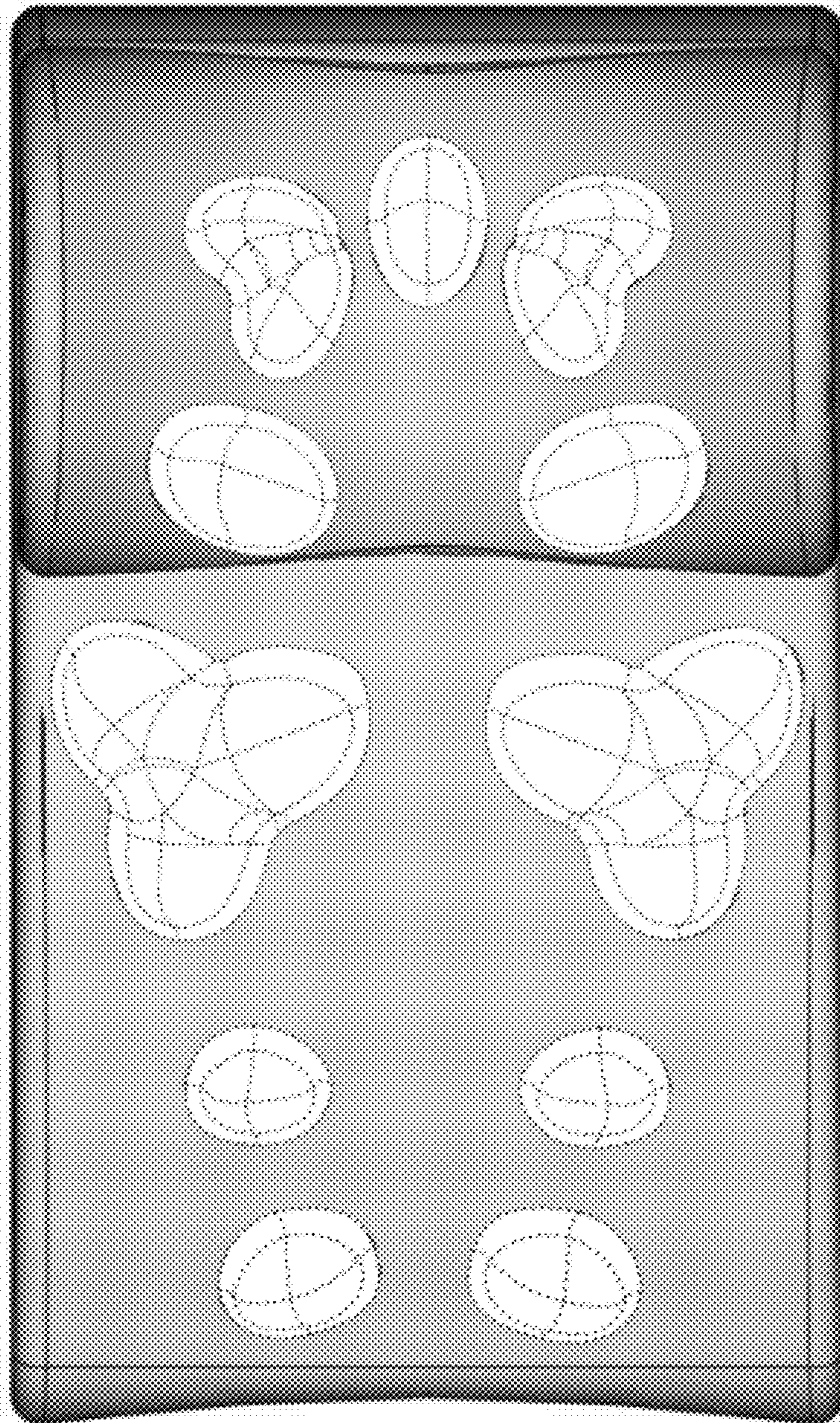


FIG. 5

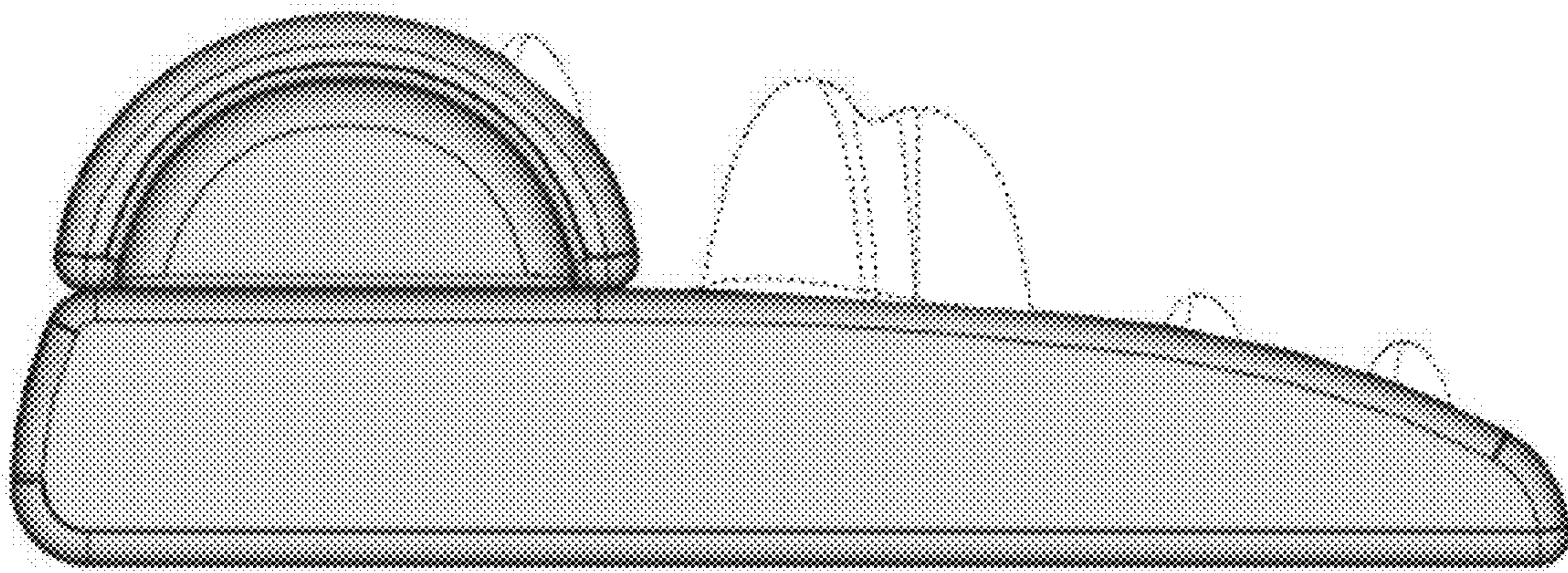


FIG. 6

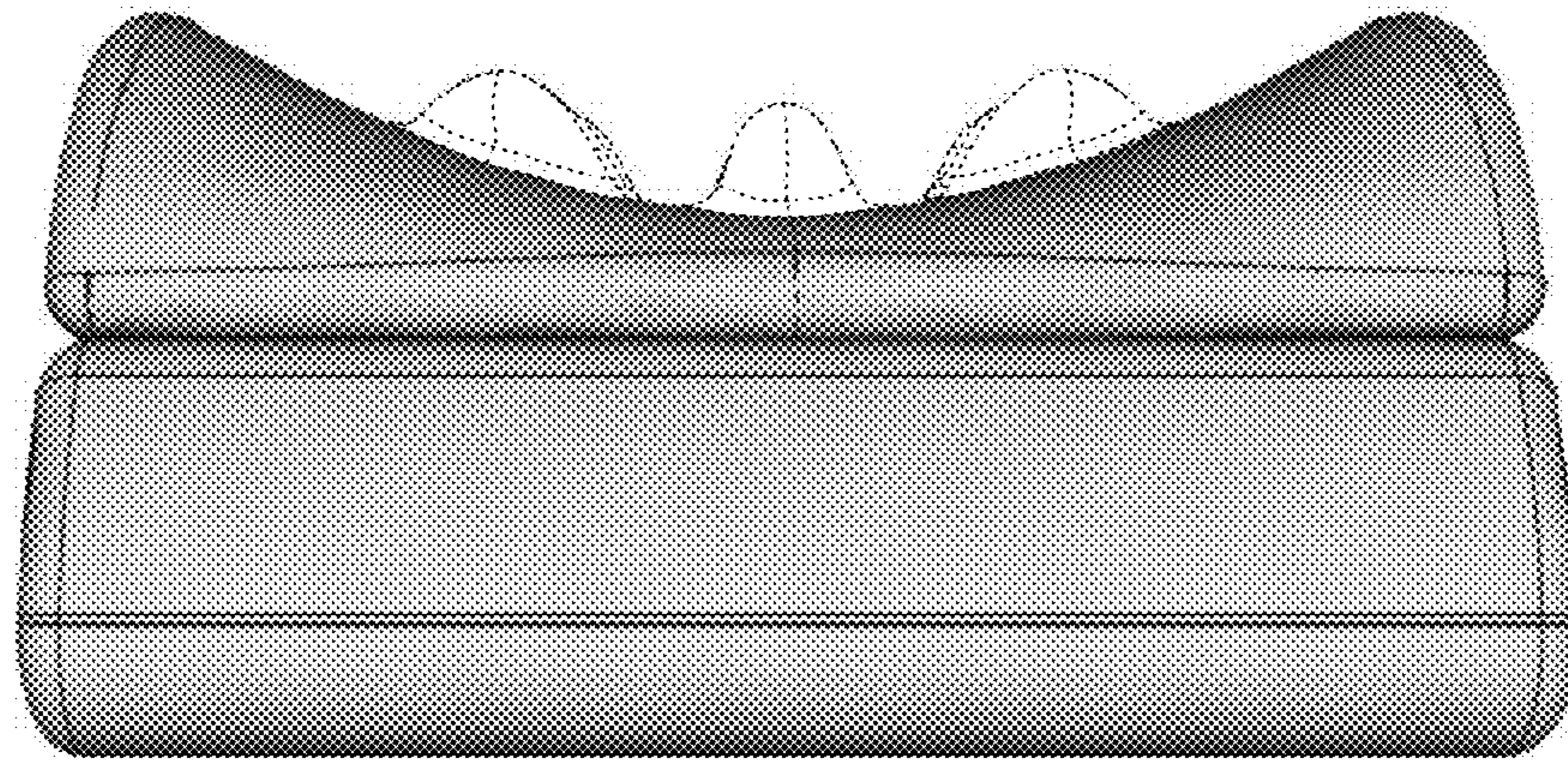


FIG. 7

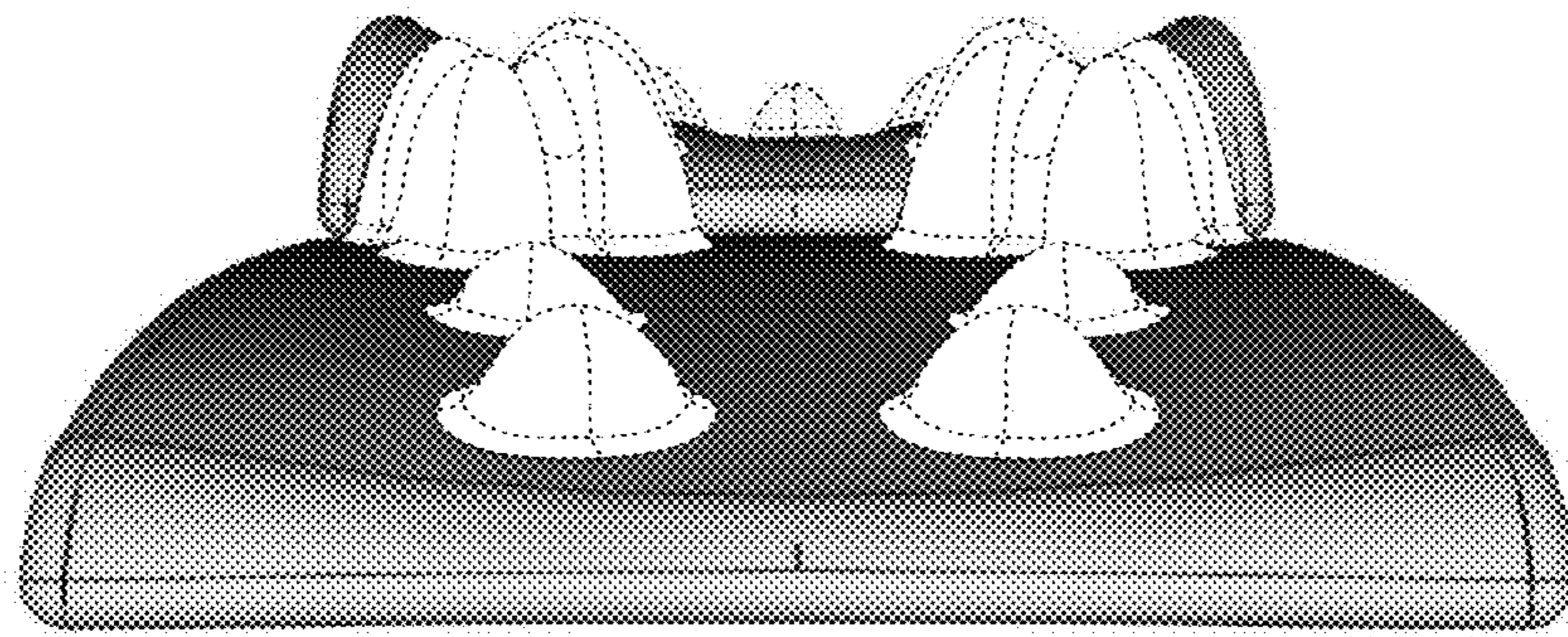


FIG. 8

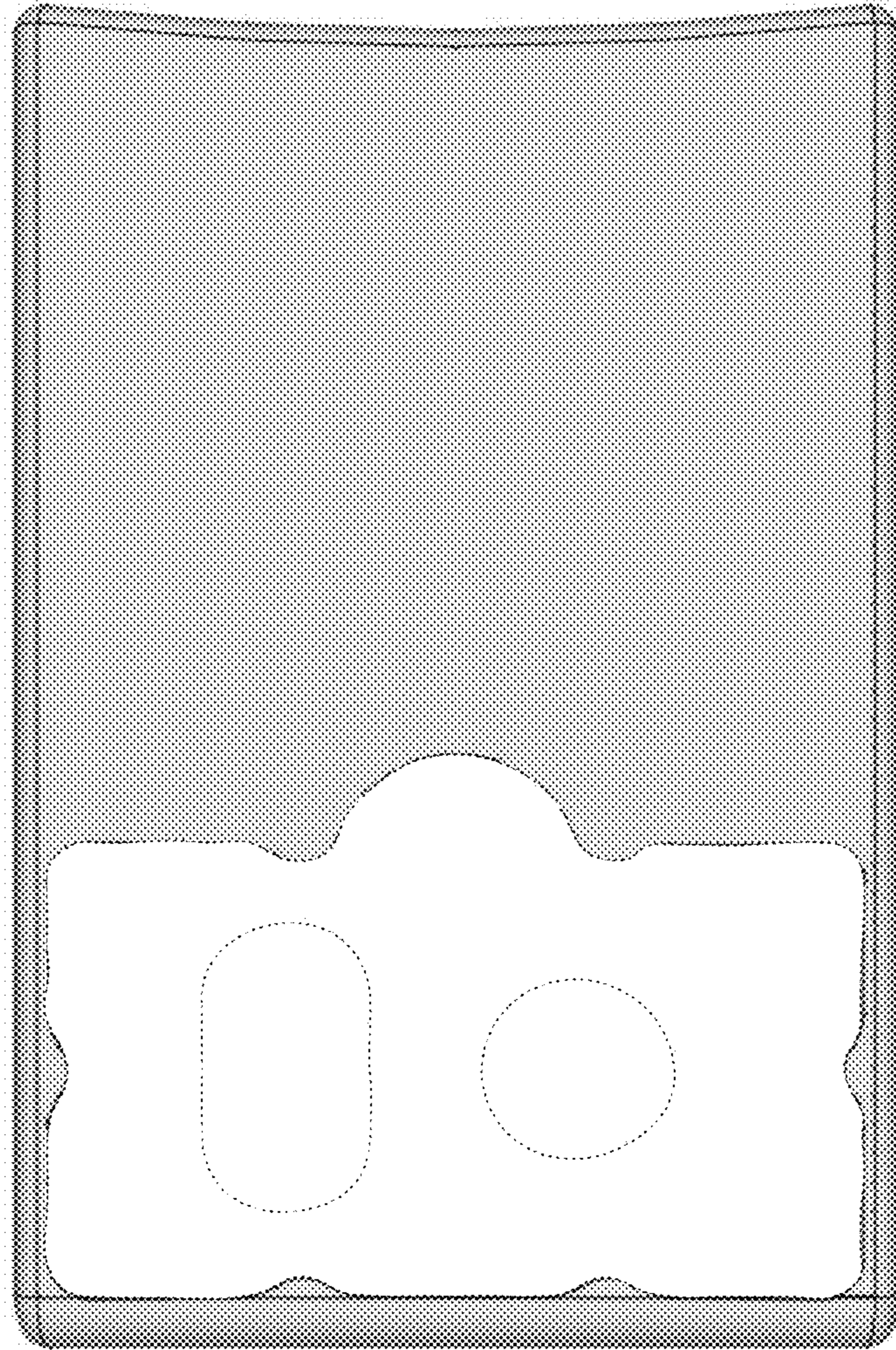


FIG. 9