



US00D986621S

(12) **United States Design Patent**
Parker

(10) **Patent No.:** **US D986,621 S**

(45) **Date of Patent:** **** May 23, 2023**

(54) **MARINER MAT**

(71) Applicant: **Oliver Parker**, Newport, RI (US)

(72) Inventor: **Oliver Parker**, Newport, RI (US)

(73) Assignee: **Clean Ocean Designs**, San Rafael, CA (US)

(**) Term: **15 Years**

(21) Appl. No.: **29/781,234**

(22) Filed: **Apr. 28, 2021**

(51) **LOC (14) Cl.** **06-11**

(52) **U.S. Cl.**
USPC **D6/582**

(58) **Field of Classification Search**
USPC D6/523, 582-583, 585-586, 596, 608,
D6/617-622, 592; D5/2, 47, 53, 56, 61;
D30/158, 120; D32/40; D12/203;
D15/28; D24/184
CPC A47K 10/02; A47G 11/001; D21H 27/02
See application file for complete search history.

(56) **References Cited**

U.S. PATENT DOCUMENTS

34,001	A	*	12/1861	Mayall	A47L 23/24	D6/583
D238,538	S	*	1/1976	Smith	D32/57	
4,628,549	A	*	12/1986	Lazar	E04H 4/10	D25/160
D404,236	S	*	1/1999	Bergwall	D6/582	
D414,973	S	*	10/1999	Craft	D6/583	
D416,741	S	*	11/1999	Denney	D6/601	
D478,761	S	*	8/2003	Robbins, III	D6/582	
D508,180	S	*	8/2005	Sneed	D25/138	
D543,765	S	*	6/2007	Allen	D6/582	
D549,030	S	*	8/2007	Kessler	D6/583	
D670,917	S	*	11/2012	Blackford	D5/2	
D685,998	S	*	7/2013	Robbins, III	D5/47	

D713,654	S	*	9/2014	Robbins, III	D6/582
D758,761	S	*	6/2016	Chang	D6/582
D829,148	S	*	9/2018	Joyce	D12/608
D906,374	S	*	12/2020	Nienstermann	D15/28
D938,755	S	*	12/2021	Wu	D6/583

OTHER PUBLICATIONS

Rising of a new day-cleanoceandesigns, available in instagram.com, published Jul. 21, 2021 Year 2021 [online], Retrieved on Nov. 25, 2022 from URL: <https://www.instagram.com/p/CRmC8cgrkfM/> (Year: 2021).*

* cited by examiner

Primary Examiner — Vy N Koenig

Assistant Examiner — Michelle M Reeves

(74) Attorney, Agent, or Firm — Kim Rubin Patent Agent

(57) **CLAIM**

The ornamental design for a mariner mat, substantially as shown and described.

DESCRIPTION

FIG. 1 is a top view of a mariner mat;
FIG. 2 is a top view of the mariner mat showing cross-section locations;
FIG. 3 is a first side view of the mariner mat;
FIG. 4 is a second side view of the mariner mat;
FIG. 5 is a cross-sectional view taken along line 5-5 of FIG. 2;
FIG. 6 is a cross-sectional view taken along line 6-6 of FIG. 2;
FIG. 7 is a cross-sectional view taken along line 7-7 of FIG. 2;
FIG. 8 is a cross-sectional view taken along line 8-8 of FIG. 2; and,
FIG. 9 is a perspective view thereof.
The dashed lines in the drawings depict portions of the mariner mat that form no part of the claimed design.

1 Claim, 4 Drawing Sheets

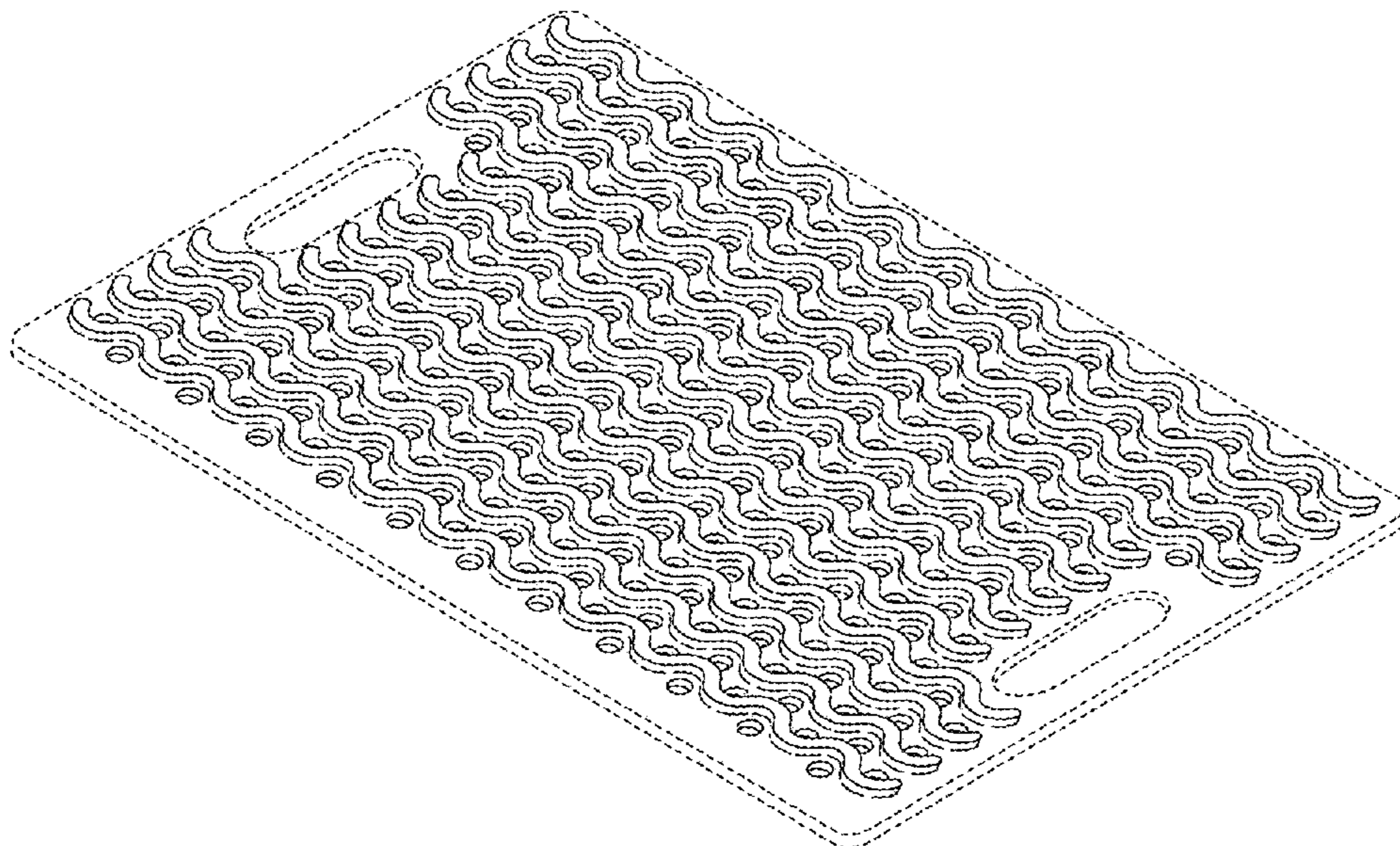



Fig. 1



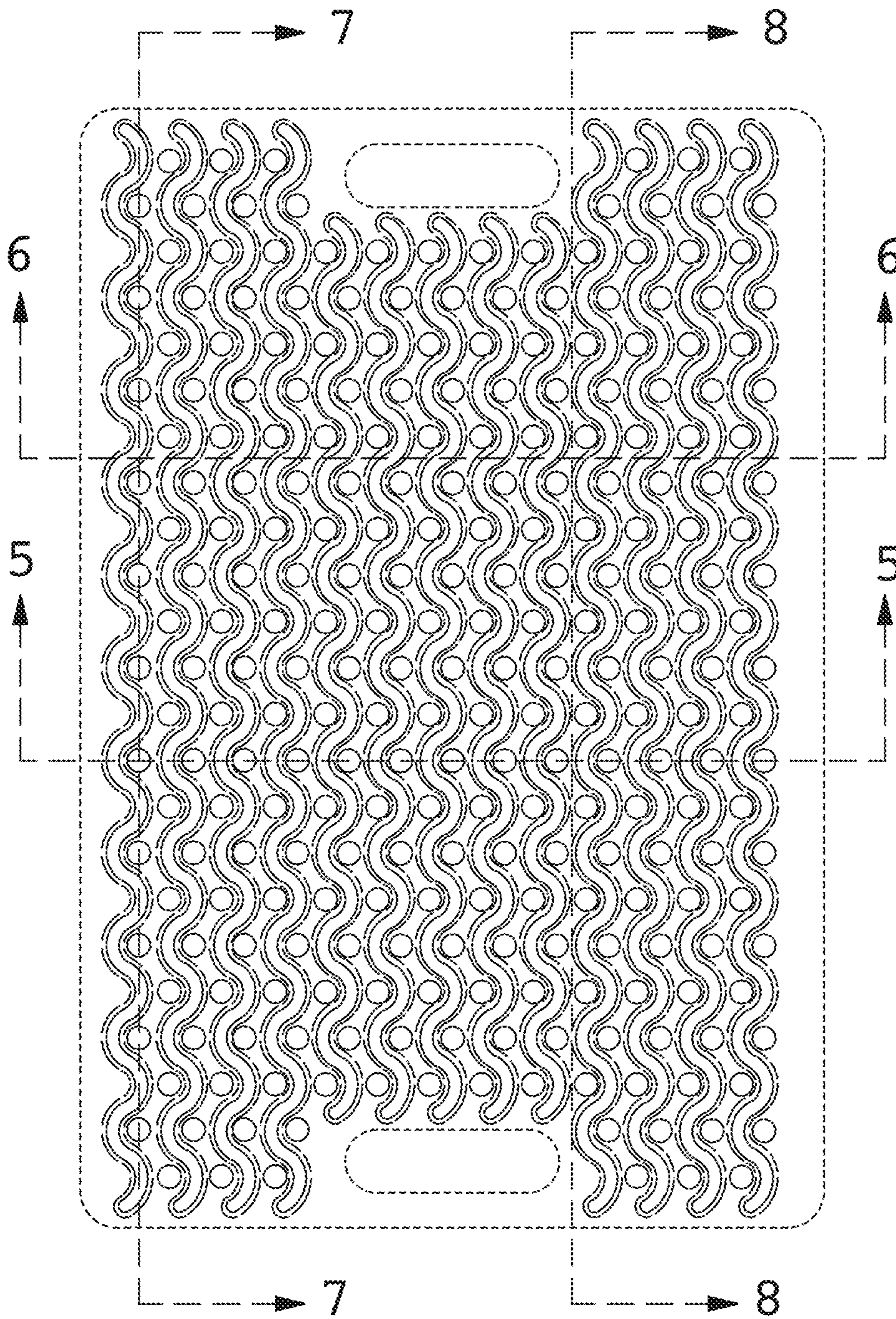


Fig. 2

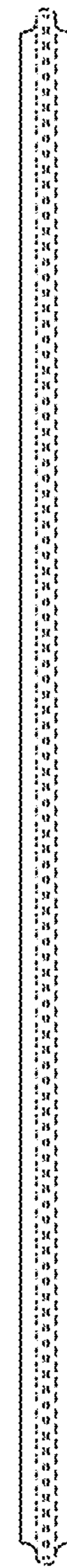


Fig. 3

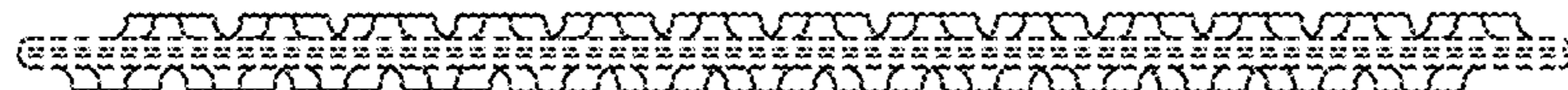


Fig. 4



Fig. 5



Fig. 6




Fig. 7




Fig. 8

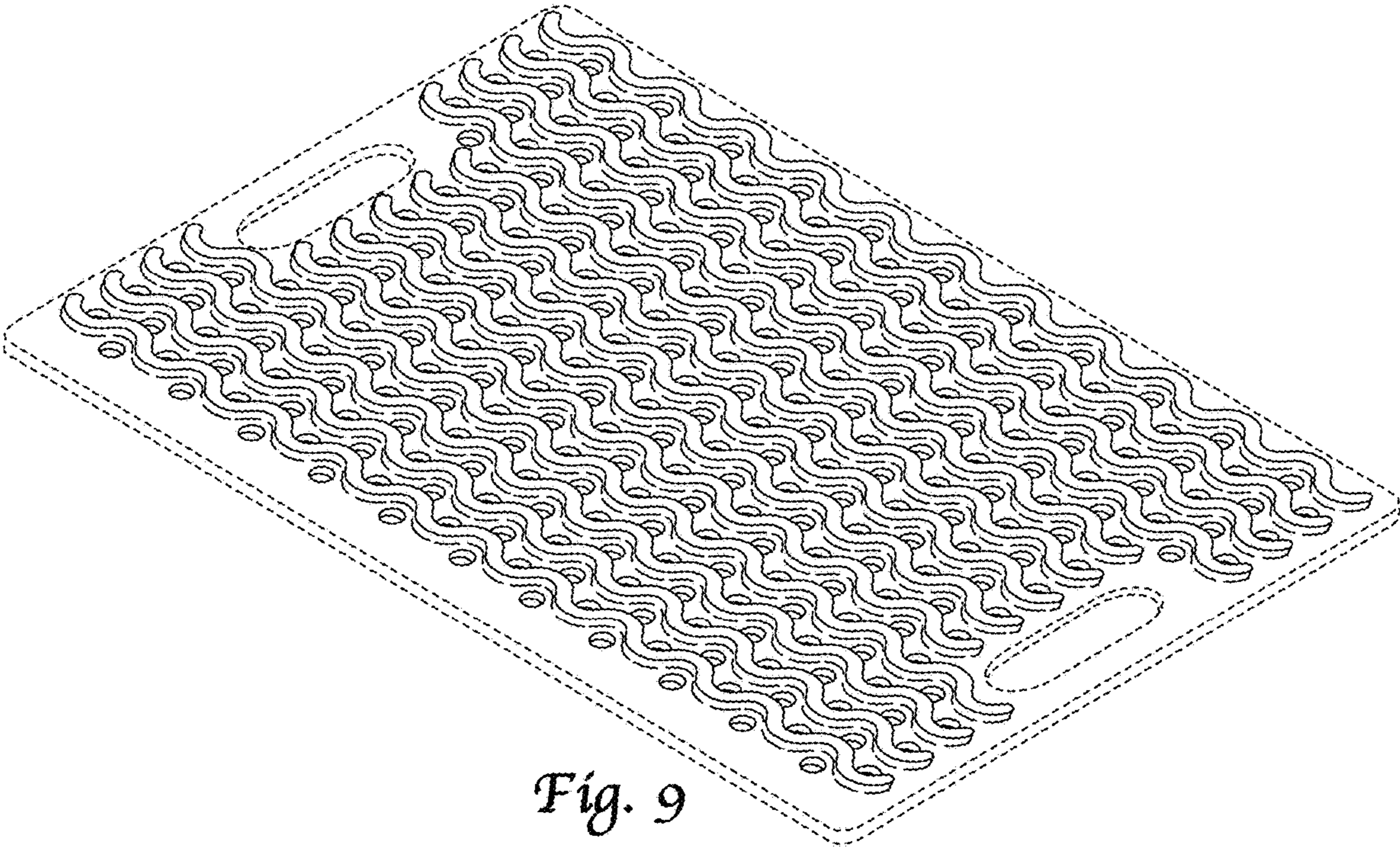


Fig. 9