



US00D986604S

(12) **United States Design Patent** (10) **Patent No.:** **US D986,604 S**
Han (45) **Date of Patent:** **** May 23, 2023**

(54) **ROOM DIVIDER**

(71) Applicant: **Rui Han**, Zhejiang (CN)

(72) Inventor: **Rui Han**, Zhejiang (CN)

(**) Term: **15 Years**

(21) Appl. No.: **29/860,664**

(22) Filed: **Nov. 21, 2022**

(51) **LOC (14) Cl.** **06-06**

(52) **U.S. Cl.**
USPC **D6/332**

(58) **Field of Classification Search**
USPC D6/332, 575; D25/48.4, 48.3, 48.8, 58,
D25/138, 158
CPC A47C 4/04; A47G 5/00;
E04B 2/7427; E04B 2/7429
See application file for complete search history.

(56) **References Cited**

U.S. PATENT DOCUMENTS

1,363,187	A *	12/1920	Miller	A47G 5/00 160/229.1
D195,055	S *	4/1963	Hirashiki	D25/58
D215,161	S *	9/1969	Schickel	D6/332
D236,868	S *	9/1975	Levy	D6/332
D506,555	S *	6/2005	Mock	D25/48.4
D641,560	S	7/2011	Thompson		
D912,845	S *	3/2021	Zhou	D25/48.3
D963,352	S *	9/2022	Scherer	D6/332
D970,909	S *	11/2022	Scherer	D6/332
D971,450	S *	11/2022	Zhong	D25/158

OTHER PUBLICATIONS

Premium Home Room Divider, available in Amazon.com customer review oldest date Dec. 24, 2019 [online], Retrieved on Feb. 21, 2023 from URL: https://www.amazon.com/dp/B07WTRGHJY/ref=sbl_dp_x_furniture-room-dividers_B0B3QPMSZ5_0?th=1 (Year: 2019).*

* cited by examiner

Primary Examiner — Vy N Koenig
Assistant Examiner — Michelle M Reeves


(57) **CLAIM**

The ornamental design for a room divider, as shown and described.

DESCRIPTION

FIG. 1 is a front and top perspective view of a room divider, showing my new design;
FIG. 2 is a rear and bottom perspective view thereof;
FIG. 3 is a front elevation view thereof;
FIG. 4 is a rear elevation view thereof;
FIG. 5 is a left side elevation view thereof;
FIG. 6 is a right side elevation view thereof;
FIG. 7 is a top plan view thereof;
FIG. 8 is a bottom plan view thereof;
FIG. 9 is another perspective view thereof, shown in an alternative position; and,
FIG. 10 is another perspective view thereof, shown in an alternative position.
The broken lines in the figures illustrate portions of the room divider that form no part of the claimed design.

1 Claim, 10 Drawing Sheets






FIG. 1




FIG. 2




FIG. 3




FIG. 4

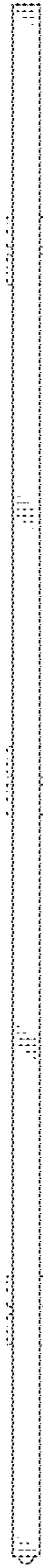


FIG. 5

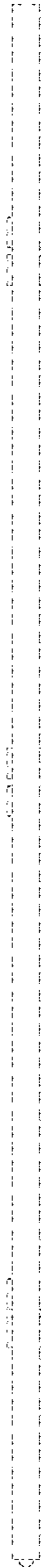


FIG. 6




FIG. 7

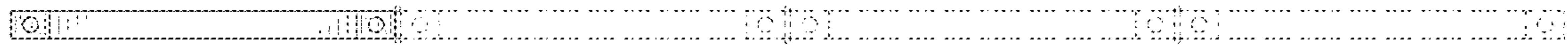


FIG. 8




FIG. 9

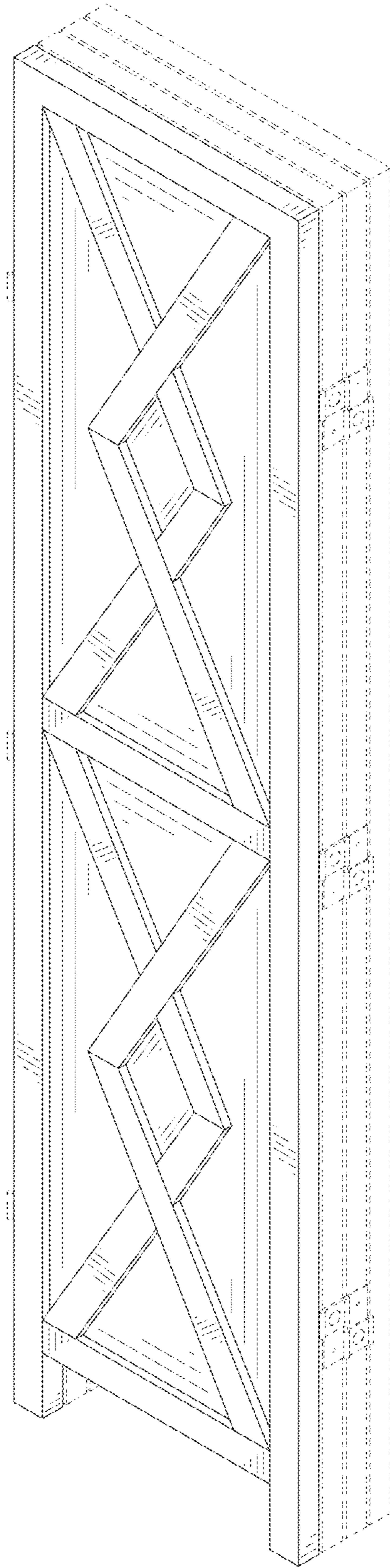


FIG. 10