



US00D986597S

(12) **United States Design Patent** (10) **Patent No.:** **US D986,597 S**
Walter (45) **Date of Patent:** **** May 23, 2023**

- (54) **ELECTRIC TOOTHBRUSH**
- (71) Applicant: **HAPPYBRUSH GMBH**, Munich (DE)
- (72) Inventor: **Stefan Walter**, Munich (DE)
- (73) Assignee: **HAPPYBRUSH GMBH**, Munich (DE)
- (**) Term: **15 Years**
- (21) Appl. No.: **29/823,842**
- (22) Filed: **Jan. 20, 2022**

Related U.S. Application Data

- (62) Division of application No. 35/510,497, filed on Jul. 24, 2019 (U.S. filing date under 35 U.S.C. 384), and having an international filing date of Jul. 24, 2019, now Pat. No. Des. 947,542.

(30) **Foreign Application Priority Data**

Jan. 25, 2019 (EM) 006085452

- (51) **LOC (14) Cl.** **04-02**

- (52) **U.S. Cl.**
USPC **D4/101**

- (58) **Field of Classification Search**
USPC D4/101, 110, 104, 111, 138, 106, 116;
D24/111
CPC .. A61C 17/005; A46B 15/0044; A46B 5/0012
See application file for complete search history.

(56) **References Cited**

U.S. PATENT DOCUMENTS

D440,766 S *	4/2001	Hartwein	D4/111
D500,208 S *	12/2004	Vu	D4/101
D636,604 S *	4/2011	Zhuan	D4/101
D791,485 S *	7/2017	McGarry	D4/138
D819,337 S *	6/2018	Yuan	D4/101
D819,973 S *	6/2018	Greve	D4/101
D844,995 S *	4/2019	Wong	D4/101

(Continued)

Primary Examiner — Rhea Shields
(74) *Attorney, Agent, or Firm* — Fross Zelnick Lehrman & Zissu PC; Charles T. J. Weigell, Esq.

(57) **CLAIM**

The ornamental design for an electric toothbrush, as shown and described.

DESCRIPTION

The patent or application file contains at least one drawing executed in color. Copies of this patent or patent application publication with color drawing(s) will be provided by the Office upon request and payment of the necessary fee.

FIG. 1 is a top view of the electric toothbrush showing my new design;

FIG. 2 is a left side view thereof;

FIG. 3 is a front view thereof;

FIG. 4 is a right side view thereof;

FIG. 5 is a perspective view thereof;

FIG. 6 is a back view thereof;

FIG. 7 is a bottom view thereof;

FIG. 8 is a top view of an alternate embodiment of the design shown in FIGS. 1-7;

FIG. 9 is a left side view of the alternate embodiment shown in FIG. 8;

FIG. 10 is a right side view of the alternate embodiment shown in FIG. 8;

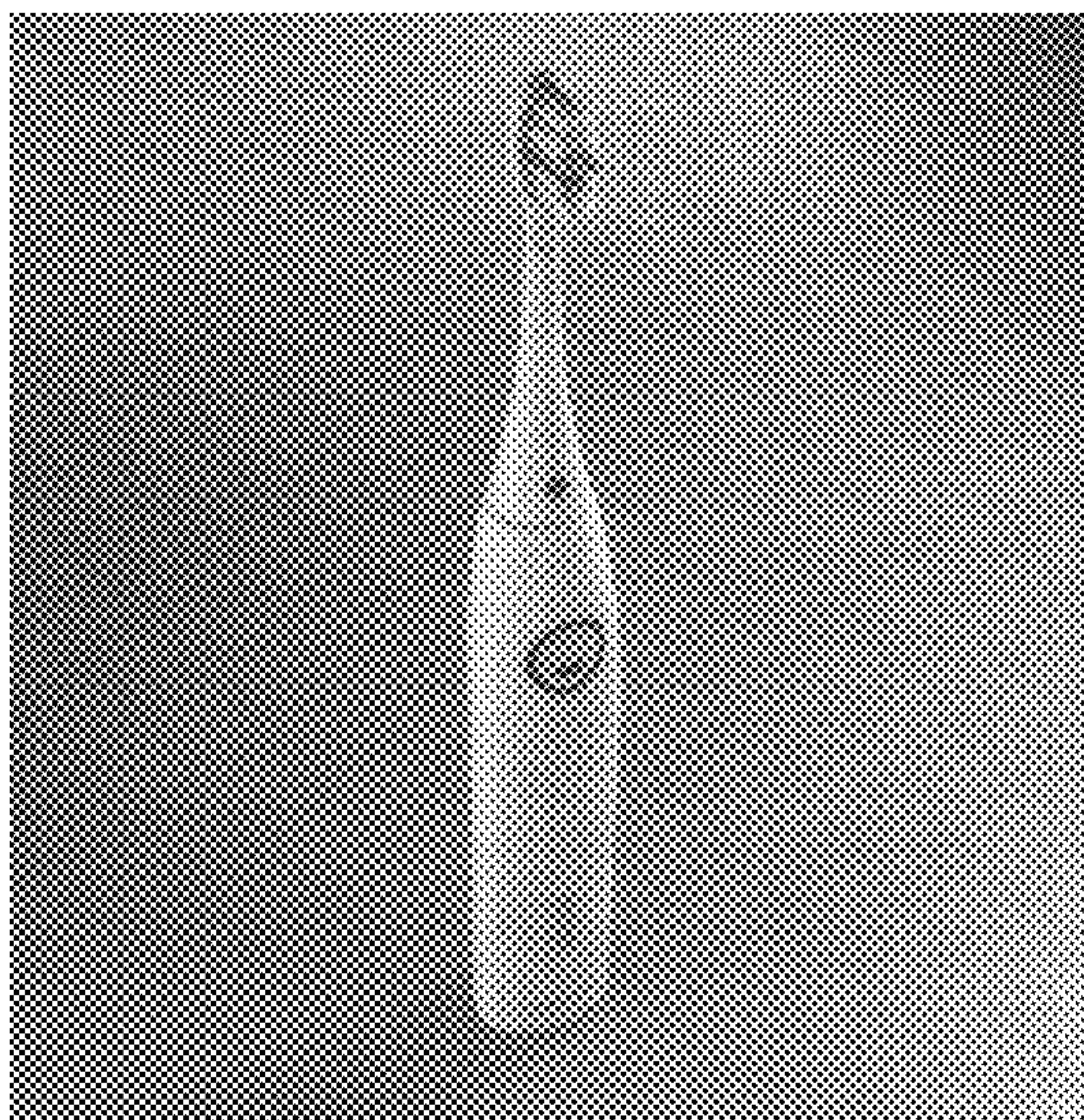
FIG. 11 is a perspective view of the alternate embodiment shown in FIG. 8;

FIG. 12 is a front view of the alternate embodiment shown in FIG. 8;

FIG. 13 is a back view of the alternate embodiment shown in FIG. 8; and,

FIG. 14 is a bottom view of the alternate embodiment shown in FIG. 8.

1 Claim, 14 Drawing Sheets
(7 of 14 Drawing Sheet(s) Filed in Color)



(56)

References Cited

U.S. PATENT DOCUMENTS

D844,997	S	*	4/2019	Au	D4/104
D861,351	S	*	10/2019	Albay	D4/101
D862,088	S	*	10/2019	Walter	D4/101
D874,830	S	*	2/2020	Choi	D4/101
D875,403	S	*	2/2020	Choi	D4/101
D880,871	S	*	4/2020	Choi	D4/101
D881,583	S	*	4/2020	Huang	D4/101
D882,269	S	*	4/2020	Senko	D4/101
D888,435	S	*	6/2020	Damavandi	D4/101
D894,610	S	*	9/2020	Albay	D4/101
D895,296	S	*	9/2020	Hu	D4/116
D907,924	S	*	1/2021	Wong	D4/101
D911,715	S	*	3/2021	Kim	D4/106
D912,989	S	*	3/2021	Albay	D4/101
10,952,529	B2	*	3/2021	Bloch	A61C 17/005
D916,466	S	*	4/2021	Albay	D4/101
10,987,204	B2	*	4/2021	Bloch	A46B 5/0012
D922,775	S	*	6/2021	Albay	D4/101
D930,364	S	*	9/2021	Qiu	D4/101
D930,988	S	*	9/2021	Albay	D4/101
D930,989	S	*	9/2021	Albay	D4/101
D932,777	S	*	10/2021	Albay	D4/101
D945,775	S	*	3/2022	Albay	D4/101
D945,776	S	*	3/2022	Albay	D4/101
D947,542	S	*	4/2022	Walter	D4/101
D953,038	S	*	5/2022	Albay	D4/101
D953,747	S	*	6/2022	Albay	D4/101
D954,440	S	*	6/2022	Chen	D4/101
D954,939	S	*	6/2022	Liang	D24/111
D957,823	S	*	7/2022	Albay	D4/101
2018/0020819	A1	*	1/2018	Steckling	A46B 15/0044 15/167.1

* cited by examiner



FIG. 1

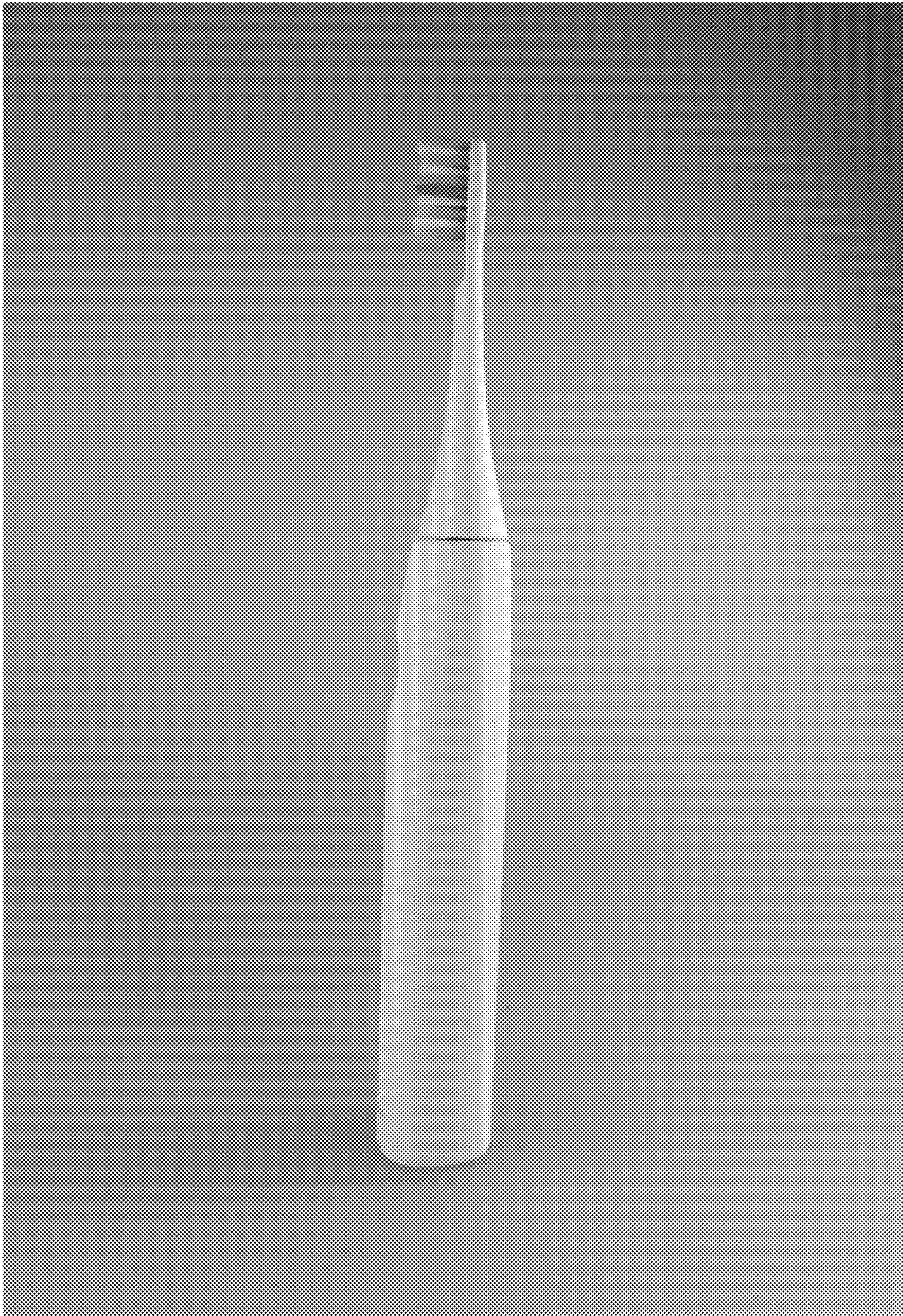


FIG. 2



FIG. 3

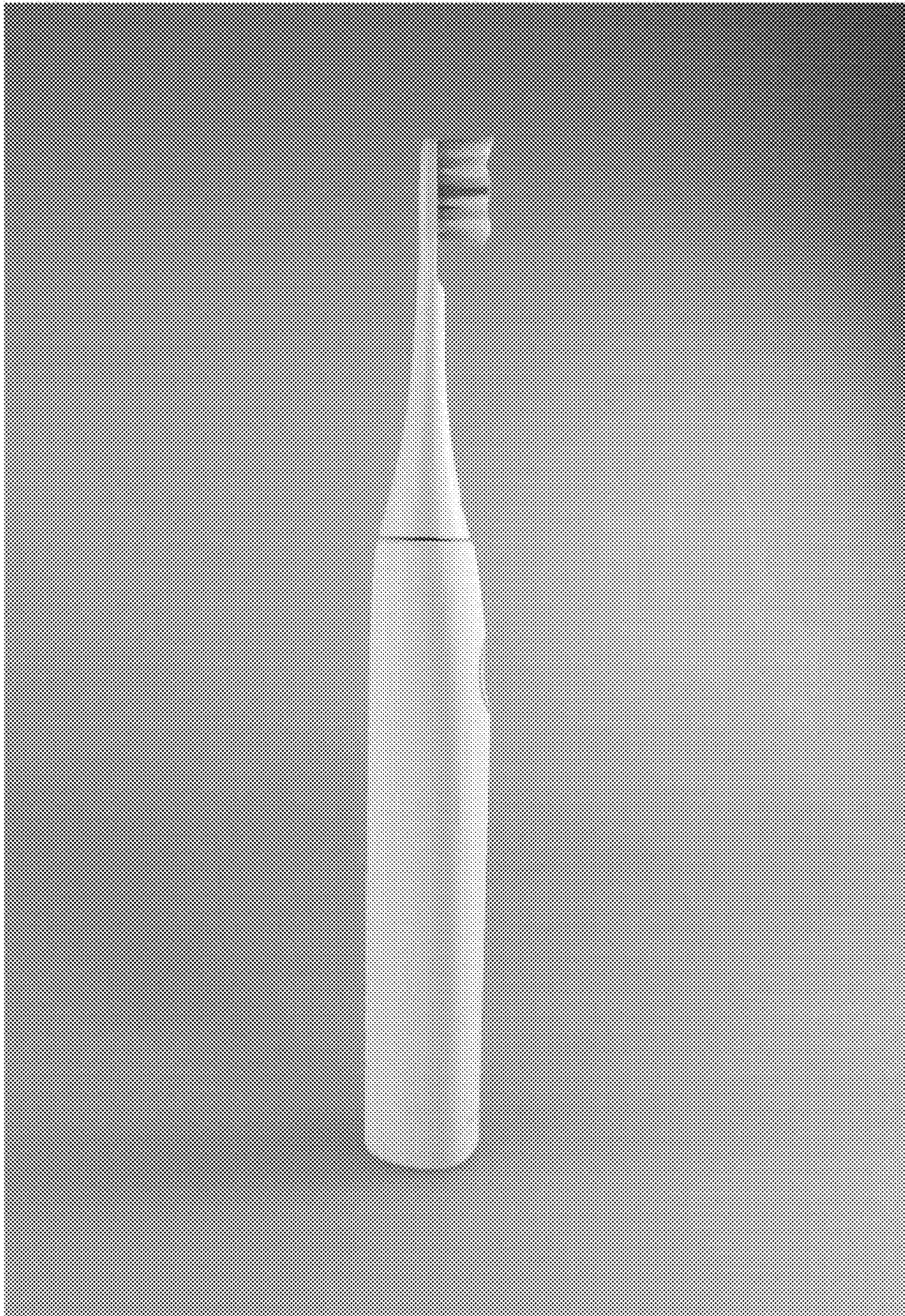


FIG. 4



FIG. 5

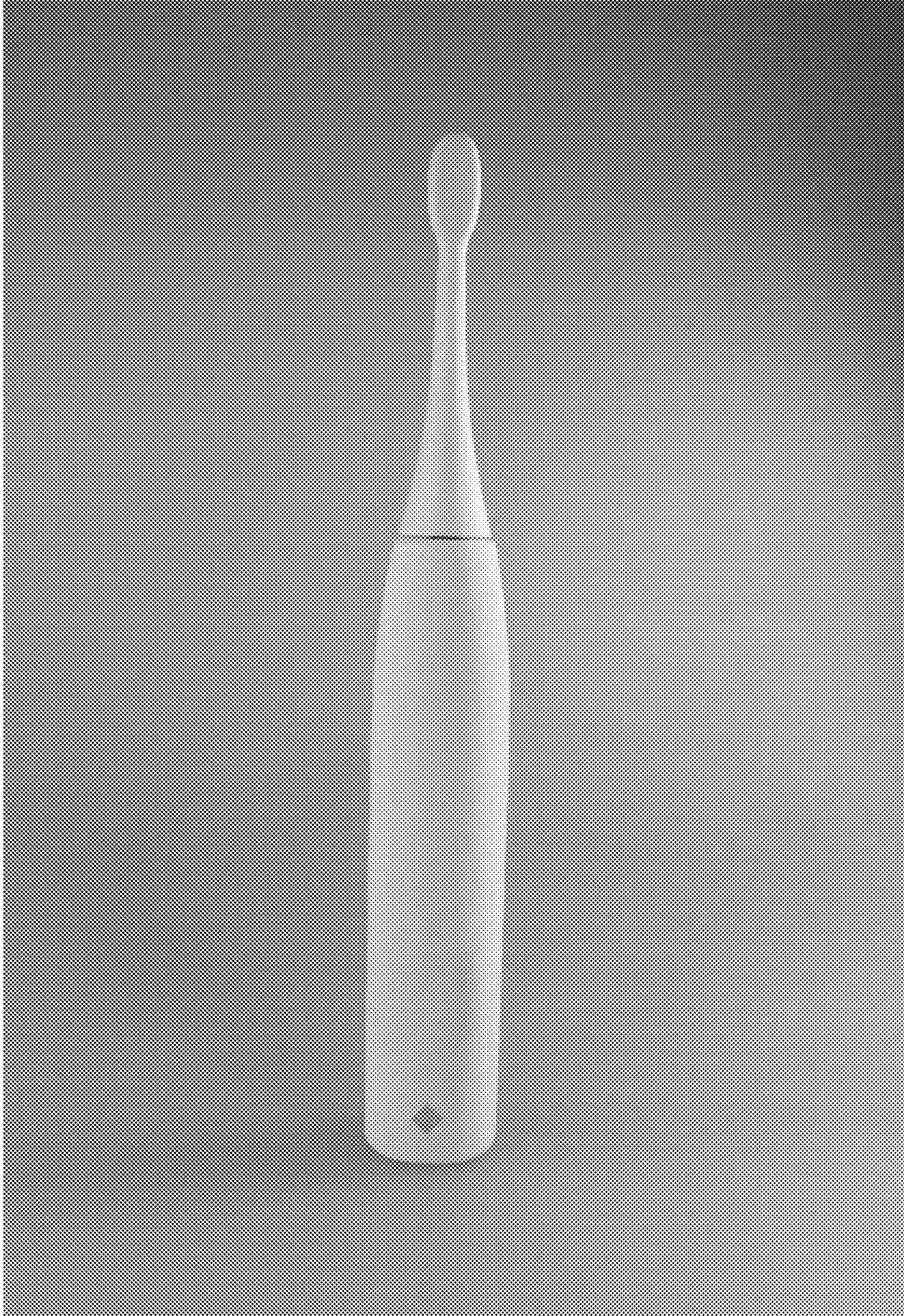


FIG. 6




FIG. 7



FIG. 8

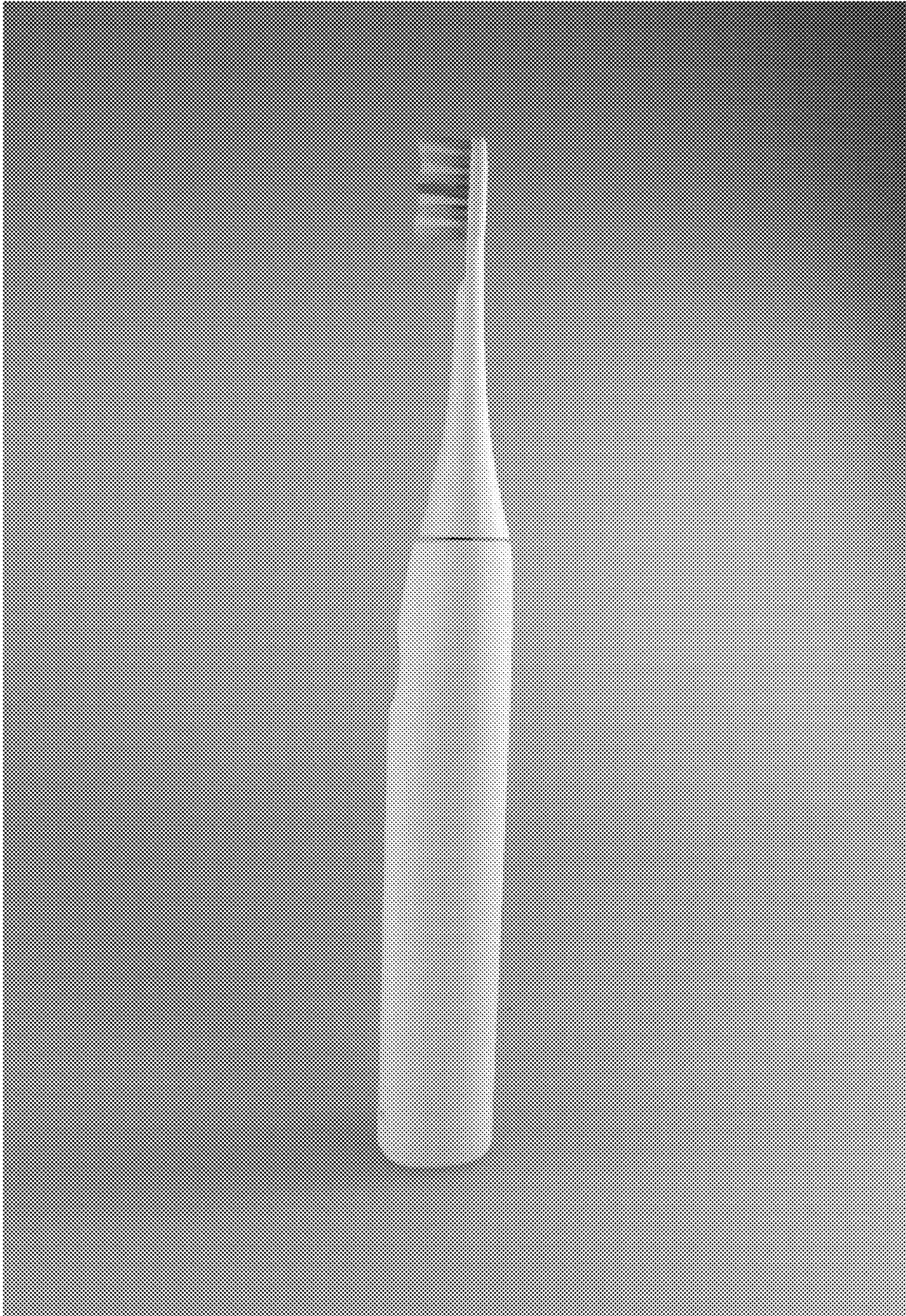


FIG. 9

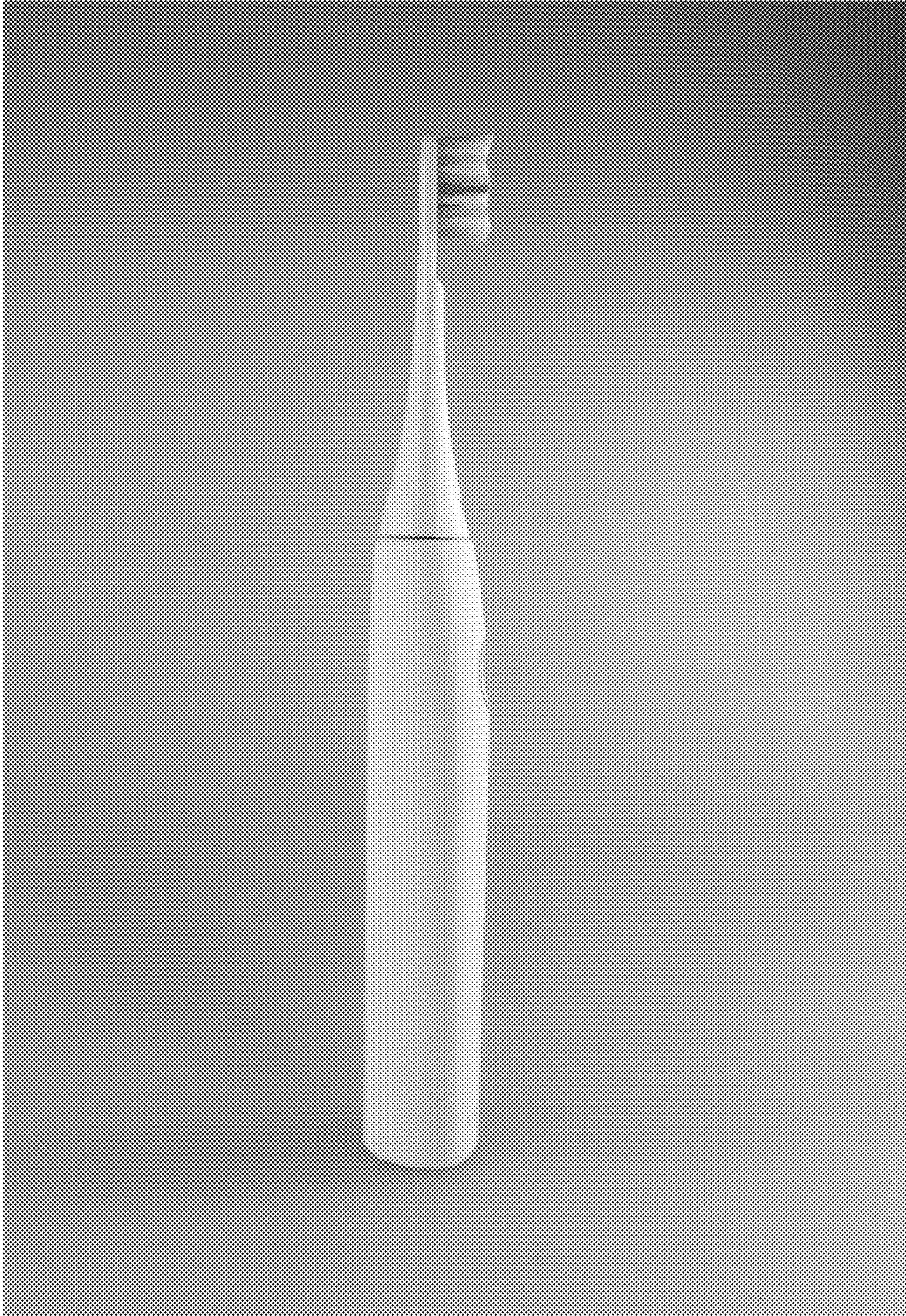


FIG. 10



FIG. 11



FIG. 12



FIG. 13




FIG. 14