



US00D986566S

(12) **United States Design Patent** (10) **Patent No.:** **US D986,566 S**
Weeks (45) **Date of Patent:** **** May 23, 2023**

(54) **SHOE UPPER**
(71) Applicant: **Skechers U.S.A., Inc. II**, Manhattan Beach, CA (US)
(72) Inventor: **John Maxwell Weeks**, Los Angeles, CA (US)
(73) Assignee: **Skechers U.S.A., Inc. II**, Manhattan Beach, CA (US)
(**) Term: **15 Years**
(21) Appl. No.: **29/886,647**

D563,631 S * 3/2008 Dolce D2/896
D570,590 S * 6/2008 Teteriatnikov D2/971
D581,634 S 12/2008 Hickman
D588,349 S * 3/2009 Clegg D2/969
D592,845 S * 5/2009 Rugai D2/972
D595,040 S * 6/2009 Mochen D2/906
D600,898 S * 9/2009 St-Louis D2/969
D609,444 S * 2/2010 Zhu D2/969
D623,840 S * 9/2010 Hui D2/972
D628,782 S 12/2010 Butler
D635,349 S * 4/2011 Taylor D2/972
D642,780 S 8/2011 Raysse
D664,344 S * 7/2012 Bacon D2/906
D672,942 S * 12/2012 Della Valle D2/908
D712,130 S 9/2014 Lonigan
D727,008 S 4/2015 Amphyon

(Continued)

(22) Filed: **Mar. 10, 2023**
(51) **LOC (14) Cl.** **02-04**
(52) **U.S. Cl.**
USPC **D2/972**
(58) **Field of Classification Search**
USPC D2/896, 900, 902, 904, 906-908,
D2/916-924, 925-945, 969-979
CPC A43B 1/00; A43B 1/02; A43B 1/04; A43B
3/00; A43B 3/02; A43B 3/06; A43B 3/10;
A43B 3/12; A43B 3/14; A43B 5/00;
A43B 5/001; A43B 5/002; A43B 5/008;
A43B 5/06; A43B 5/10; A43B 5/12;
A43B 23/00; A43B 23/02; A43B 23/04
See application file for complete search history.

Primary Examiner — Jonathan J Han
(74) *Attorney, Agent, or Firm* — Marshall A. Lerner;
Steven J. Kim; Kleinberg & Lerner, LLP

(57) **CLAIM**


The ornamental design for a shoe upper, as shown and described.

DESCRIPTION

FIG. 1 is a perspective view of a shoe upper in accordance with my new design;
FIG. 2 is a left side elevation view thereof;
FIG. 3 is a right side elevation view thereof;
FIG. 4 is a rear elevation view thereof;
FIG. 5 is a front elevation view thereof;
FIG. 6 is a top plan view thereof;
FIG. 7 is a bottom plan view thereof; and,
FIG. 8 is a left side elevation view of the shoe upper in a stretched configuration thereof.
The broken lines showing the remainder of the shoe in the figures are for illustrative purposes only and form no part of the claimed design. The surfaces devoid of shading lines are not claimed.

1 Claim, 7 Drawing Sheets

(56) **References Cited**
U.S. PATENT DOCUMENTS
3,040,454 A 6/1962 Topper et al.
D369,016 S 4/1996 Parker
D380,288 S * 7/1997 Chen D2/904
D438,367 S 3/2001 Huard
D483,938 S 12/2003 Laberge
D506,601 S 6/2005 Bandini et al.
D526,115 S 8/2006 Ferrareso et al.
D543,346 S 5/2007 Belley et al.
D544,685 S * 6/2007 Mermet D2/972



(56)

References Cited

U.S. PATENT DOCUMENTS

D782,788 S 4/2017 Cook
 D807,020 S 1/2018 Cenicerros
 D814,781 S 4/2018 Cin
 D846,859 S 4/2019 Foust
 D854,306 S * 7/2019 Pauk D2/972
 D874,800 S * 2/2020 Sassi D2/908
 D880,139 S 4/2020 Jury
 D883,639 S * 5/2020 Phillips D2/969
 D884,313 S 5/2020 McNamara
 D890,508 S * 7/2020 Ratzlaff D2/972
 D893,836 S 8/2020 Montross et al.
 D902,569 S 11/2020 Shyllon
 D919,280 S 5/2021 Klein et al.
 D923,929 S 7/2021 Mateo
 D927,163 S 8/2021 Seamarks
 D928,470 S 8/2021 Foust
 D929,727 S * 9/2021 Capron D2/969
 D932,172 S 10/2021 Figur et al.
 D932,173 S * 10/2021 Sokol D2/975
 D932,760 S 10/2021 Thompson

D934,537 S 11/2021 Dao et al.
 D943,904 S 2/2022 Giard
 D943,925 S * 2/2022 Rauner D2/972
 D943,944 S * 2/2022 Belhacene D2/972
 D943,949 S * 2/2022 Parrett D2/972
 D943,950 S 2/2022 Parrett
 D943,970 S * 2/2022 O'Connor D2/972
 D943,987 S * 2/2022 Martin D2/972
 D950,228 S * 5/2022 de Montgolfier D2/972
 D955,095 S 6/2022 Smith
 D958,510 S 7/2022 Martin et al.
 D959,813 S * 8/2022 Weddle D2/972
 D962,625 S 9/2022 Cristobal
 D964,721 S * 9/2022 Amago D2/972
 D964,723 S 9/2022 Gibson
 D966,682 S 10/2022 Lee
 D972,284 S 12/2022 Gerig et al.
 D974,729 S 1/2023 Ikeda
 D975,426 S 1/2023 Mcmillan
 D976,558 S * 1/2023 Sagat D2/972
 D976,559 S * 1/2023 Sagat D2/972
 D977,805 S 2/2023 Lee
 D979,917 S * 3/2023 Weeks D2/972

* cited by examiner

FIG. 1

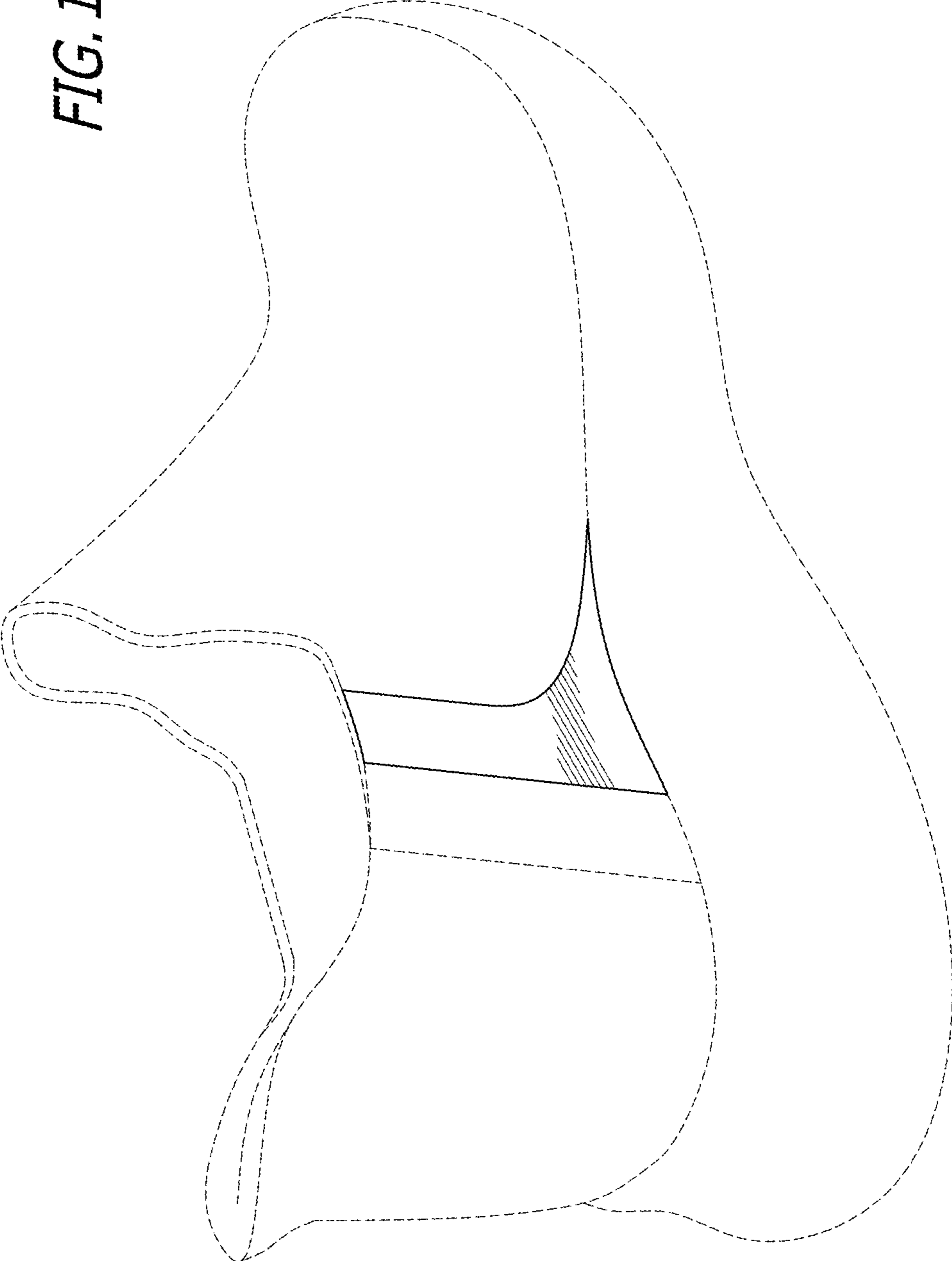
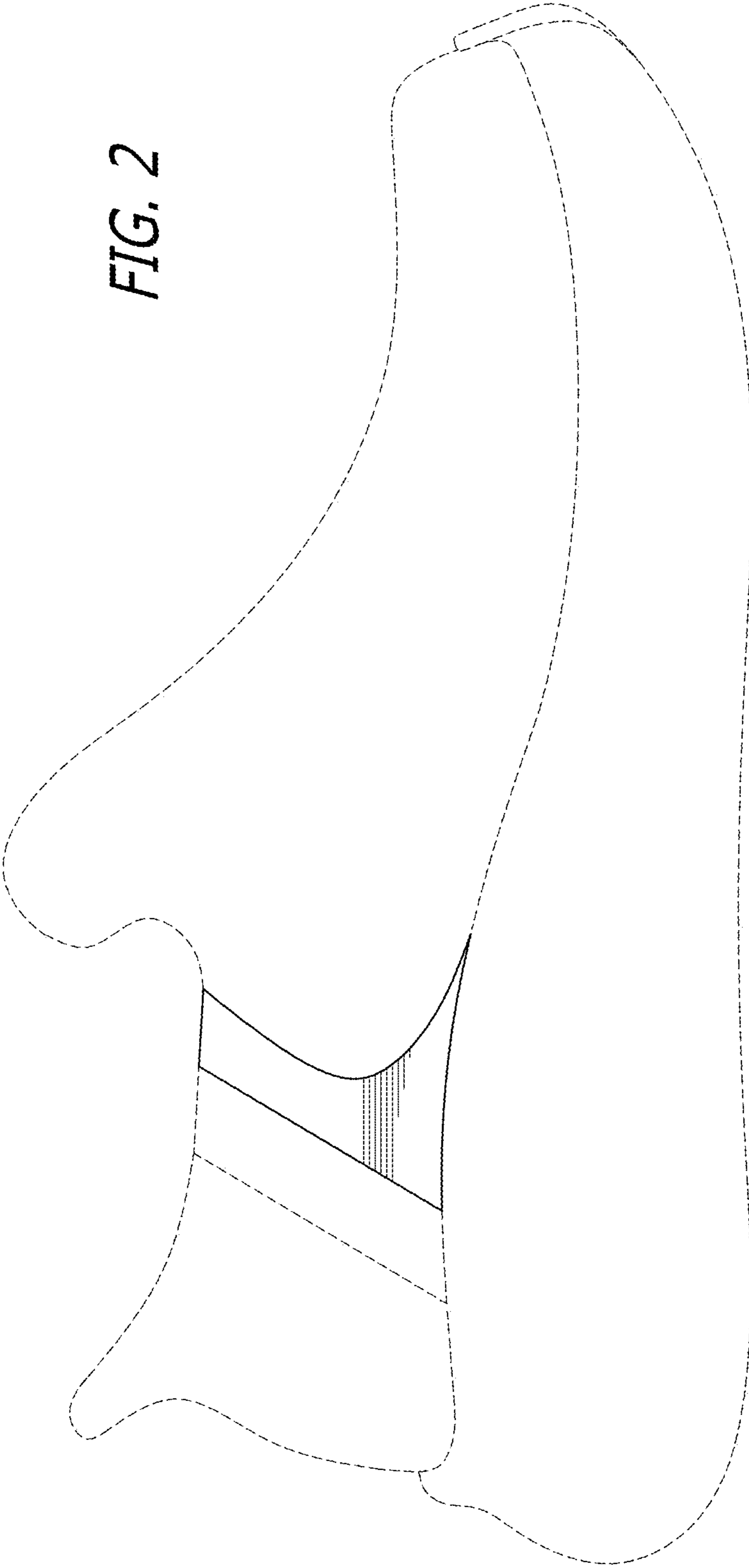


FIG. 2



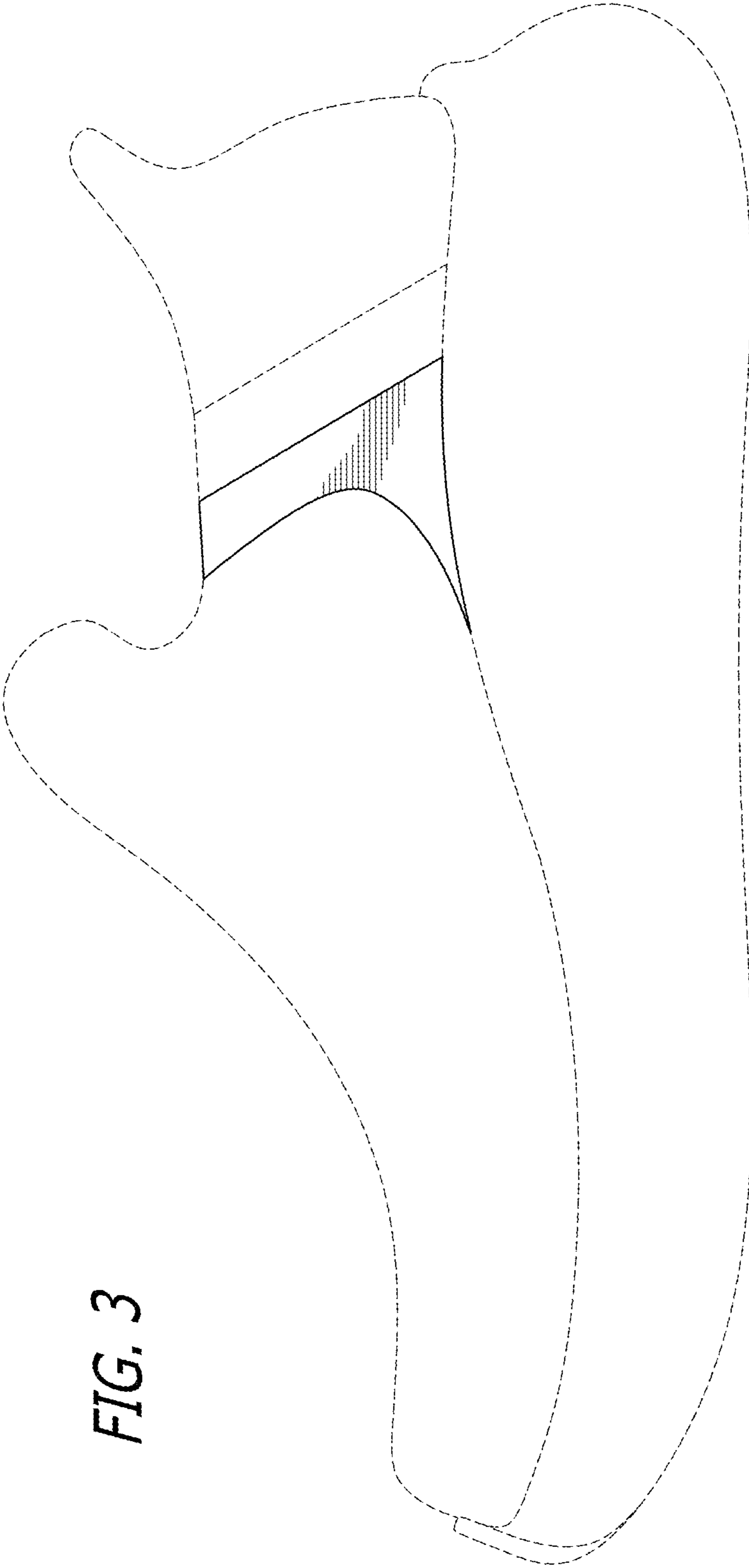


FIG. 3

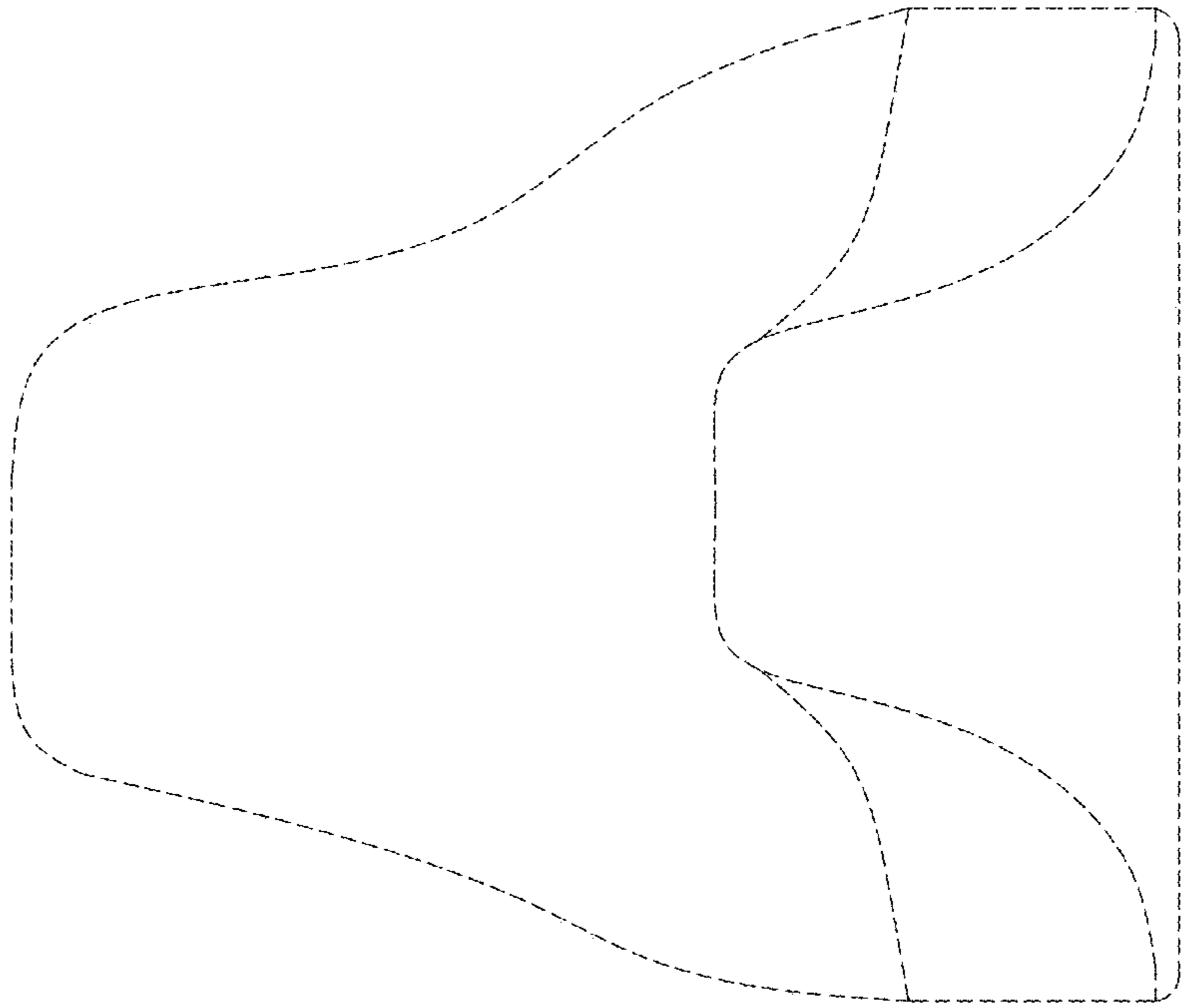


FIG. 5

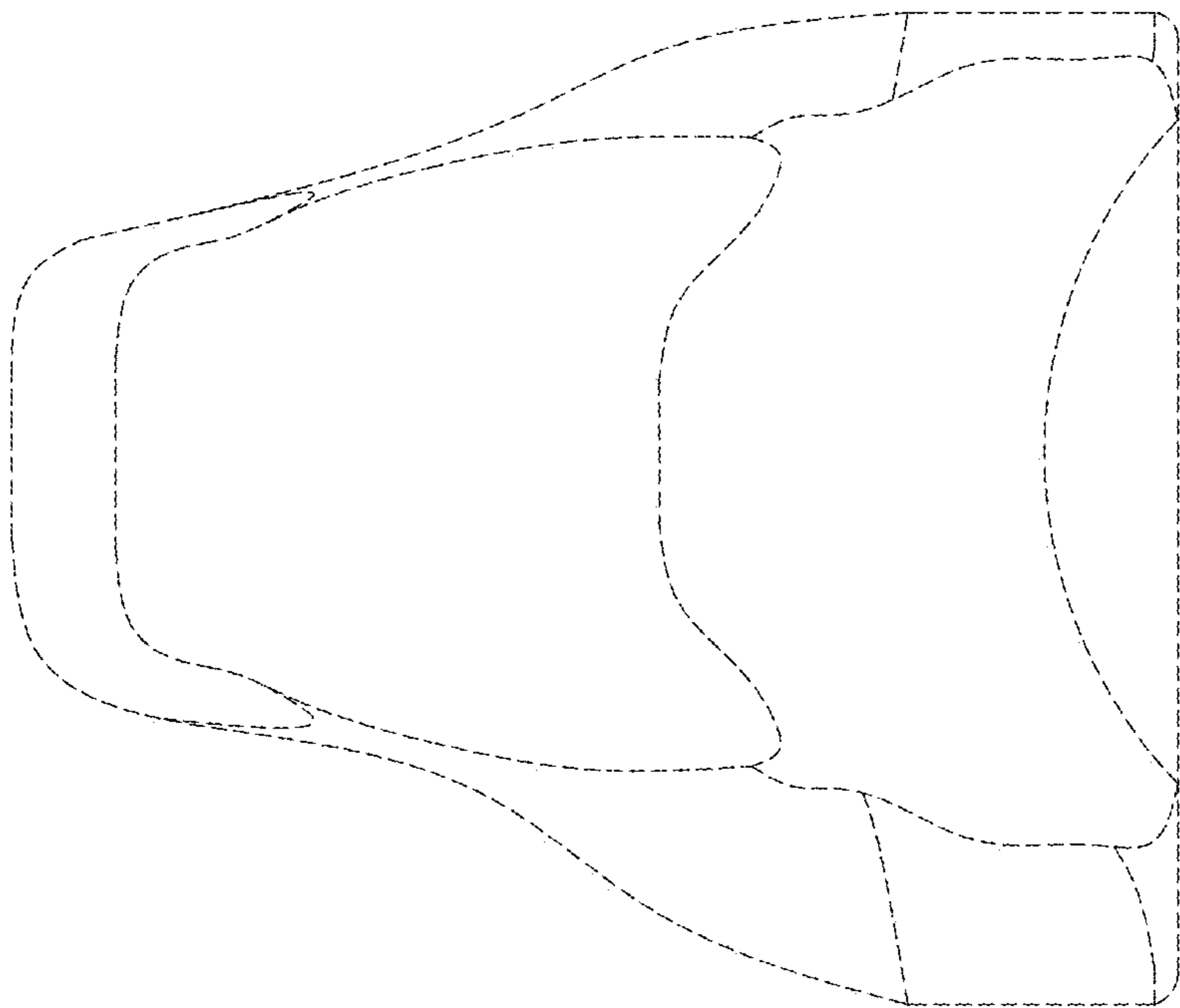


FIG. 4

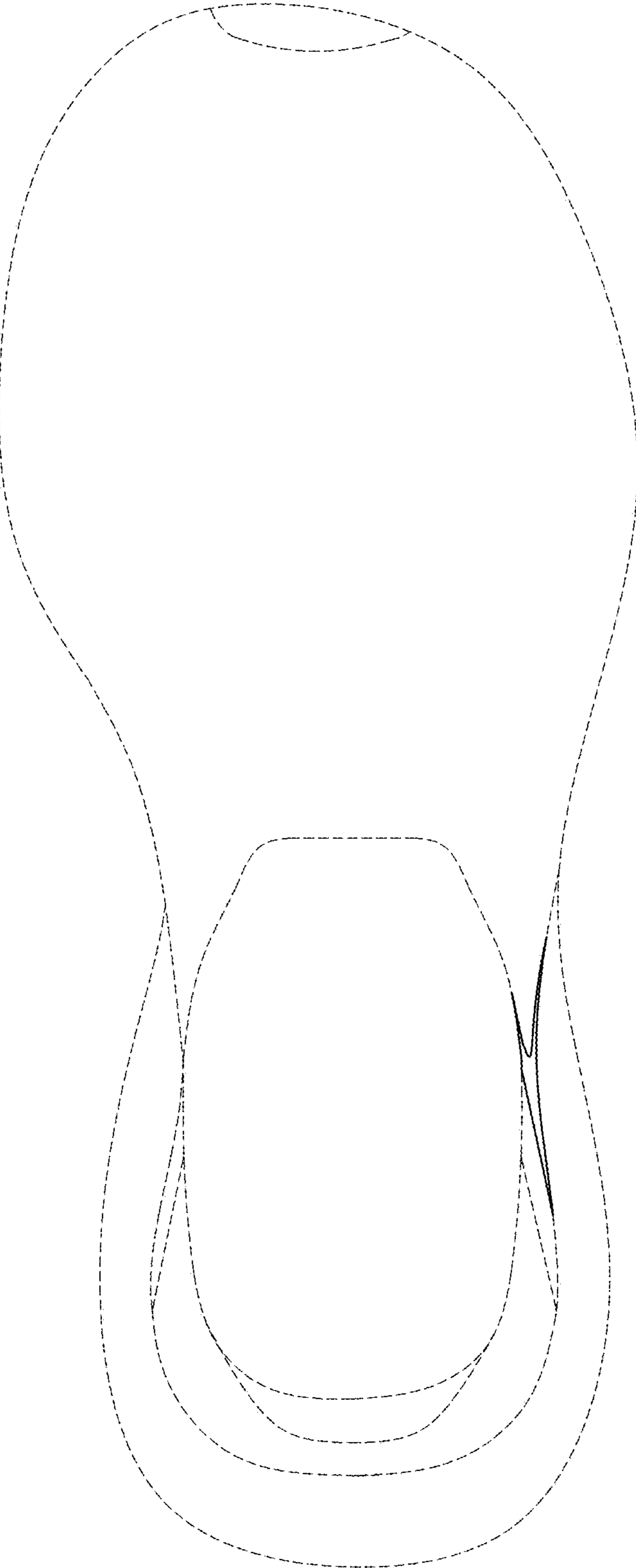


FIG. 6




FIG. 7

FIG. 8

