



US00D986558S

(12) **United States Design Patent** (10) **Patent No.:** **US D986,558 S**
Chang (45) **Date of Patent:** **** May 23, 2023**

- (54) **SHOE MIDSOLE PERIPHERY** 5,461,800 A * 10/1995 Luthi A43B 13/206
36/114
- (71) Applicant: **Skechers U.S.A., Inc. II**, Manhattan Beach, CA (US) D375,190 S * 11/1996 Lucas D2/947
D378,012 S * 2/1997 Le D2/964
5,628,128 A * 5/1997 Miller A43B 13/181
36/114
- (72) Inventor: **Glen Chang**, Rancho Palos Verdes, CA (US) D383,593 S * 9/1997 Lozano D2/977
5,797,199 A * 8/1998 Miller A43B 13/143
36/114
- (73) Assignee: **Skechers U.S.A., Inc. II**, Manhattan Beach, CA (US) D423,201 S * 4/2000 Wilson D2/947
D431,712 S * 10/2000 Wilson D2/969
D432,765 S * 10/2000 Hardy D2/947
D433,789 S * 11/2000 Hardy D2/947
D507,095 S * 7/2005 Gerber D2/947
D516,785 S * 3/2006 Lacorazza D2/977
D642,775 S * 8/2011 Raysse D2/977
- (**) Term: **15 Years**
- (21) Appl. No.: **29/808,495**
- (22) Filed: **Sep. 20, 2021**

(Continued)

Related U.S. Application Data

- (62) Division of application No. 29/776,815, filed on Apr. 1, 2021, now Pat. No. Des. 936,346.
- (51) **LOC (14) Cl.** **02-04**
- (52) **U.S. Cl.**
USPC **D2/947**; D2/953
- (58) **Field of Classification Search**
USPC D2/902, 906, 908, 916, 918, 925,
D2/946-962, 977; 36/3 B, 22 R, 24.5,
36/25 R, 28, 32 R, 34 R, 59 C, 67 A, 103
CPC A43B 13/00; A43B 13/02; A43B 13/023;
A43B 13/026; A43B 13/04; A43B 13/08;
A43B 13/10; A43B 13/12; A43B 13/14;
A43B 13/141; A43B 13/143; A43B
13/16; A43B 13/18; A43B 13/181; A43B
13/187; A43B 13/189; A43B 13/20; A43B
13/22; A43B 13/223; A43B 13/24; A43B
13/28; A43B 13/30; A43B 13/32; A43B
13/34; A43B 13/36
See application file for complete search history.

References Cited

U.S. PATENT DOCUMENTS

- D260,196 S * 8/1981 Plagenhoef D2/947
- 5,319,866 A * 6/1994 Foley A43B 7/14
36/31

FOREIGN PATENT DOCUMENTS

- CN 306135190 10/2020
- EM 008173371 0001 10/2020
- EM 008190631 0001 10/2020

Primary Examiner — T Chase Nelson
(74) *Attorney, Agent, or Firm* — Marshall A. Lerner;
Steven J. Kim; Kleinberg & Lerner, LLP

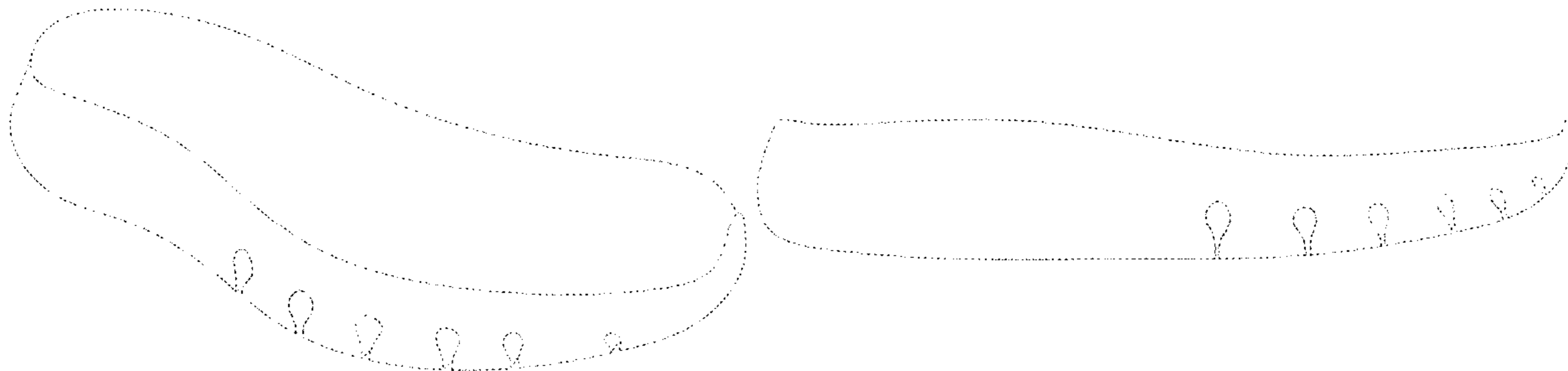
(57) **CLAIM**

The ornamental design for a shoe midsole periphery, as shown and described.

DESCRIPTION

FIG. 1 is a perspective view of a shoe midsole periphery in accordance with my new design; and, FIG. 2 is a left side elevation view thereof. The broken lines shown in the drawings represent portions of the shoe midsole periphery that form no part of the claimed design.

1 Claim, 2 Drawing Sheets



(56)

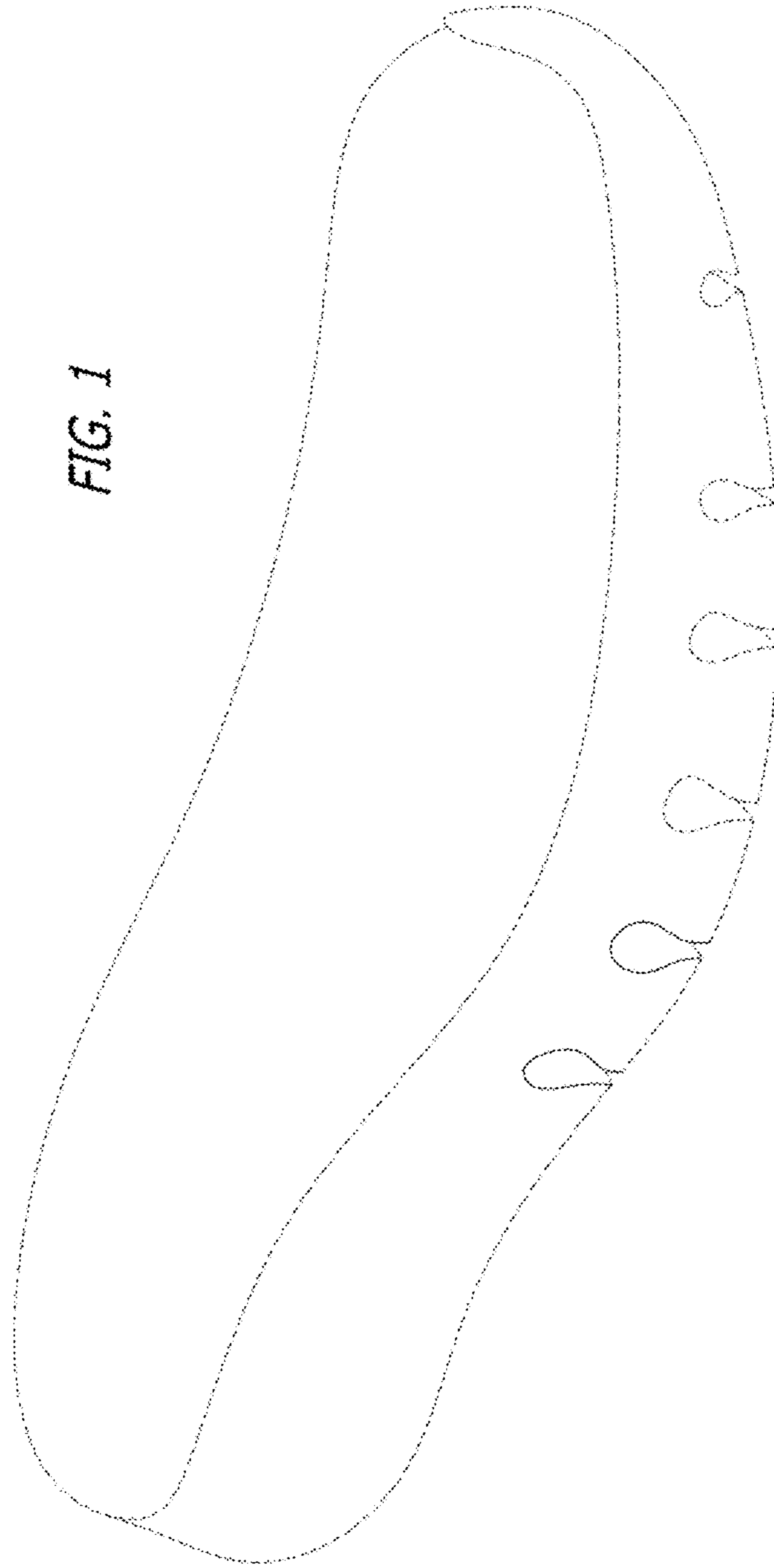
References Cited

U.S. PATENT DOCUMENTS

D677,868 S * 3/2013 Kue D2/951
 D696,501 S 12/2013 Miner
 D702,424 S * 4/2014 Miner D2/947
 D741,584 S * 10/2015 Christopherson D2/947
 D754,956 S * 5/2016 McCourt D2/947
 D764,786 S * 8/2016 Nascimento D2/977
 D767,862 S * 10/2016 Hurayt D2/947
 D773,159 S 12/2016 Seamarks
 D773,161 S * 12/2016 Teteriatnikov D2/947
 D779,792 S * 2/2017 Tæstensen D2/907
 9,974,359 B2 * 5/2018 Scofield A43B 13/223
 D858,066 S * 9/2019 Hatfield D2/947
 D870,428 S * 12/2019 Parker D2/947
 D876,768 S 3/2020 Aden
 D876,770 S * 3/2020 Aden D2/947
 D876,771 S * 3/2020 Aden D2/947
 D878,014 S * 3/2020 Chen D2/919

D885,019 S * 5/2020 Shyllon D2/947
 D887,689 S * 6/2020 Bove D2/947
 D901,853 S * 11/2020 Hartmann D2/947
 D920,648 S * 6/2021 Little D2/951
 D923,297 S * 6/2021 Hartmann D2/947
 D923,309 S * 6/2021 Teteriatnikov D2/951
 D928,481 S * 8/2021 Teteriatnikov D2/947
 D930,333 S * 9/2021 Miner D2/947
 D936,344 S * 11/2021 Chang D2/947
 D936,345 S * 11/2021 Chang D2/947
 D936,346 S * 11/2021 Chang D2/947
 D955,710 S * 6/2022 Jiade D2/947
 D964,004 S * 9/2022 Teteriatnikov D2/947
 D971,571 S * 12/2022 To'oto'o D2/962
 D976,551 S * 1/2023 Nethongkome D2/951
 2010/0071228 A1 * 3/2010 Crowley, II A43B 13/181
 36/28
 2015/0068070 A1 * 3/2015 Moss A43B 3/34
 36/25 R
 2016/0235166 A1 * 8/2016 Bryan A43B 3/0078

* cited by examiner






FIG. 2