



US00D986546S

(12) **United States Design Patent**  
**Yu**

(10) **Patent No.:** **US D986,546 S**

(45) **Date of Patent:** **\*\* May 23, 2023**

- (54) **SANDAL**
- (71) Applicant: **Shuang Yu**, Xiamen (CN)
- (72) Inventor: **Shuang Yu**, Xiamen (CN)
- (\*\*) Term: **15 Years**
- (21) Appl. No.: **29/790,415**
- (22) Filed: **Nov. 25, 2021**
- (51) **LOC (14) Cl.** ..... **02-04**
- (52) **U.S. Cl.**  
USPC ..... **D2/916**
- (58) **Field of Classification Search**  
USPC ..... D2/896-900, 903, 916-925, 943, 946,  
D2/952, 969, 971  
CPC .. A43B 3/126; A43B 3/10; A43B 3/12; A43B  
5/18; A43B 23/00; A43B 5/00; A43B  
5/08; A43B 3/101; A43B 3/107; A43B  
3/108; A43B 3/128; A43B 3/124; A43B  
3/122; A43B 3/30; A43B 3/24; A43B  
1/02  
See application file for complete search history.

- (56) **References Cited**  
U.S. PATENT DOCUMENTS  
4,793,075 A \* 12/1988 Thatcher ..... A43C 11/1493  
36/11.5  
5,228,216 A \* 7/1993 Sargeant ..... A43B 3/126  
36/11.5  
5,438,767 A \* 8/1995 Stein ..... A43C 11/1493  
D2/916  
5,533,278 A \* 7/1996 Stein ..... A43B 7/142  
36/11.5

- D376,895 S \* 12/1996 Cook ..... D2/916
- D417,942 S \* 12/1999 Aguerre ..... A43C 11/1493  
D2/918
- 7,103,993 B2 \* 9/2006 Sakai ..... A43B 3/126  
36/11.5
- D560,344 S \* 1/2008 Belley ..... D2/916
- D736,502 S \* 8/2015 Helwig ..... D2/916
- D757,405 S \* 5/2016 Labarbera ..... D2/916
- D771,358 S \* 11/2016 Schwartz ..... D2/916
- D771,915 S \* 11/2016 Schwartz ..... D2/916
- D774,289 S \* 12/2016 Comeau ..... D2/916
- D822,961 S \* 7/2018 White Funk ..... D2/917
- D867,731 S \* 11/2019 Steele ..... D2/916
- 10,905,190 B2 \* 2/2021 Velazquez ..... A43B 3/126
- 11,129,434 B2 \* 9/2021 Opalacz ..... A43C 11/14

\* cited by examiner

*Primary Examiner* — Rashida C. Walshon

(57) **CLAIM**

The ornamental design for a sandal, as shown and described.

**DESCRIPTION**

FIG. 1 is a perspective view of a sandal showing my new design;  
 FIG. 2 is another perspective view thereof;  
 FIG. 3 is a front elevational view thereof;  
 FIG. 4 is a rear elevational view thereof;  
 FIG. 5 is a left side elevational view thereof;  
 FIG. 6 is a right side elevational view thereof;  
 FIG. 7 is a top plan view thereof; and,  
 FIG. 8 is a bottom plan view thereof.  
 The broken lines and areas within the broken lines in the drawings depict portions of the sandal that form no part of the claimed design.

**1 Claim, 8 Drawing Sheets**





FIG. 1




FIG. 2




FIG. 3




FIG. 4




FIG. 5

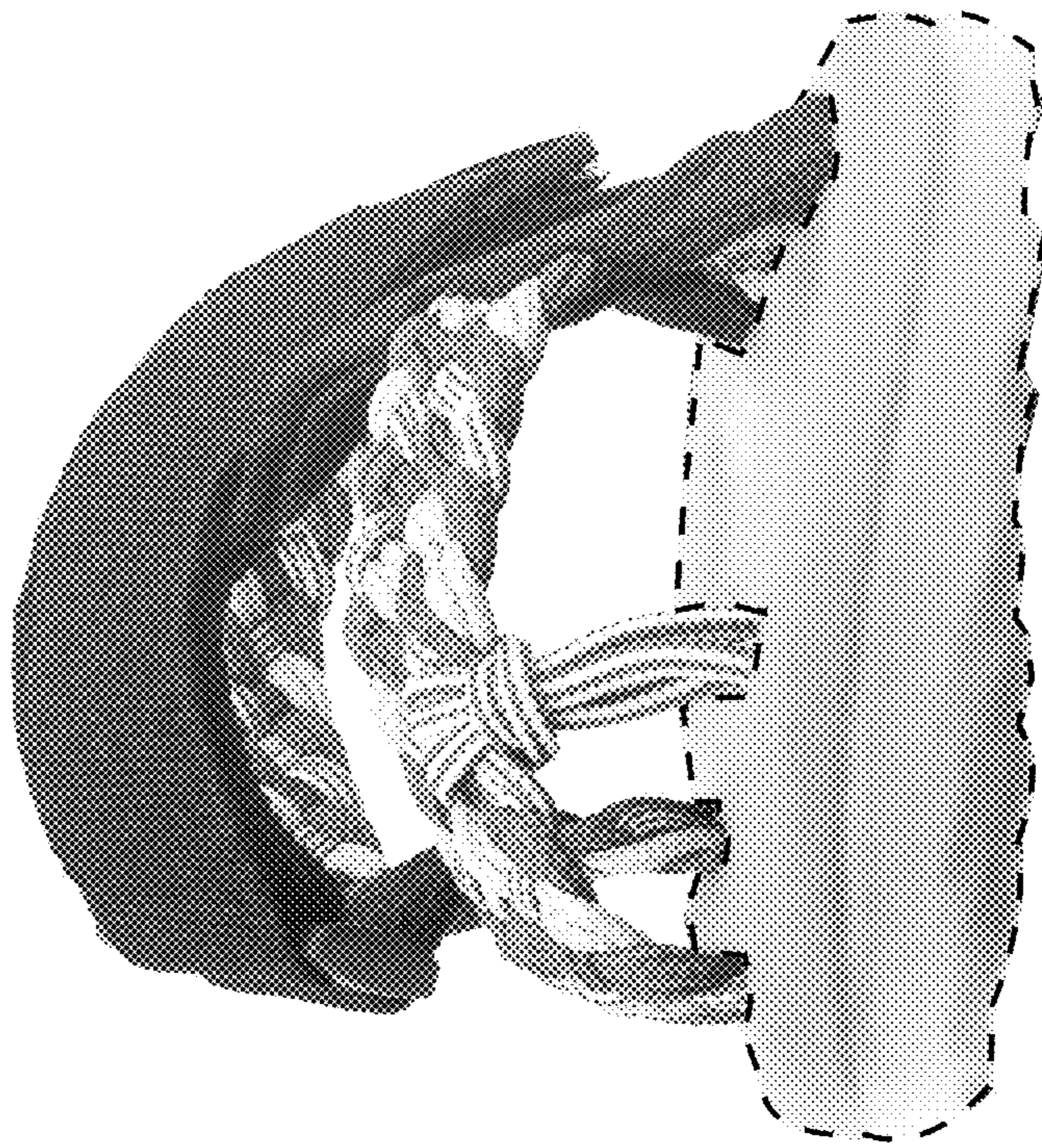


FIG. 6



FIG. 7



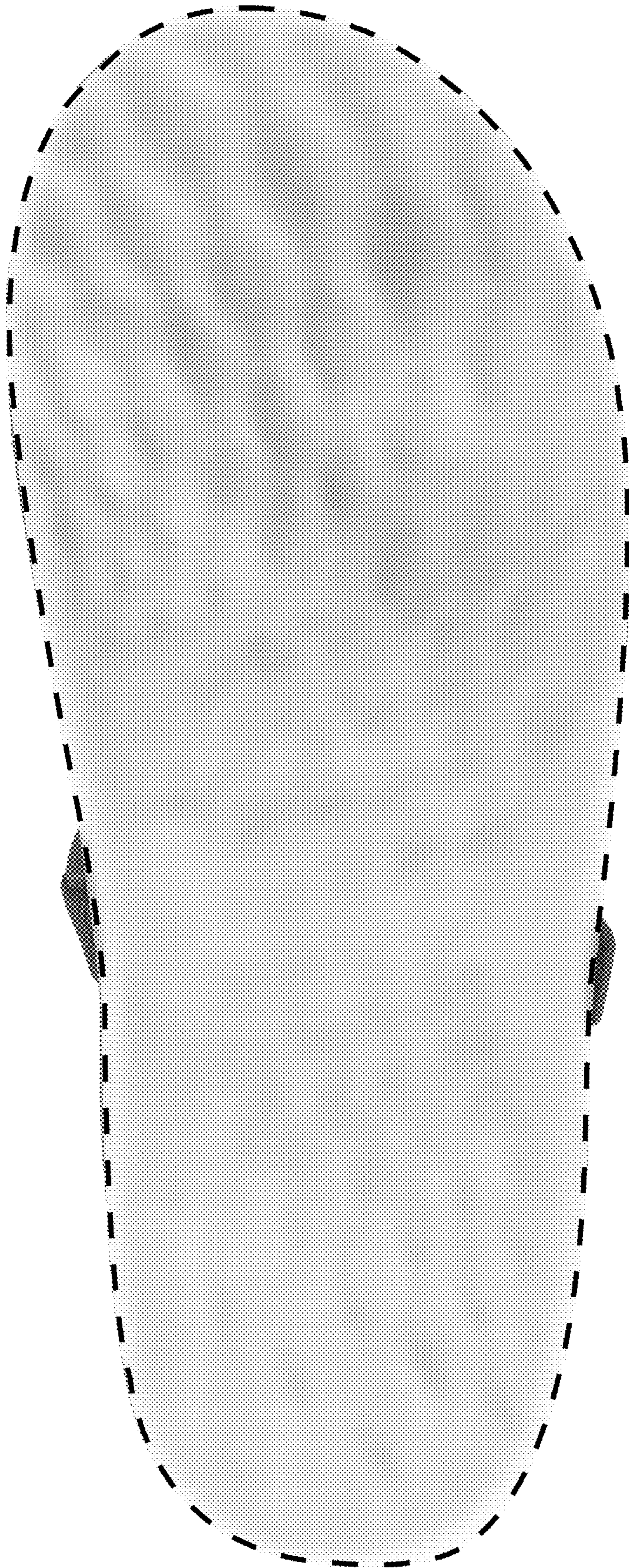


FIG. 8