



US00D986542S

(12) **United States Design Patent** (10) **Patent No.:** **US D986,542 S**
Tanzini et al. (45) **Date of Patent:** **** May 23, 2023**

(54) **SHOE**
(71) Applicant: **adidas AG**, Herzogenaurach (DE)
(72) Inventors: **Ulisse Tanzini**, Nuremberg (DE); **Sam Handy**, Cadolzburg (DE); **Moritz Hoellmueller**, Fuerth (DE); **Herisson Redi Ferreira**, Nuremberg (DE); **Muriel Vanessa Jung**, Nuremberg (DE)

D624,742 S 10/2010 Akhidime
D762,353 S 8/2016 Sirius-el
D776,410 S * 1/2017 Galway D2/947
D787,167 S * 5/2017 Ellis D2/947
D823,580 S * 7/2018 Pauk D2/947
D850,064 S 6/2019 Sinclair
D853,699 S * 7/2019 Coonrod D2/947
D855,297 S * 8/2019 Motoki D2/947
D858,051 S * 9/2019 Mace D2/977

(Continued)

(73) Assignee: **adidas AG**, Herzogenaurach (DE)
(**) Term: **15 Years**
(21) Appl. No.: **29/838,720**
(22) Filed: **May 15, 2022**

Related U.S. Application Data

(63) Continuation of application No. 29/762,463, filed on Dec. 16, 2020, now Pat. No. Des. 955,703.

Foreign Application Priority Data

Jun. 22, 2020 (EM) 008016208

(51) **LOC (14) Cl.** **02-04**

(52) **U.S. Cl.**
USPC **D2/947**

(58) **Field of Classification Search**
USPC D2/902, 907-908, 916, 943-945, 947,
D2/969, 972-974; D21/772; D29/121.2
CPC A43B 23/20; A43B 23/24; A43B 5/06;
A43C 13/14; A43C 7/00
See application file for complete search history.

(56) **References Cited**

U.S. PATENT DOCUMENTS

D419,756 S 2/2000 Edwards
D449,426 S 10/2001 Pollastrelli

OTHER PUBLICATIONS

U.S. Appl. No. 29/762,463, Ex Parte Quayle Action, Dec. 22, 2021, 5 pages.

(Continued)

Primary Examiner — Kevin K Rudzinski
Assistant Examiner — Clare Ann Gannon
(74) *Attorney, Agent, or Firm* — Kilpatrick Townsend & Stockton LLP


(57) **CLAIM**

The ornamental design for a shoe, as shown and described.

DESCRIPTION

FIG. 1 is a perspective view of a shoe, showing our new design.
FIG. 2 is another perspective view of the shoe of FIG. 1.
FIG. 3 is another perspective view of the shoe of FIG. 1.
FIG. 4 is another perspective view of the shoe of FIG. 1.
FIG. 5 is a rear view of the shoe of FIG. 1.
FIG. 6 is a bottom view of the shoe of FIG. 1; and,
FIG. 7 is a side view of the shoe of FIG. 1.
The areas within the figures partially obscured with translucent shading and surrounded by broken lines represent portions of the shoe that form no part of the claimed design. The broken lines immediately adjacent to the areas with translucent shading form no part of the claimed design.

1 Claim, 7 Drawing Sheets



(56)

References Cited

U.S. PATENT DOCUMENTS

D858,961	S	9/2019	Mace	
D873,545	S *	1/2020	Hartmann	D2/947
D874,098	S *	2/2020	Hartmann	D2/902
D876,757	S *	3/2020	Hartmann	D2/902
D876,792	S *	3/2020	Henrichot	D2/977
D887,113	S *	6/2020	Girard	D2/947
D889,810	S *	7/2020	Hoellmueller	D2/972
D893,836	S	8/2020	Montross et al.	
D912,946	S	3/2021	Felloni et al.	
D913,648	S	3/2021	Dean	
D915,749	S *	4/2021	Groneck	D2/977
D916,444	S	4/2021	Callow et al.	
D925,179	S *	7/2021	Hoellmueller	D2/947
D928,479	S	8/2021	Le et al.	
D932,144	S	10/2021	Fu	
D938,154	S *	12/2021	Dobson	D2/947
D952,994	S *	5/2022	Yang	D2/944
D955,703	S *	6/2022	Tanzini	D2/908
D960,541	S *	8/2022	Girard	D2/947
D966,668	S *	10/2022	Hartmann	D2/947
D966,669	S *	10/2022	Thompson	D2/947
D970,167	S *	11/2022	Kanata	D2/947
D975,417	S *	1/2023	Girard	D2/947

OTHER PUBLICATIONS

U.S. Appl. No. 29/762,463, Notice of Allowance, dated Feb. 16, 2022, 5 pages.

* cited by examiner



FIG. 1

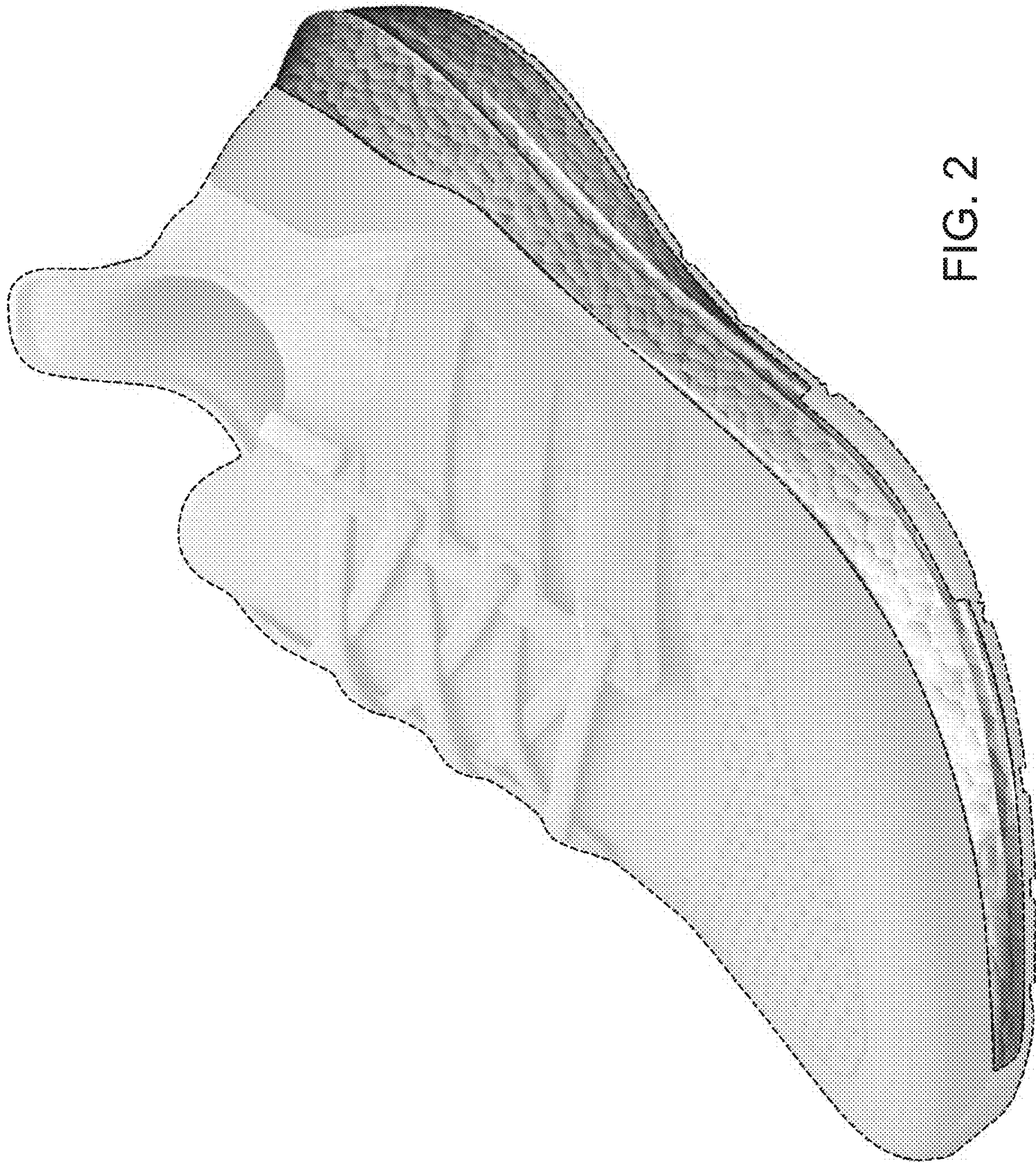


FIG. 2

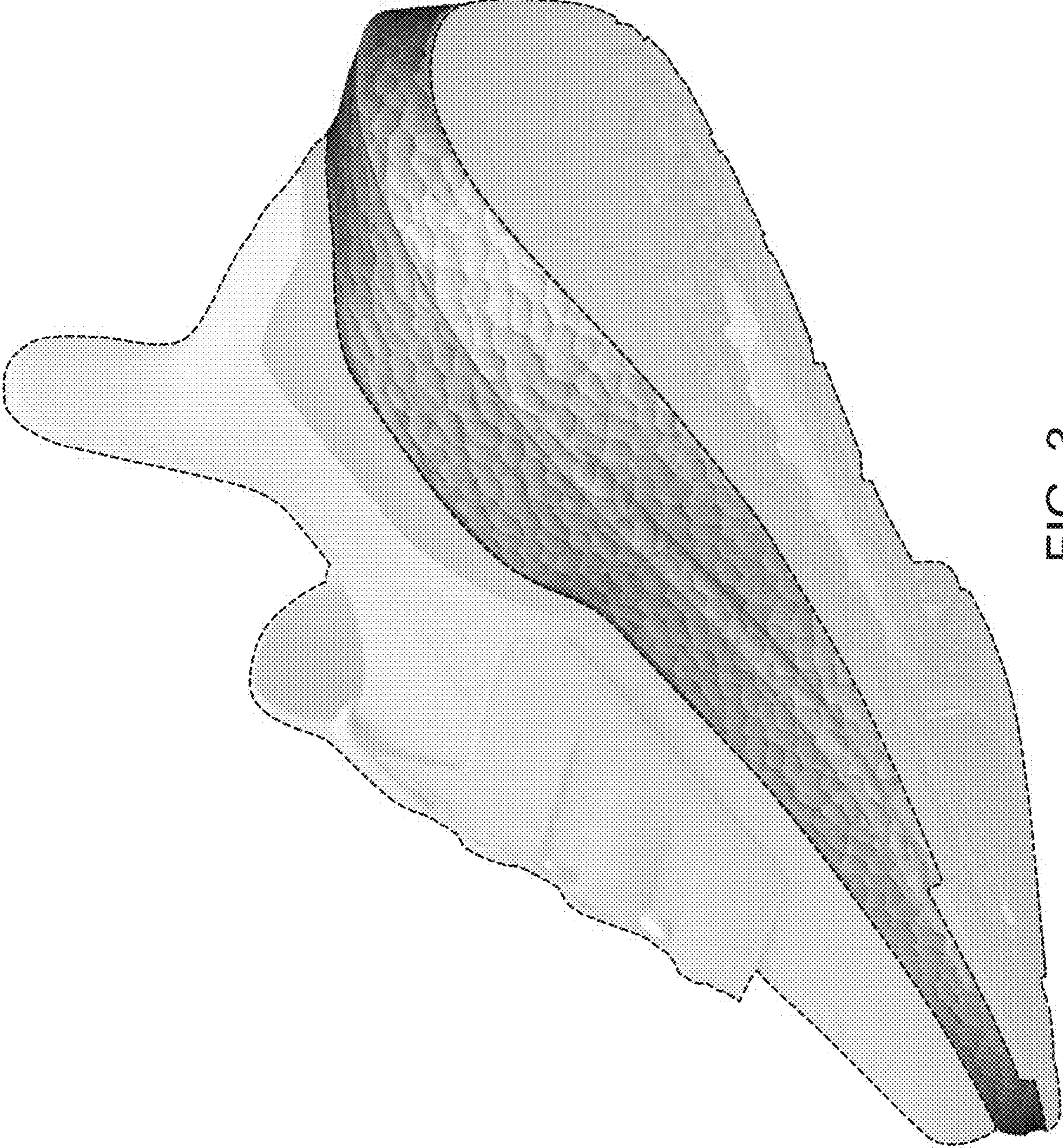


FIG. 3

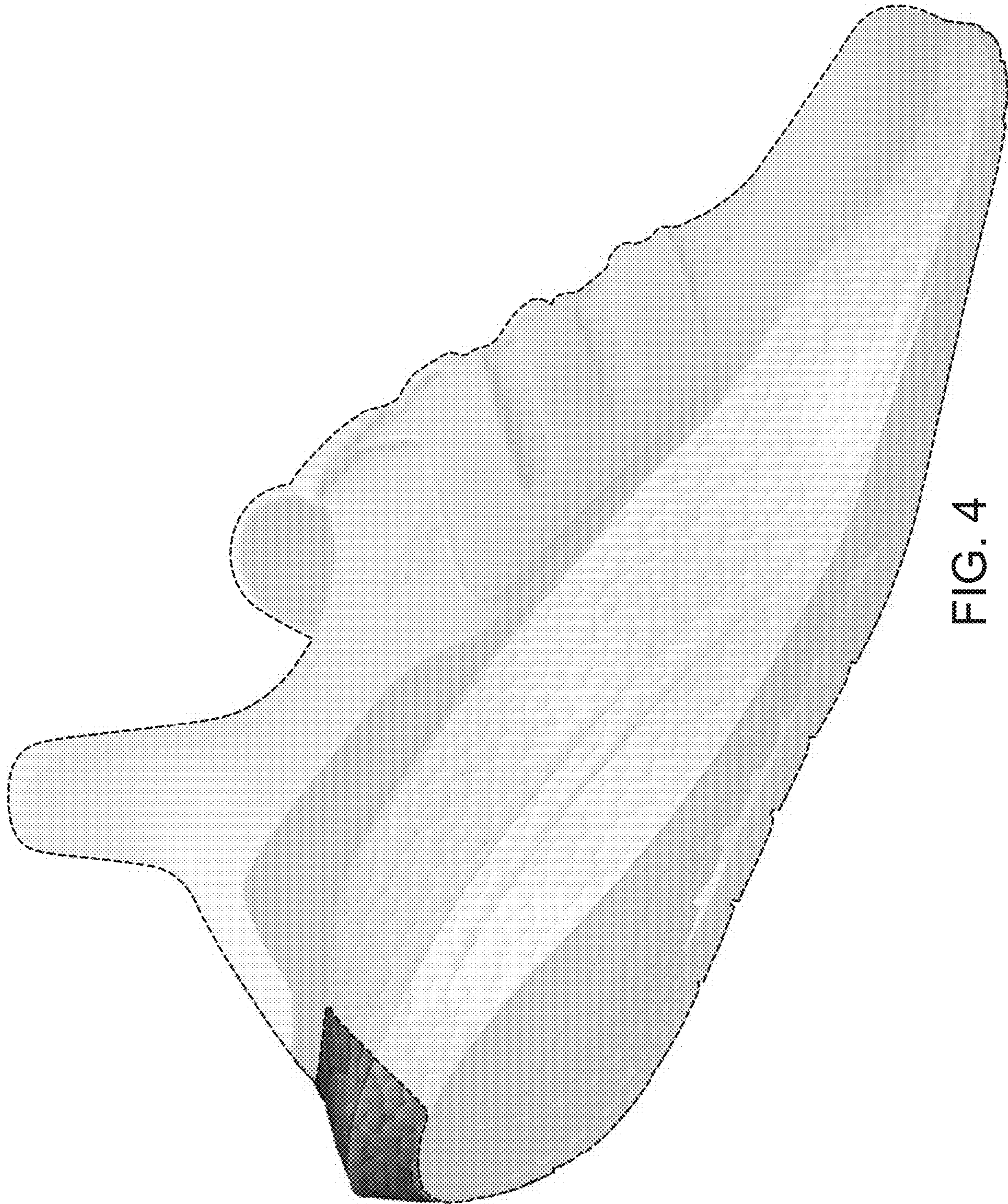


FIG. 4

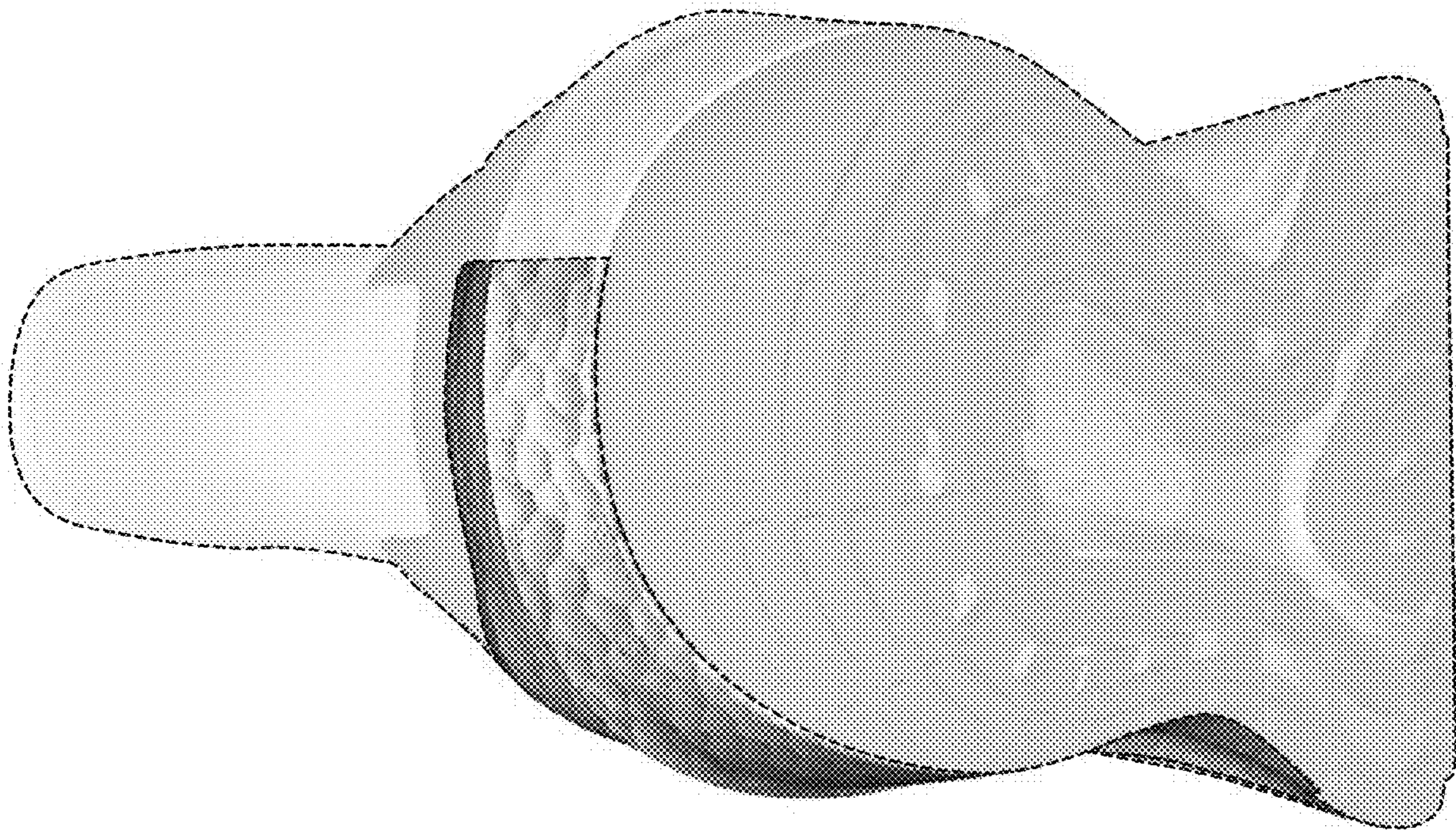


FIG. 5

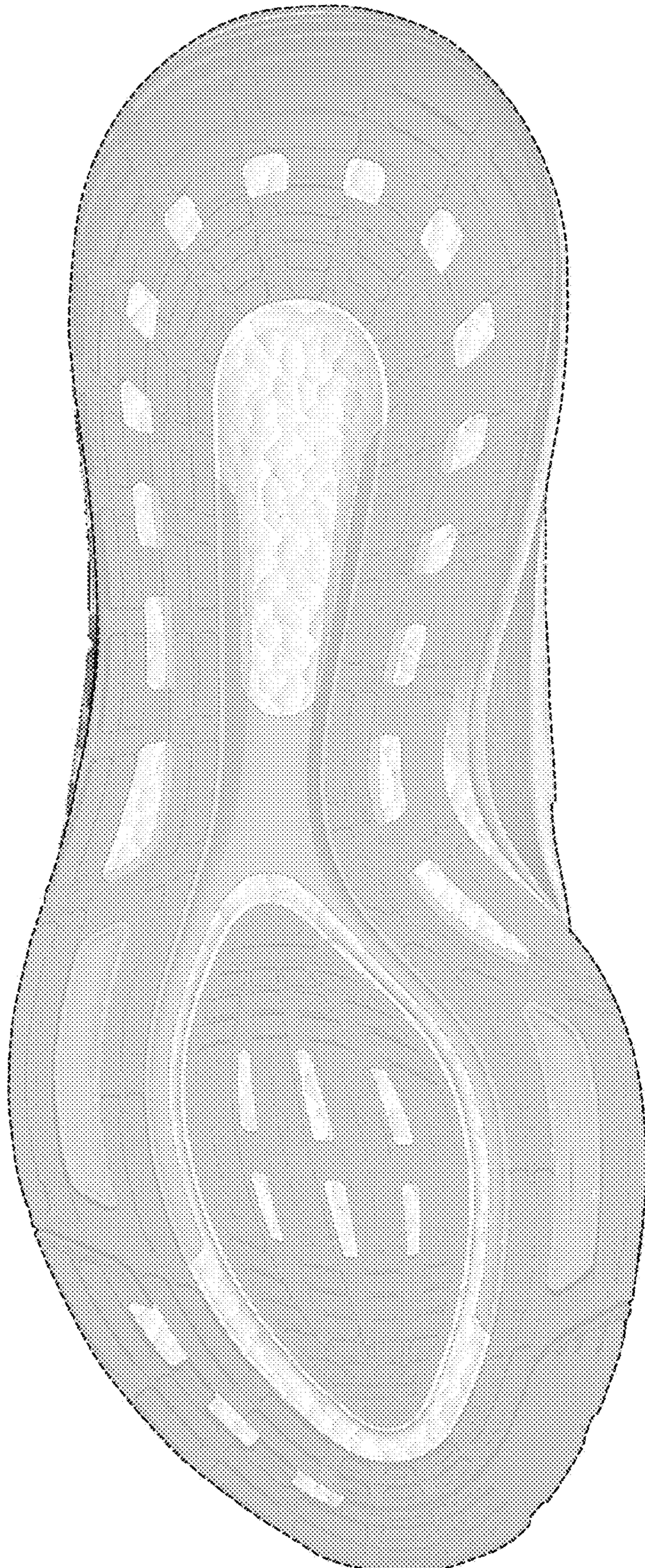


FIG. 6



FIG. 7