



US00D986540S

(12) **United States Design Patent**  
**Li**

(10) **Patent No.:** **US D986,540 S**

(45) **Date of Patent:** **\*\* May 23, 2023**

(54) **SHOE**

(71) Applicant: **Xiamen Dowimart Trading Co., Ltd.,**  
Xiamen (CN)

(72) Inventor: **Weiping Li, Xiamen (CN)**

(\*\*) Term: **15 Years**

(21) Appl. No.: **29/823,049**

(22) Filed: **Jan. 13, 2022**

(51) **LOC (14) Cl.** ..... **02-04**

(52) **U.S. Cl.**  
USPC ..... **D2/912; D2/909; D2/910**

(58) **Field of Classification Search**  
USPC ..... D2/902-906, 909-915, 947, 951, 969,  
D2/970, 971

CPC ..... A43B 23/00; A43B 23/02; A43B 23/0205;  
A43B 23/021; A43B 23/0215; A43B  
23/022; A43B 23/024; A43B 23/025;  
A43B 3/00; A43B 3/02; A43B 3/14;  
A43B 5/00; A43B 5/002; A43B 5/004;  
A43B 5/04; A43B 5/06; A43B 1/00;  
A43B 1/02; A43B 1/10; A43B 1/14  
See application file for complete search history.

(56) **References Cited**

**U.S. PATENT DOCUMENTS**

D367,161 S *	2/1996	Shea	.....	A43B 1/00
				D2/908
D397,544 S *	9/1998	Egelja	.....	D2/912
D623,834 S *	9/2010	Parisotto	.....	D2/912
D664,345 S *	7/2012	Joseph	.....	D2/912
D685,165 S *	7/2013	Taylor	.....	D2/912
D686,813 S *	7/2013	Lam	.....	D2/912
D686,815 S *	7/2013	Lam	.....	D2/912

D703,419 S *	4/2014	Zaedow	.....	D2/912
D704,422 S *	5/2014	Truelsen	.....	D2/912
D729,504 S *	5/2015	Reuben	.....	D2/912
D789,048 S *	6/2017	Lee	.....	D2/947
D838,445 S *	1/2019	Kalns	.....	D2/912
D931,592 S *	9/2021	Stefan	.....	D2/910
D932,144 S *	10/2021	Fu	.....	
D933,941 S *	10/2021	Daiber	.....	D2/910
D970,859 S *	11/2022	Xia	.....	D2/912
D979,896 S *	3/2023	Salmon	.....	D2/912
D979,897 S *	3/2023	Salmon	.....	D2/912
2014/0059886 A1 *	3/2014	Lyttle	.....	A43B 1/00
				156/283

**FOREIGN PATENT DOCUMENTS**

EM 008815609-000 \* 1/2022

\* cited by examiner

*Primary Examiner* — Leanne Was-Englehart

*Assistant Examiner* — Yelizaveta Y Masalimova

(57) **CLAIM**

The ornamental design for a shoe, substantially as shown and described.

**DESCRIPTION**

FIG. 1 is a front perspective view of a shoe, showing my new design;

FIG. 2 is a front view thereof;

FIG. 3 is a rear view thereof;

FIG. 4 is a left side view thereof;

FIG. 5 is a right side view thereof;

FIG. 6 is a top view thereof; and,

FIG. 7 is a bottom view thereof.

The broken lines in FIGS. 1-7 depict portions of the shoe which form no part of the claimed design.

**1 Claim, 7 Drawing Sheets**





FIG. 1

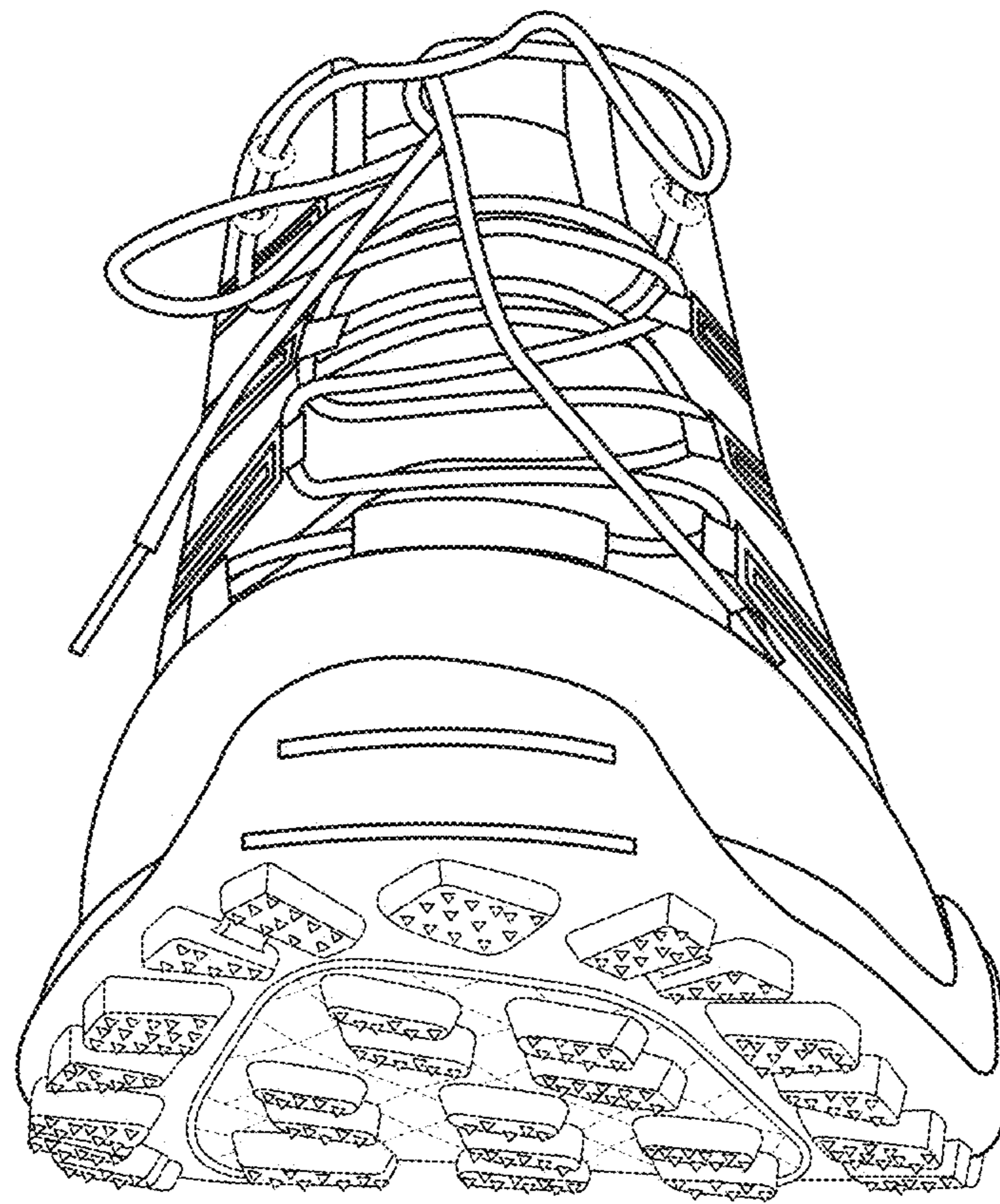


FIG. 2

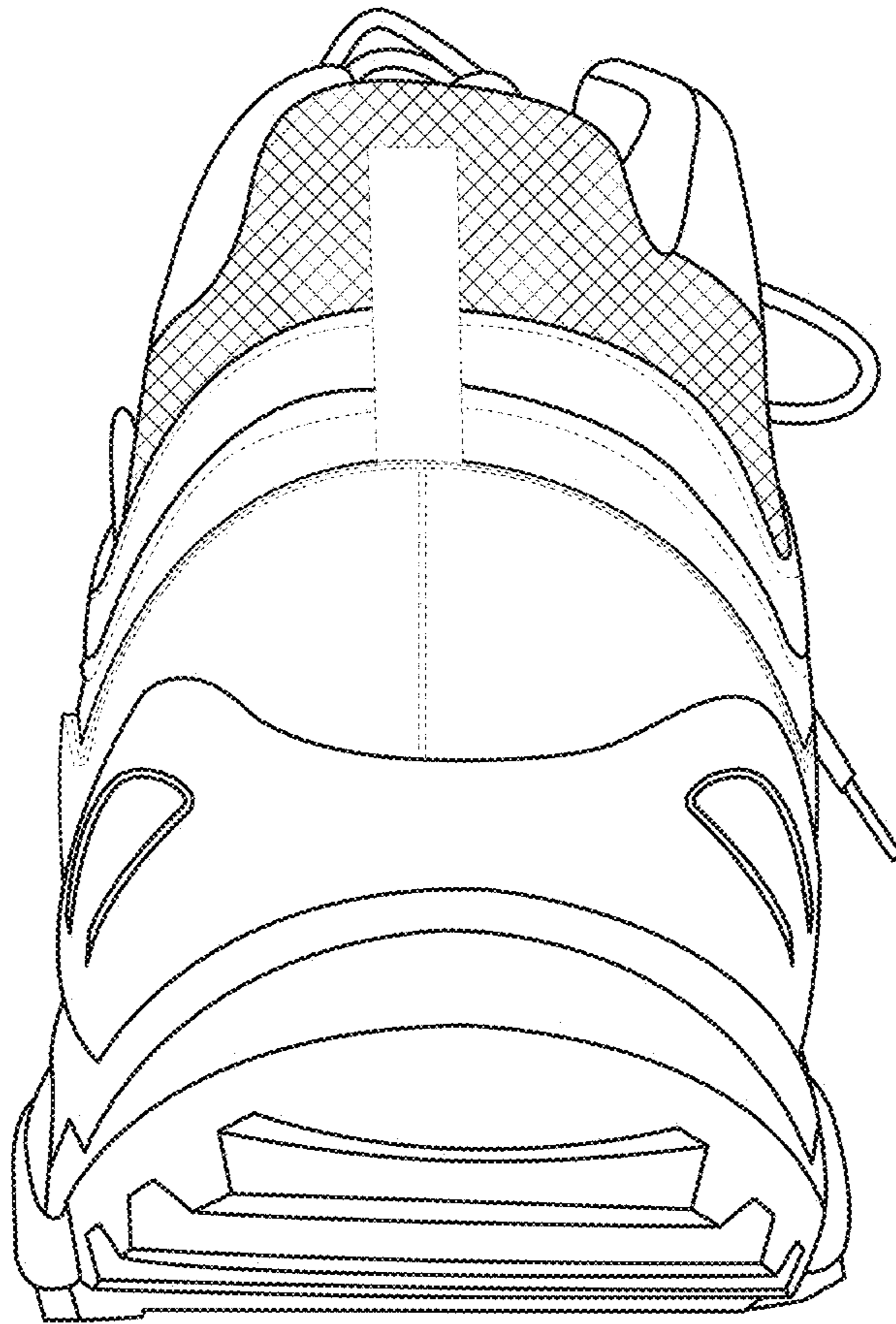


FIG. 3



FIG. 4



FIG. 5

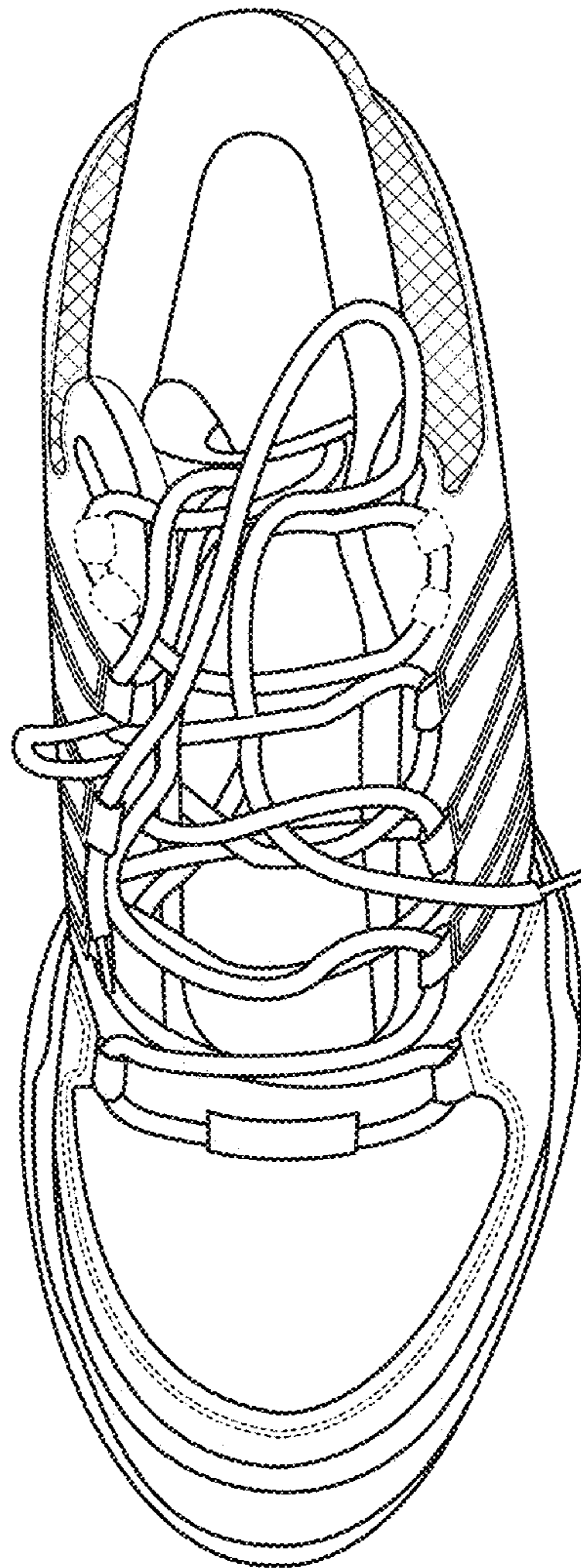


FIG. 6

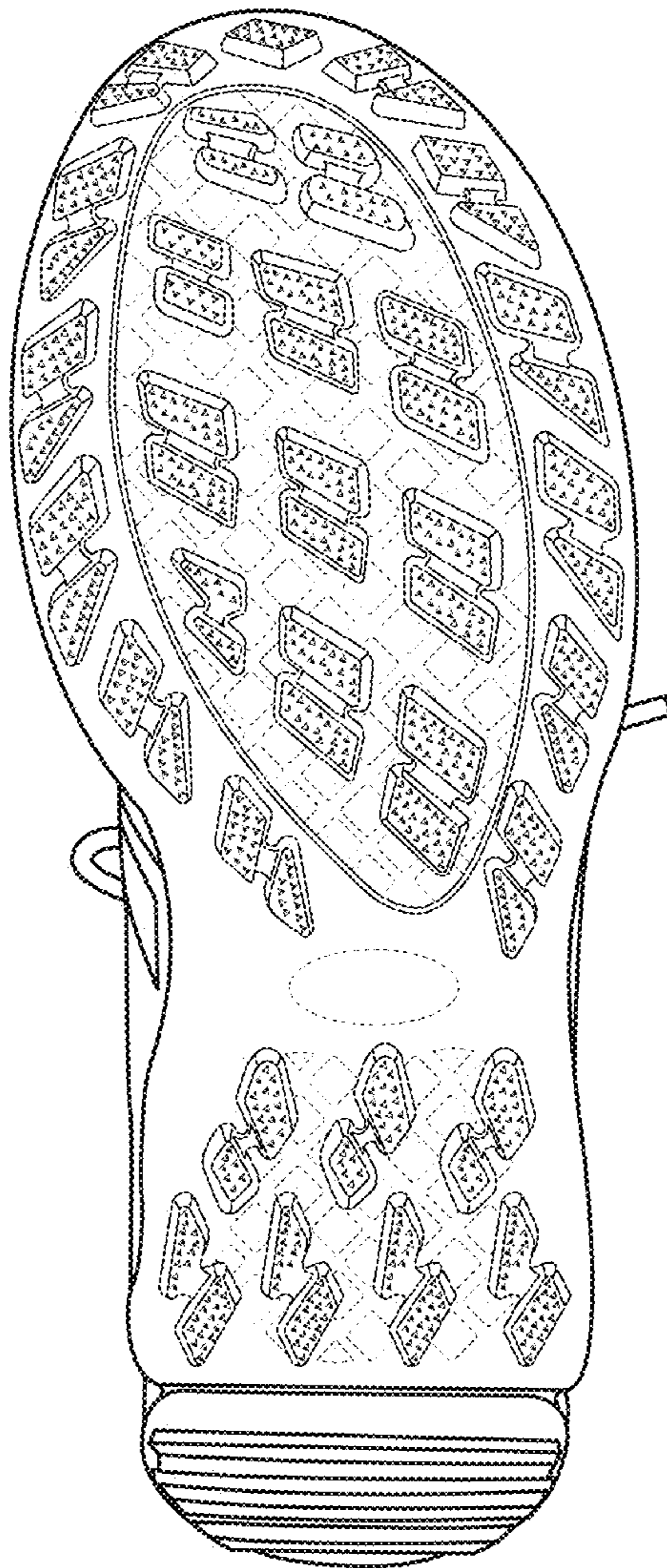


FIG. 7