



US00D986539S

(12) **United States Design Patent**  
**Kozen**

(10) **Patent No.:** **US D986,539 S**

(45) **Date of Patent:** **\*\* May 23, 2023**

(54) **SHOE**

(71) Applicant: **Mark Kozen**, Irvine, CA (US)

(72) Inventor: **Mark Kozen**, Irvine, CA (US)

(\*\*) Term: **15 Years**

(21) Appl. No.: **29/791,710**

(22) Filed: **Feb. 1, 2022**

(51) **LOC (14) Cl.** ..... **02-04**

(52) **U.S. Cl.**  
USPC ..... **D2/908**; D2/907

(58) **Field of Classification Search**  
USPC ..... D2/900, 902–908, 909, 947, 951, 953,  
D2/957, 960, 969, 973  
CPC .... A43B 5/00; A43B 5/08; A43B 5/10; A43B  
1/00; A43B 1/02; A43B 1/10; A43B 1/14;  
A43B 23/00; A43B 23/02; A43B 23/021;  
A43B 23/0215; A43B 23/0235; A43B  
23/025; A43B 23/026; A43B 7/08; A43B  
7/085

See application file for complete search history.

(56) **References Cited**

**U.S. PATENT DOCUMENTS**

D236,560 S	9/1975	Senter	
D237,427 S	11/1975	Thornberry	
D253,796 S *	1/1980	Wechsler	D2/952
D253,797 S *	1/1980	Wechsler	D2/952
D379,112 S *	5/1997	McDonald	D2/903
D405,241 S *	2/1999	Gillespie	A43B 3/0031 D2/900
D472,696 S	4/2003	Magro	
D507,864 S	8/2005	Robbins et al.	
D511,609 S *	11/2005	Magro	D2/952
D615,734 S	5/2010	Di Nucci	
D651,387 S	1/2012	Van Zyll De Jong et al.	
D655,490 S *	3/2012	LaRusso	D2/952
D666,798 S	9/2012	Now	

D758,710 S	6/2016	Bacon	
D780,416 S *	3/2017	Huang	D2/951
D822,972 S	7/2018	Lam et al.	
D833,126 S	11/2018	Laska	
D847,480 S	5/2019	Khalife	
D888,381 S	6/2020	Chao	
D910,284 S *	2/2021	Sassi	D2/907
D936,337 S *	11/2021	Campara	A43B 3/0078 D2/907
D936,943 S *	11/2021	Papp	D2/947
D958,499 S *	7/2022	Ammon	D2/960
D960,534 S *	8/2022	Dunham	D2/900
D965,259 S *	10/2022	Van De Stouwe	D2/907
D970,857 S *	11/2022	Kim	D2/954

(Continued)

**FOREIGN PATENT DOCUMENTS**

TW D207192 S 9/2020

*Primary Examiner* — Leanne Was-Englehart

*Assistant Examiner* — Yelizaveta Y Masalimova

(74) *Attorney, Agent, or Firm* — Squire Patent Consulting & IP Law LLC; Brendan E. Squire


(57) **CLAIM**

The ornamental design for a shoe, as shown and described.

**DESCRIPTION**

FIG. 1 is a front perspective view of a shoe, showing my new design;  
FIG. 2 is a front elevation view thereof;  
FIG. 3 is a rear elevation view thereof;  
FIG. 4 is a left side elevation view thereof;  
FIG. 5 is a right side elevation view thereof;  
FIG. 6 is a top plan view thereof;  
FIG. 7 is a bottom plan view thereof; and,  
FIG. 8 is a bottom perspective view thereof.  
The broken lines shown in the drawings illustrate portions of the shoe that form no part of the claimed design.

**1 Claim, 5 Drawing Sheets**



(56)

**References Cited**

U.S. PATENT DOCUMENTS

2013/0036628 A1\* 2/2013 Hussey ..... A43B 3/0078  
36/87  
2021/0186158 A1\* 6/2021 Capone ..... A43B 3/0031

\* cited by examiner




FIG. 1




FIG. 2

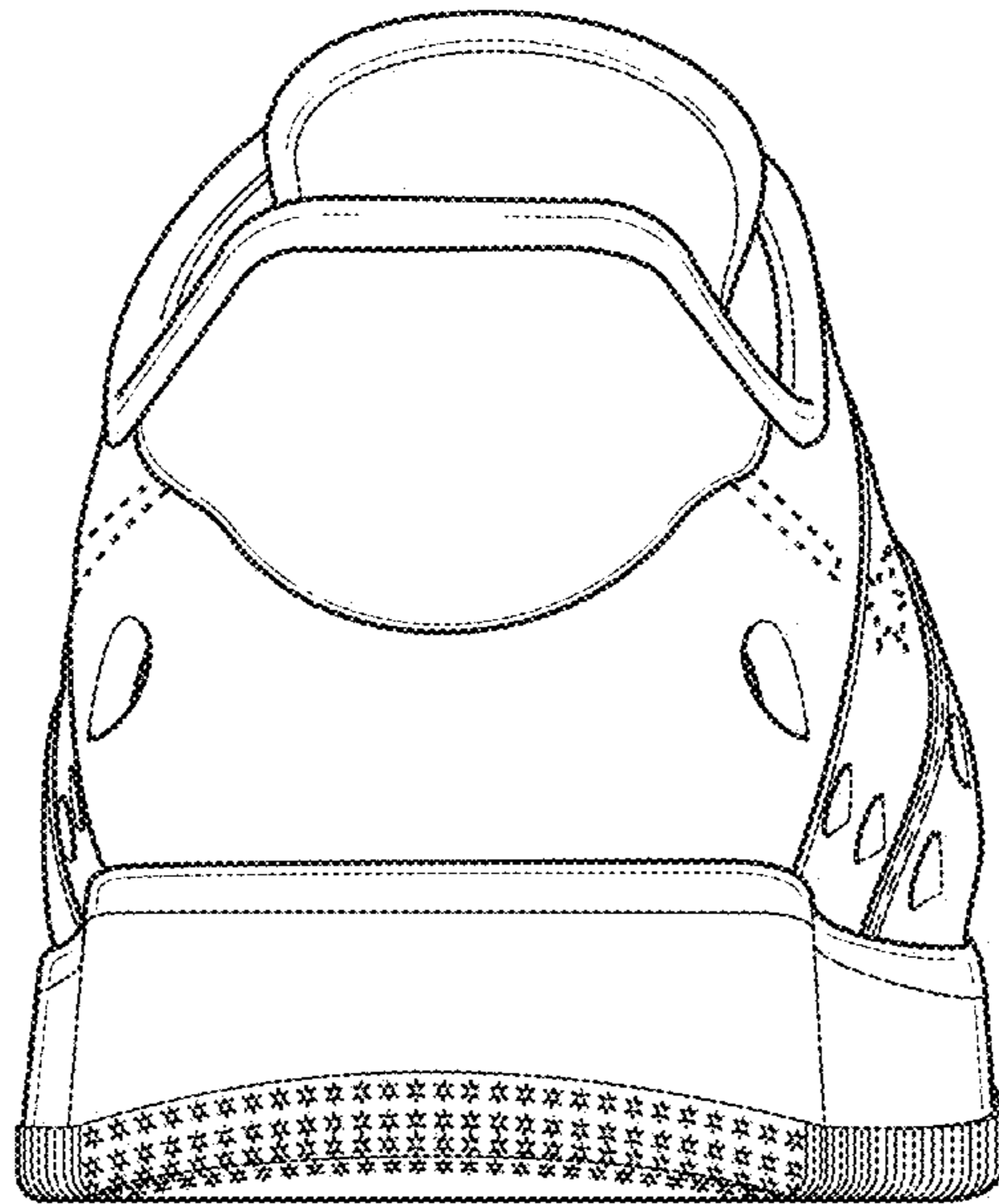


FIG. 3

FIG. 4

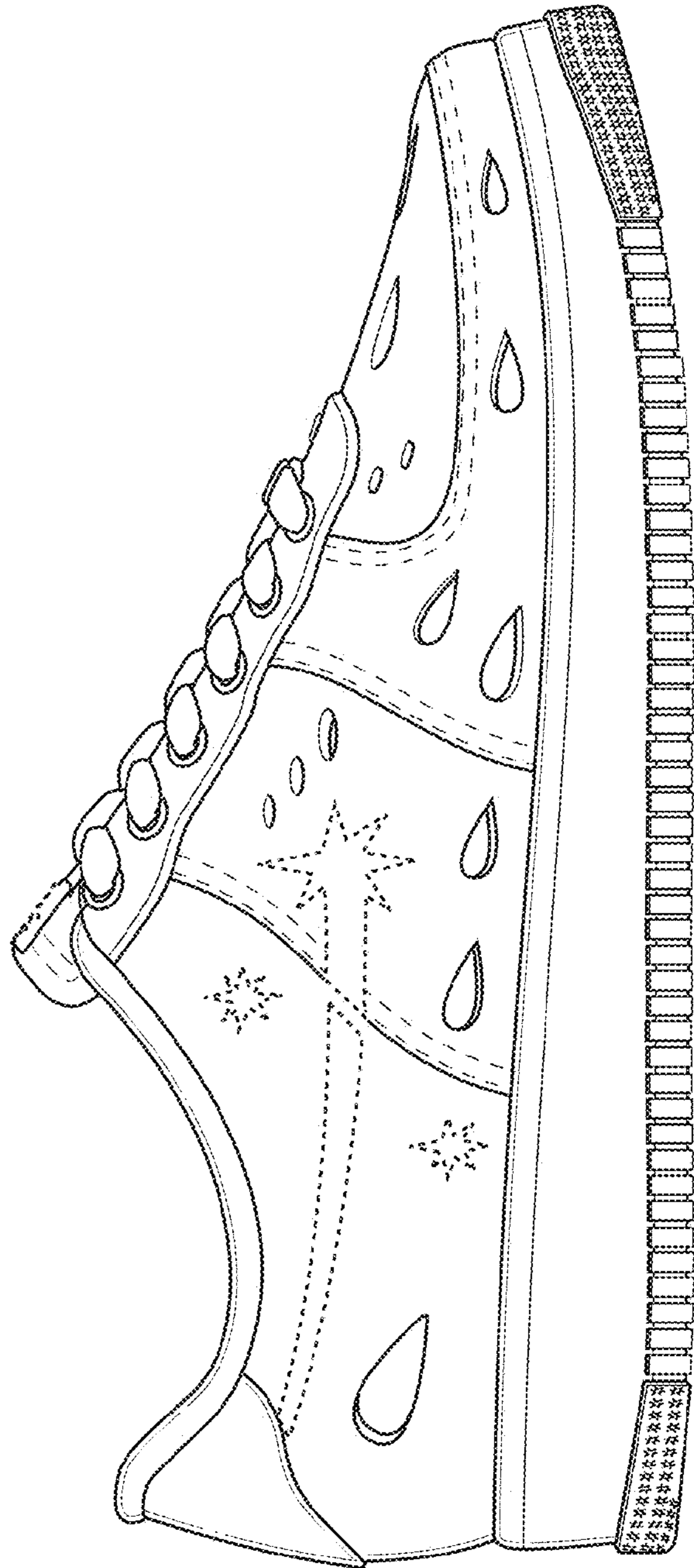
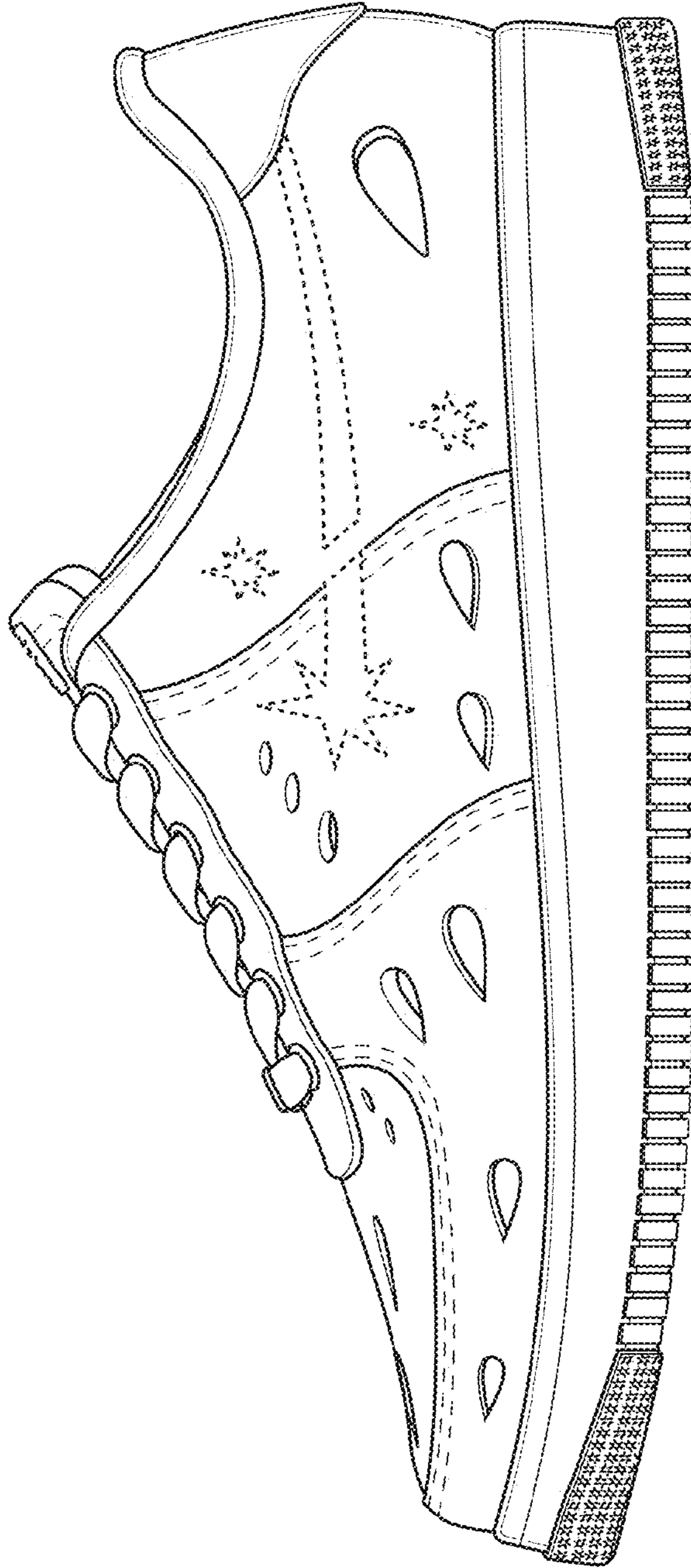


FIG. 5

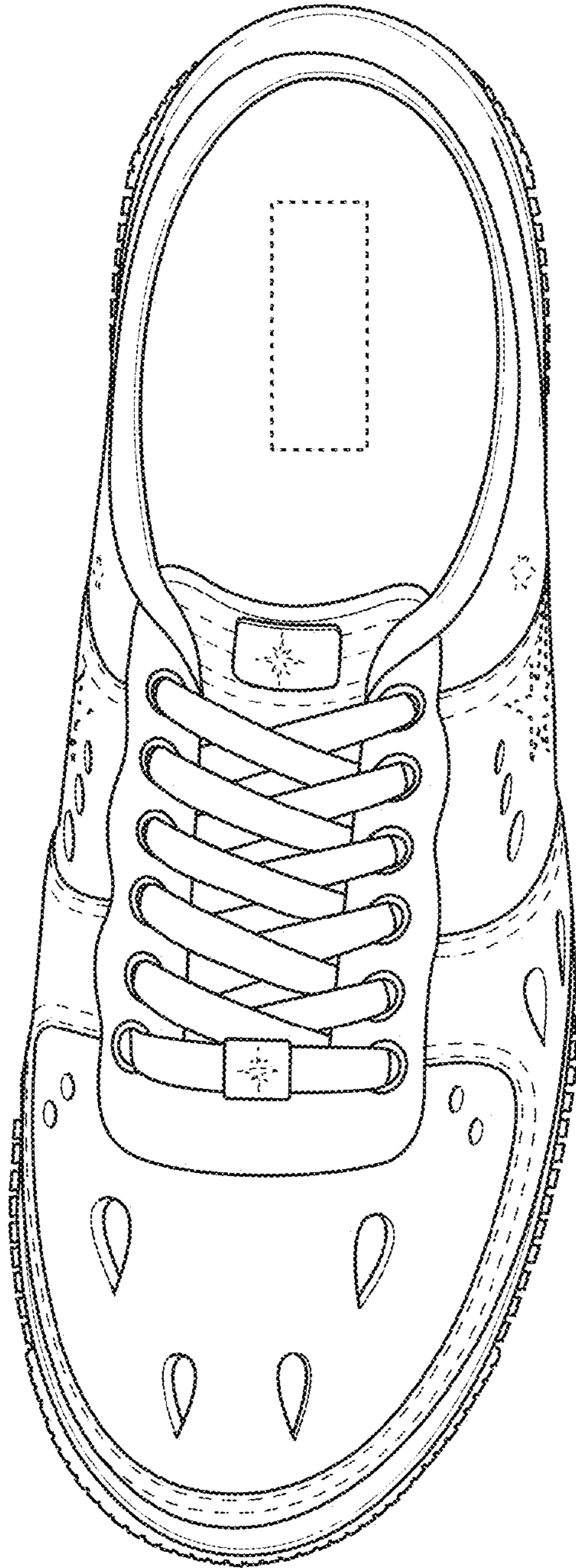


FIG. 6

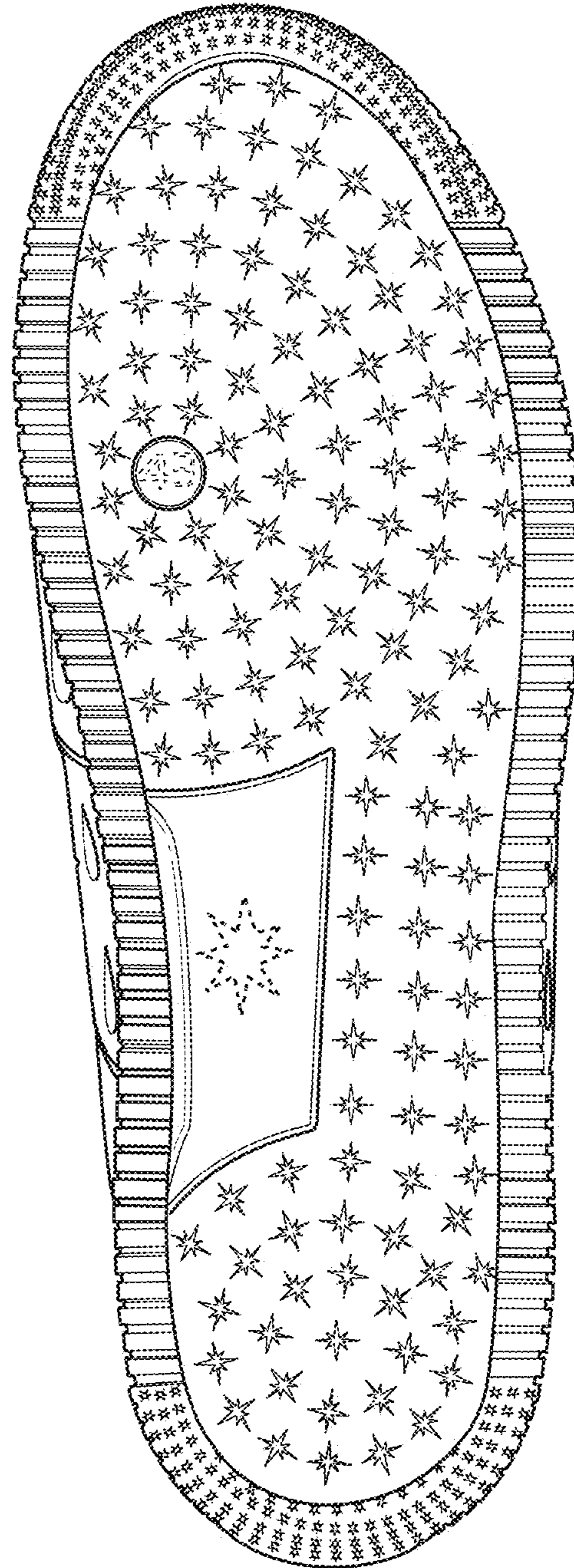


FIG. 7

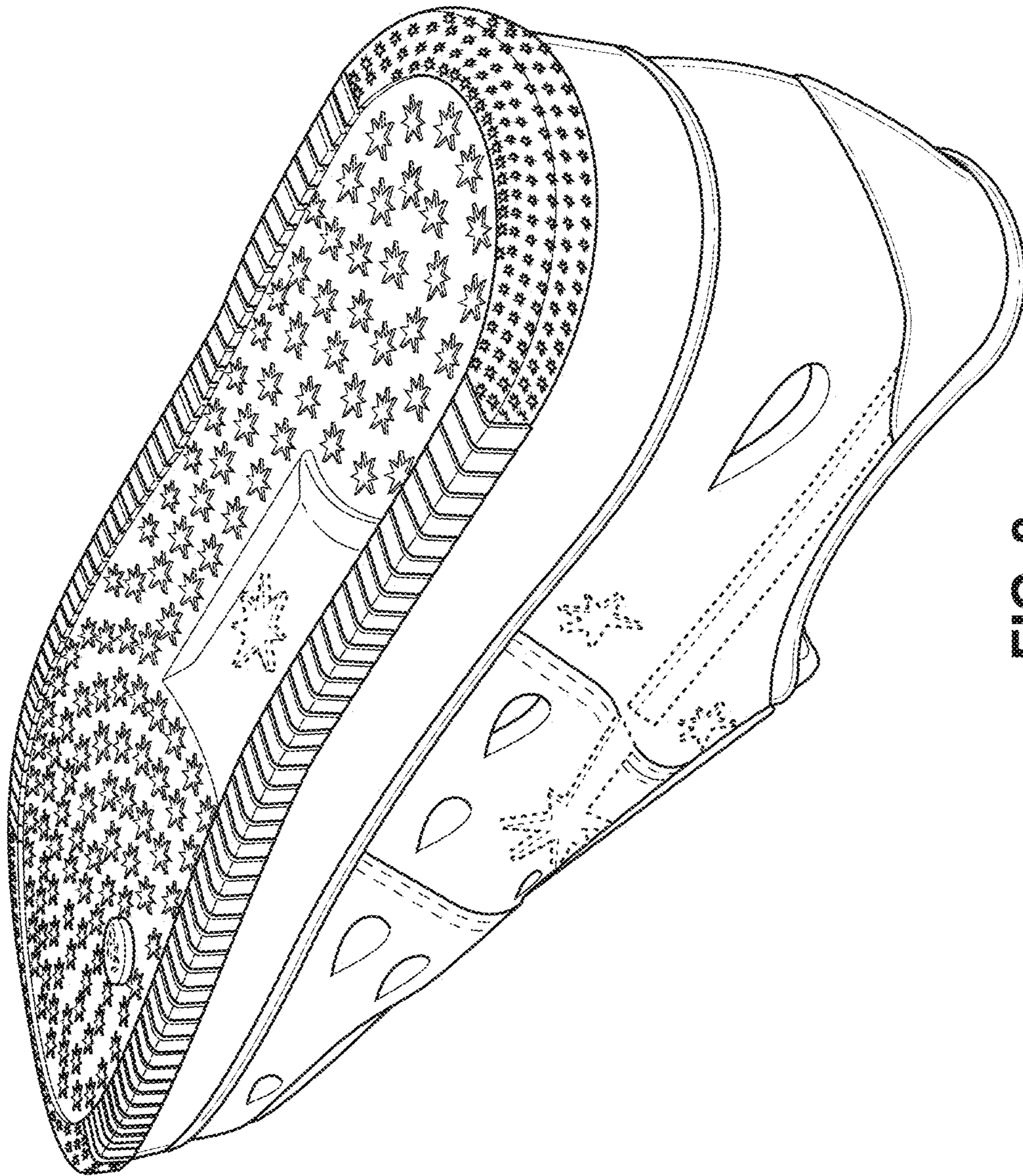


FIG. 8