



US00D986523S

(12) **United States Design Patent** (10) **Patent No.:** **US D986,523 S**
Metzel et al. (45) **Date of Patent:** **** May 16, 2023**

(54) **V-TRIM BROOM**
(71) Applicant: **Carl Freudenberg KG**, Weinheim (DE)
(72) Inventors: **Doug Metzel**, Lombard, IL (US); **Robert Ancheta**, Aurora, IL (US)
(73) Assignee: **Carl Freudenberg KG**, Weinheim (DE)

D454,001 S * 3/2002 Mink D4/127
D472,716 S * 4/2003 Hay D32/50
D473,057 S * 4/2003 Chan D32/50
D497,723 S * 11/2004 Sickler D4/135
D499,555 S * 12/2004 Molek D4/199
D509,659 S * 9/2005 Weaver D4/135
D511,250 S * 11/2005 Hay D4/135
D537,255 S * 2/2007 Berti D4/199

(Continued)

(**) Term: **15 Years**

(21) Appl. No.: **29/728,541**

(22) Filed: **Mar. 19, 2020**

(51) **LOC (14) Cl.** **07-05**

(52) **U.S. Cl.**
USPC **D32/50**

(58) **Field of Classification Search**
USPC D32/50-52; D4/116, 132, 138, 199, D4/134-135
CPC A47L 13/24; A47L 13/10; A47L 13/12; A47L 13/258; A47L 13/146; A47L 13/16
See application file for complete search history.

(56) **References Cited**

U.S. PATENT DOCUMENTS

2,648,860 A * 8/1953 Le Febvre A46D 7/00 15/171
D269,827 S * 7/1983 Clark D4/135
D287,539 S * 12/1986 Wilson D32/50
D318,762 S * 8/1991 Rueb D4/135
D359,853 S * 7/1995 Haug D4/129
5,517,710 A * 5/1996 Hisey A46B 15/00 15/160
D371,003 S * 6/1996 Wolfenden D4/135
D380,615 S * 7/1997 Roberts D4/135
D383,269 S * 9/1997 Berti D32/50
D384,506 S * 10/1997 Canni Ferrari D32/51
D387,910 S * 12/1997 Berti D32/51
D421,846 S * 3/2000 Choe D4/135

FOREIGN PATENT DOCUMENTS

WO WO D026578-001 * 6/1993

OTHER PUBLICATIONS

Amazon.com: O-Cedar Power Corner Large Angle Broom: image review 2017, <https://www.amazon.com/dp/B004TR6H9I?tag=gistg-20&linkCode=ogi&th=1>, site visited Mar. 13, 2021.*

(Continued)

Primary Examiner — John R Yeh
(74) *Attorney, Agent, or Firm* — Leydig, Voit & Mayer, Ltd.


(57) **CLAIM**

The ornamental design for the V-trim broom, as shown and described.

DESCRIPTION

FIG. 1 is a perspective view showing our new design for a V-trim broom;
FIG. 2 is a first side elevation view thereof;
FIG. 3 is a second side elevation view thereof;
FIG. 4 is a front elevation view thereof;
FIG. 5 is a rear elevation view thereof;
FIG. 6 is a top plan view thereof; and,
FIG. 7 is a bottom plan view thereof.
The broken lines in the drawings depict portions of the V-trim broom that form no part of the claimed design.

1 Claim, 6 Drawing Sheets



(56)

References Cited

U.S. PATENT DOCUMENTS

D548,979	S *	8/2007	Dotterman	D4/199
D571,559	S *	6/2008	Riaz	D4/135
D587,417	S *	2/2009	Sartori	D4/135
8,161,592	B2 *	4/2012	Weis	A46B 5/0095
					15/171
D658,837	S *	5/2012	Ediger	D32/50
D717,548	S *	11/2014	Lim	D4/135
D739,148	S *	9/2015	Lim	D4/135
D764,733	S *	8/2016	Kandasamy	D32/50
D786,565	S *	5/2017	Lauridsen	D4/135
9,675,167	B2 *	6/2017	Xavier	A46B 9/028
D798,519	S *	9/2017	Libman	D32/50
D814,131	S *	3/2018	Metzel	D32/50
D819,908	S *	6/2018	Danko	D32/50
D853,671	S *	7/2019	Beyda	D32/50
10,743,736	B1 *	8/2020	Miller	A47L 13/16
2002/0088072	A1 *	7/2002	Cavalheiro	A46B 5/0095
					15/159.1
2004/0148720	A1 *	8/2004	Laux	A46B 15/00
					15/114
2005/0015905	A1 *	1/2005	Boyer	A46B 3/06
					15/159.1
2005/0060831	A1 *	3/2005	Berti	A47L 13/52
					15/257.2
2006/0117511	A1 *	6/2006	Weaver	A46B 7/04
					15/175
2020/0253370	A1 *	8/2020	Wood	A46B 15/0044

OTHER PUBLICATIONS

V shape soft broom, Hygieneforall website 2021, site visited Jul. 2, 2021, hygiebdforall.com.*

* cited by examiner

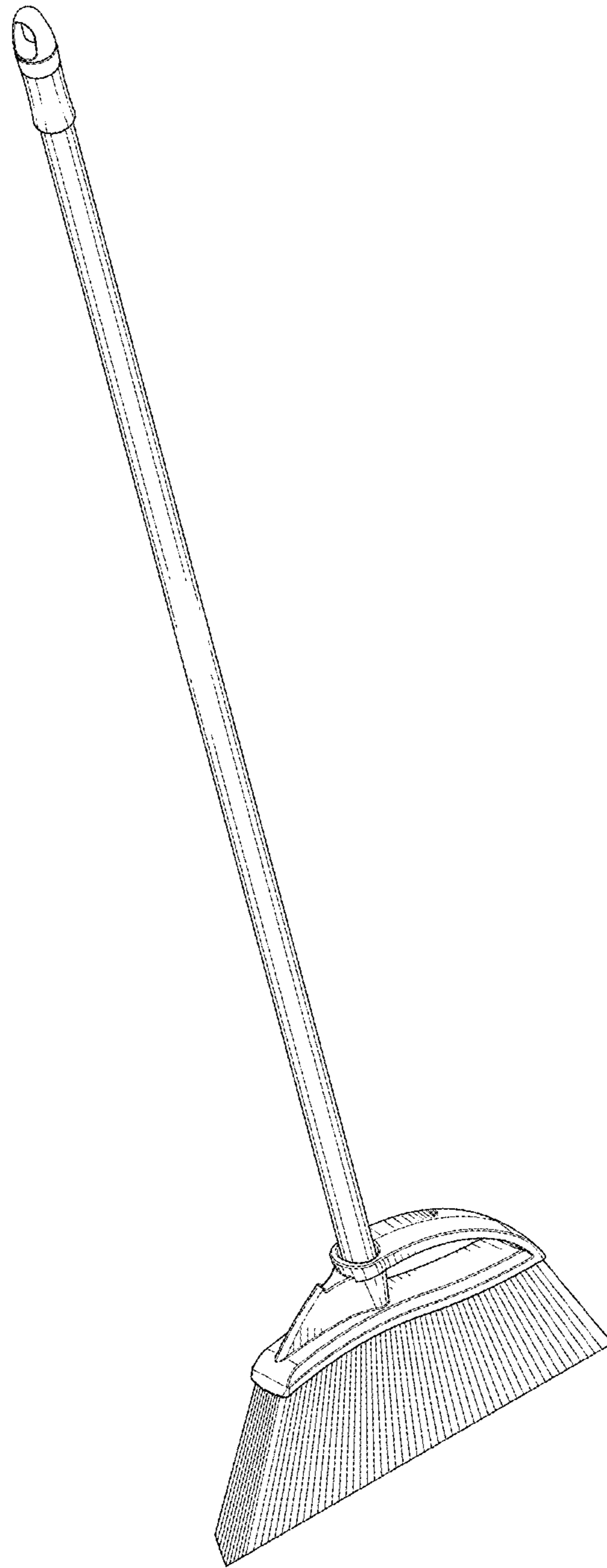


FIG. 1




FIG. 2




FIG. 3

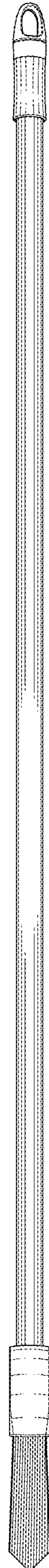


FIG. 4

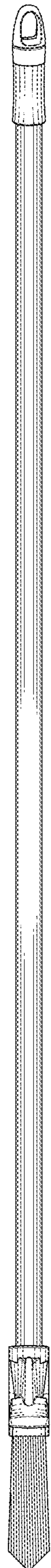


FIG. 5



FIG. 6

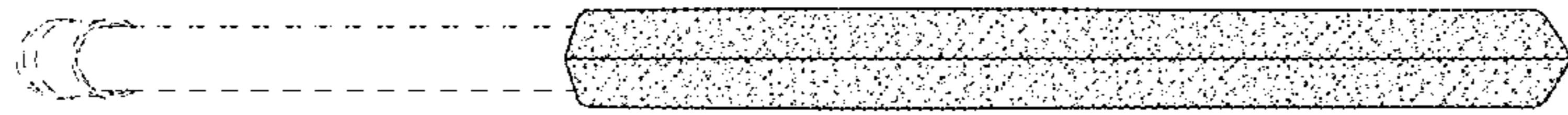


FIG. 7