



US00D986508S

(12) **United States Design Patent** (10) **Patent No.:** **US D986,508 S**
Martin (45) **Date of Patent:** **** May 16, 2023**

(54) **HAIR BOW CLIP HOLDER**

(71) Applicant: **Kirsten Anna Martin**, Grottoes, VA
(US)

(72) Inventor: **Kirsten Anna Martin**, Grottoes, VA
(US)

(73) Assignee: **J & K Inspirations LLC**

(**) Term: **15 Years**

(21) Appl. No.: **29/770,676**

(22) Filed: **Feb. 15, 2021**

(51) **LOC (14) Cl.** **28-03**

(52) **U.S. Cl.**
USPC **D28/73**

(58) **Field of Classification Search**
USPC D28/10, 36, 44.2, 73, 76, 77, 78, 82, 83,
D28/85, 91, 91.1, 93, 99; D9/420, 423,
D9/743, 744, 430, 432, 732, 422;
D3/901, 284; D6/513, 514, 570, 553,
D6/682.2
CPC A45D 33/00; A45D 33/003; A45D 33/006;
A45D 33/008; A45D 33/18; A45D 33/20;
A45D 33/22; A45D 33/24; A45D 40/22;
A45D 40/24; A45D 2040/0012; A45C
11/008; A45C 11/26; A45C 2011/007;
A45C 9/00

See application file for complete search history.

(56) **References Cited**

U.S. PATENT DOCUMENTS

5,050,745 A * 9/1991 Sanders A45C 11/16
211/85.2
D353,501 S * 12/1994 Kral D6/567
D363,185 S * 10/1995 Thompson D6/315
D364,296 S * 11/1995 Eldridge D6/513
D365,704 S * 1/1996 Brown D6/682.2
D367,972 S * 3/1996 Valls D6/682.2
D428,533 S * 7/2000 Carroll D28/73

D474,353 S * 5/2003 Gist Skinner D6/682.2
D479,630 S * 9/2003 Lai D28/83
D558,603 S * 1/2008 Priebe D9/732
D659,906 S * 5/2012 Whitman D28/73
D687,244 S * 8/2013 Park D28/73
D723,741 S * 3/2015 Caplan D28/73
D806,570 S * 1/2018 Gelbaum D9/732
D863,815 S * 10/2019 Löwenhielm D6/553
D920,711 S * 6/2021 Li D6/553

(Continued)

OTHER PUBLICATIONS

Joyora Hair Bow Holder . . . [online]; [review published to the internet on May 3, 2021]; [retrieved from the internet on Dec. 14, 2022]; URL: <https://www.amazon.com/Organizer-Instantly-Organizes-Accessories-Headbands/dp/B091Q8BDDX> (9 pages). (Year: 2021).*

Primary Examiner — Jasmine Mlinarcik
Assistant Examiner — Victoria A. Rielly
(74) *Attorney, Agent, or Firm* — QuickPatents, LLC;
Kevin Prince

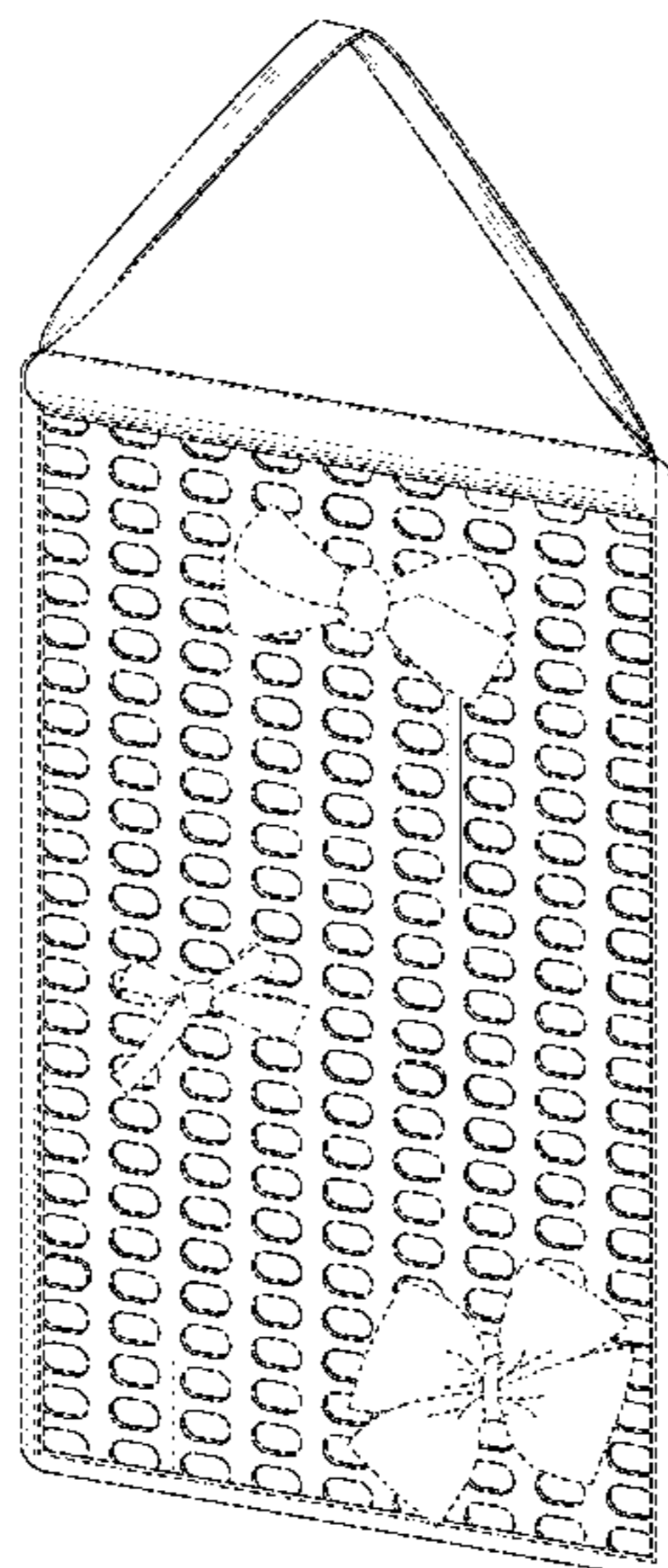
(57) **CLAIM**

The ornamental design for a hair bow clip holder, as shown and described.

DESCRIPTION

FIG. 1 is a perspective view of a hair bow clip holder, showing my new design;
FIG. 2 is a front elevational view thereof, the rear elevational view being a mirror image thereof;
FIG. 3 is a left-side elevational view thereof, the right-side elevational view being a mirror image thereof;
FIG. 4 is a top plan view thereof; and,
FIG. 5 is a bottom plan view thereof.
The broken lines showing hair bow clips in FIG. 1 depict environmental matter and form no part of the claimed design. The remaining broken lines represent stitching, and are part of the claimed design.

1 Claim, 3 Drawing Sheets



(56)

References Cited

U.S. PATENT DOCUMENTS

D922,611 S * 6/2021 Lynn D24/229
D927,068 S * 8/2021 Shen D6/320
D942,175 S * 2/2022 Zhang D6/513
2015/0068993 A1* 3/2015 Ye A45C 13/123
211/85.2
2022/0015517 A1* 1/2022 Spencer A45C 13/103

* cited by examiner

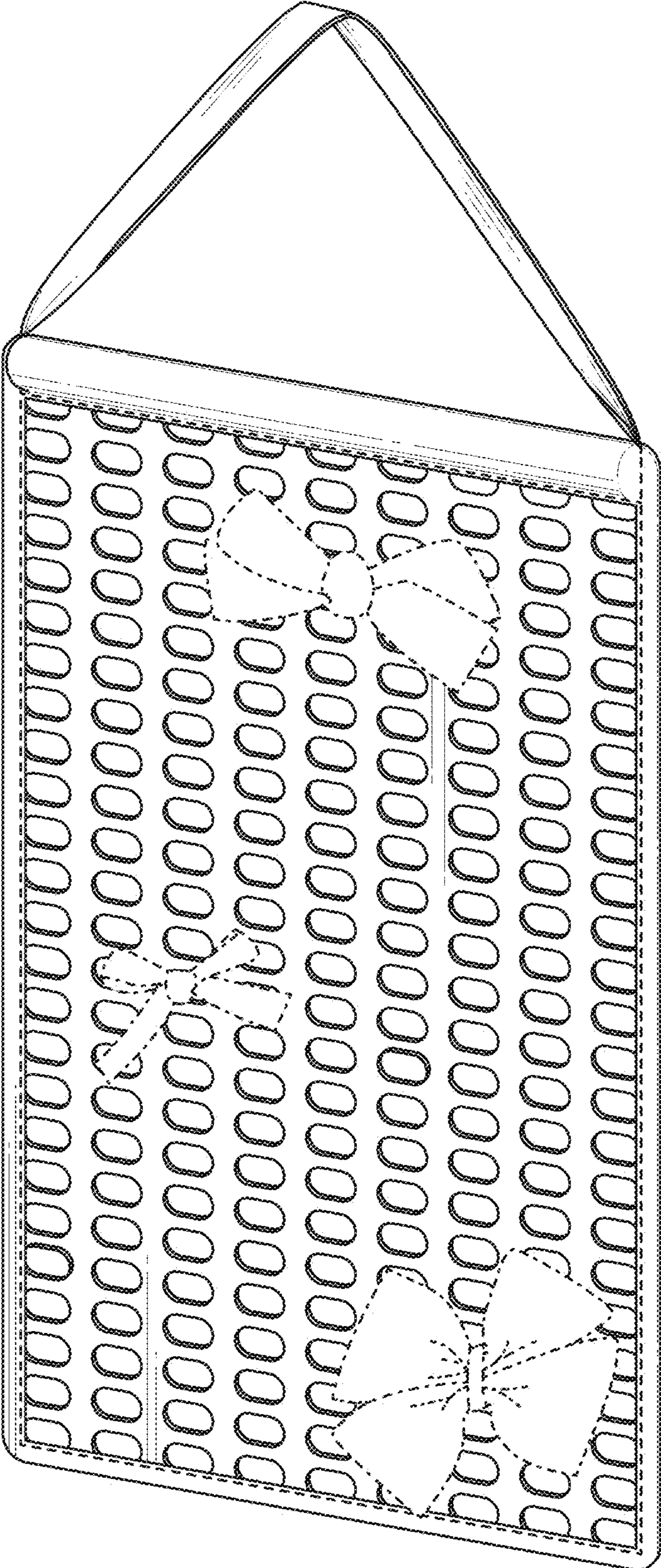


FIG. 1




FIG. 2

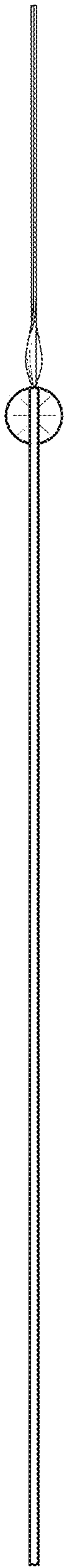


FIG. 3



FIG. 4




FIG. 5