



US00D986497S

(12) **United States Design Patent** (10) **Patent No.:** **US D986,497 S**  
**Abehasera** (45) **Date of Patent:** **\*\* May 16, 2023**

(54) **CLEANING TOOL**  
(71) Applicant: **TRI Innovations, LLC**, Hallandale Beach, FL (US)  
(72) Inventor: **Benyamin Abehasera**, Hallandale Beach, FL (US)  
(73) Assignee: **Benyamin Abehasera**, Hallandale Beach, FL (US)

D893,198 S \* 8/2020 Kaicker ..... D4/138  
D917,050 S \* 4/2021 Loria ..... D24/155  
D947,544 S \* 4/2022 Miller ..... D4/132  
2020/0015579 A1 \* 1/2020 Barad ..... A46B 9/021  
2020/0069039 A1 \* 3/2020 Hwang ..... A46B 5/0041  
2022/0022634 A1 \* 1/2022 Rybacek ..... A46B 5/0095

\* cited by examiner

(\*\*) Term: **15 Years**

*Primary Examiner* — Rebecca Tsehaye  
(74) *Attorney, Agent, or Firm* — Geoffrey Lottenberg;  
Berger Singerman LLP

(21) Appl. No.: **29/779,173**

(57) **CLAIM**

The ornamental design for a cleaning tool, as shown and described.

(22) Filed: **Apr. 16, 2021**

(51) **LOC (14) Cl.** ..... **27-99**

**DESCRIPTION**

(52) **U.S. Cl.**  
USPC ..... **D27/196**

(58) **Field of Classification Search**  
USPC ..... D27/196, 194; D4/100, 101, 135, 130,  
D4/132, 138, 199  
CPC ..... A46B 5/0095; A46B 5/02; A46B 5/21;  
A46B 5/00; A46B 15/0087; A46B 15/00;  
A46B 2200/3013; A46B 2200/3026;  
A46B 2200/40  
See application file for complete search history.

FIG. 1 is a perspective view of a cleaning tool, showing my new design;  
FIG. 2 is a front side elevation view of the cleaning tool of FIG. 1;  
FIG. 3 is a rear side elevation view of the cleaning tool of FIG. 1;  
FIG. 4 is a left side elevation view of the cleaning tool of FIG. 1;  
FIG. 5 is a right side elevation view of the cleaning tool;  
FIG. 6 is a top plan view of the cleaning tool of FIG. 1; and  
FIG. 7 is a bottom plan view of the cleaning tool of FIG. 1; and,  
FIG. 8 is an exploded perspective plan view of the cleaning tool of FIG. 1.


The broken lines in the drawings depict portions of the cleaning tool that form no part of the claimed design.

(56) **References Cited**

U.S. PATENT DOCUMENTS

D253,913 S \* 1/1980 Sullivan ..... D27/196  
D827,308 S \* 9/2018 Nicoline ..... D4/138  
D829,006 S \* 9/2018 Richards ..... A46B 5/02  
D4/138  
D845,646 S \* 4/2019 Nicoline ..... D4/138

**1 Claim, 5 Drawing Sheets**



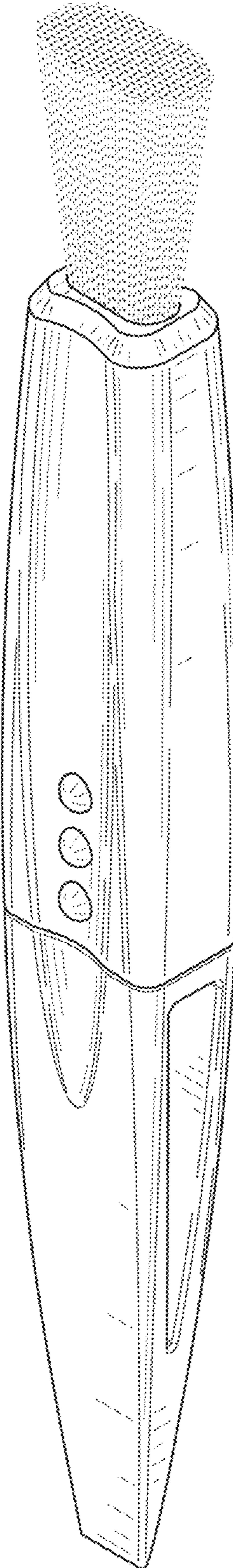


FIG. 1

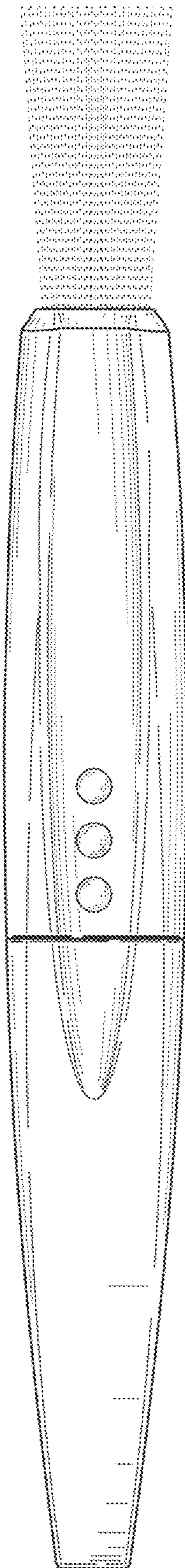


FIG. 2




FIG. 3




FIG. 4

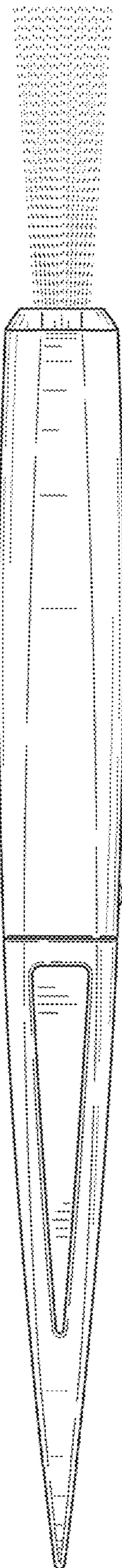


FIG. 5




FIG. 6

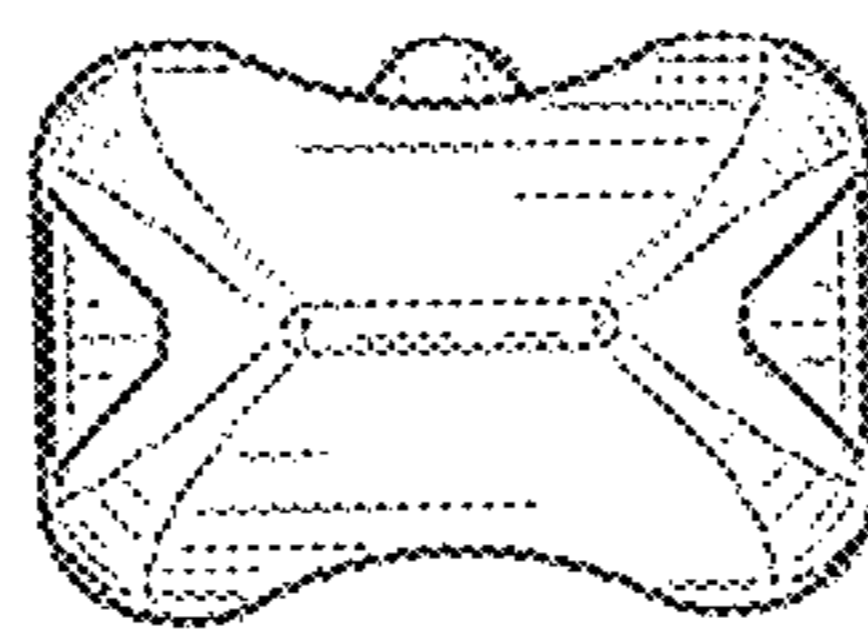


FIG. 7

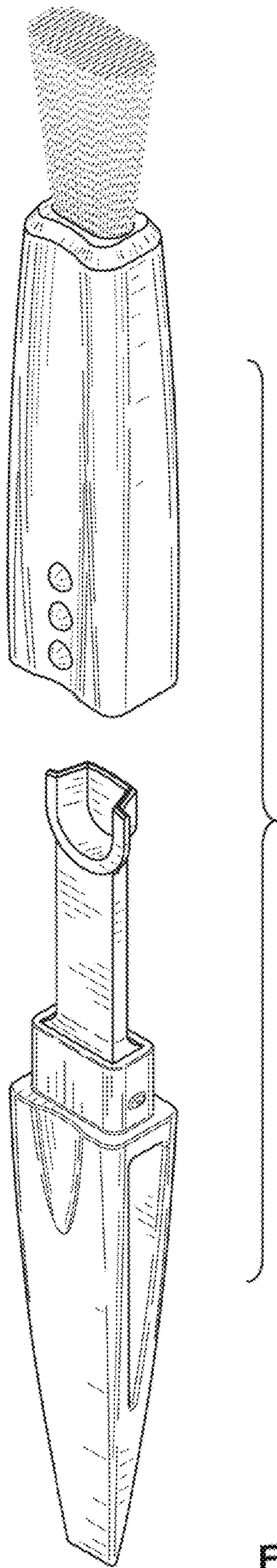


FIG. 8