



US00D986490S

(12) **United States Design Patent** (10) **Patent No.:** **US D986,490 S**
Tung (45) **Date of Patent:** **** May 16, 2023**

(54) **CASE FOR SMOKERS' ACCESSORY**
(71) Applicant: **Philip Morris Products S.A.**,
Neuchâtel (CH)
(72) Inventor: **Jeffrey Tung**, San Francisco, CA (US)
(73) Assignee: **Philip Morris Products S.A.**,
Neuchâtel (CH)
(**) Term: **15 Years**
(21) Appl. No.: **29/789,521**
(22) Filed: **Sep. 28, 2021**

(30) **Foreign Application Priority Data**

Mar. 30, 2021 (EM) 008478556-0001
Mar. 30, 2021 (EM) 008478556-0002
Mar. 30, 2021 (EM) 008478556-0003
Mar. 30, 2021 (EM) 008478556-0004
Mar. 30, 2021 (EM) 008478556-0005
Mar. 30, 2021 (EM) 008478556-0006

(51) **LOC (14) Cl.** **27-06**

(52) **U.S. Cl.**
USPC **D27/186; D3/269**

(58) **Field of Classification Search**
USPC D27/186, 172, 183, 184, 187-189;
D3/201, 203.1-203.8, 205, 212, 226, 230,
D3/243, 247, 249, 263, 269
CPC A24F 15/02; A24F 15/06; A24F 15/00
See application file for complete search history.

(56) **References Cited**

U.S. PATENT DOCUMENTS

8,528,780 B2 * 9/2013 Houghton A24F 15/14
221/121
D788,364 S * 5/2017 Chen D27/163
D843,052 S * 3/2019 Powell D27/163
D904,401 S * 12/2020 Wu D14/363

D905,902 S * 12/2020 Ryczek D27/172
D924,473 S * 7/2021 Powell D27/162
D930,893 S * 9/2021 Powell D27/162
D947,446 S * 3/2022 Hearn D27/162
D953,613 S * 5/2022 Powell D27/162
D957,130 S * 7/2022 Tung D3/299
D961,909 S * 8/2022 Egge D3/203.3
D963,239 S * 9/2022 Powell D27/162
2020/0345960 A1 * 11/2020 Begin A24F 40/40

(Continued)

Primary Examiner — Rebecca Tsehaye

(74) *Attorney, Agent, or Firm* — Oblon, McClelland,
Maier & Neustadt, L.L.P.

(57) **CLAIM**

The ornamental design for a case for smokers' accessory, as shown and described.

DESCRIPTION

FIG. 1 is a front, top, and right side perspective view of a first embodiment of a case for smokers' accessory showing the new design.

FIG. 2 is a front elevational view thereof.

FIG. 3 is a rear elevational view thereof.

FIG. 4 is a top plan view thereof.

FIG. 5 is a bottom plan view thereof.

FIG. 6 is a right side elevational view thereof.

FIG. 7 is a left side elevational view thereof.

FIG. 8 is a front, top, and right side perspective view of a second embodiment of a case for smokers' accessory showing the new design.

FIG. 9 is a front elevational view thereof.

FIG. 10 is a rear elevational view thereof.

FIG. 11 is a top plan view thereof.


FIG. 12 is a bottom plan view thereof.

FIG. 13 is a right side elevational view thereof.

FIG. 14 is a left side elevational view thereof; and,

FIG. 15 is a front, top, and right side perspective view thereof in an open position.

1 Claim, 15 Drawing Sheets



(56)

References Cited

U.S. PATENT DOCUMENTS

2022/0362130 A1* 11/2022 Midori Laga A61Q 5/00
2022/0364157 A1* 11/2022 Hogan C12Q 1/686

* cited by examiner




FIG. 1




FIG. 2




FIG. 3

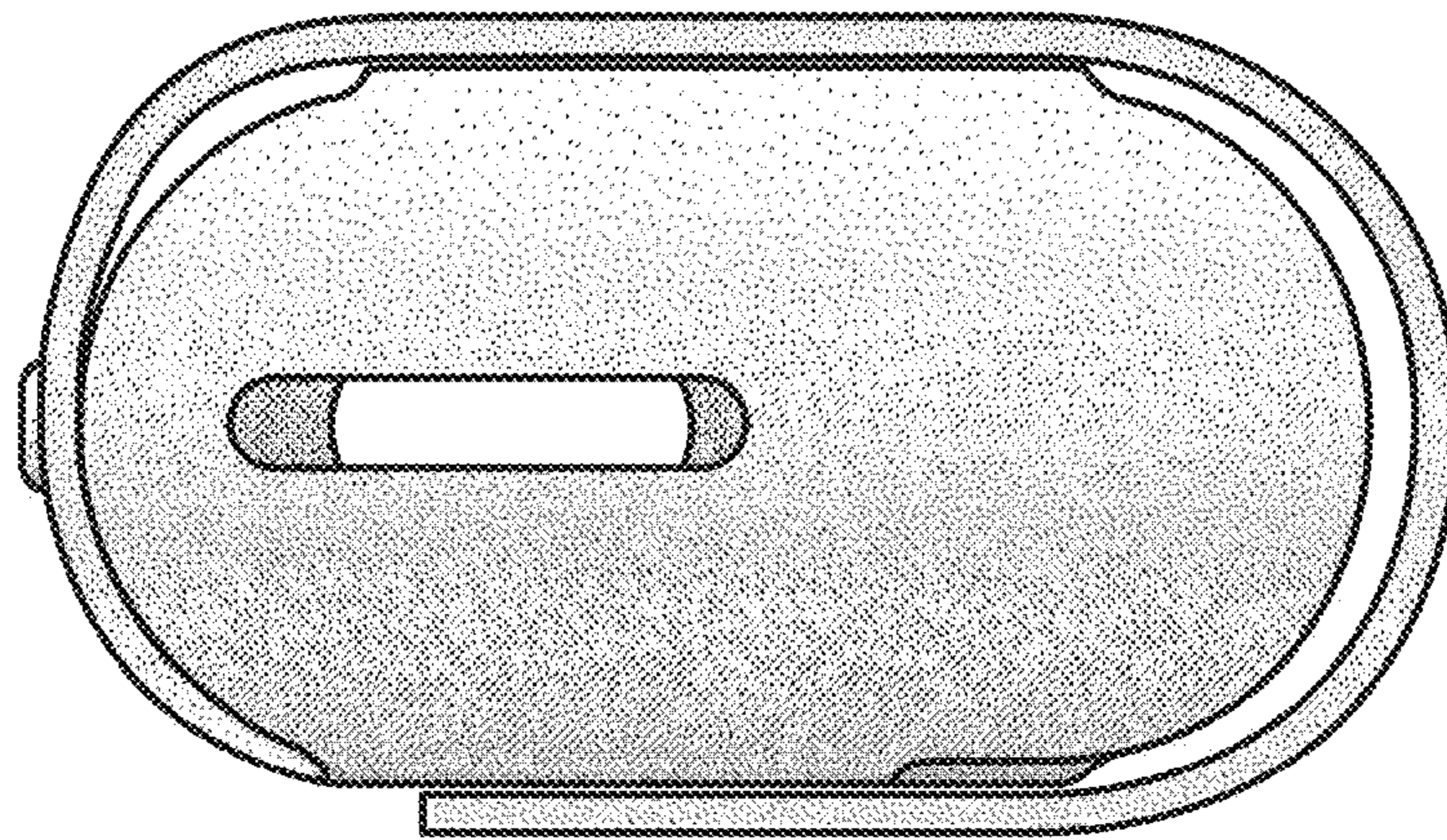


FIG. 4

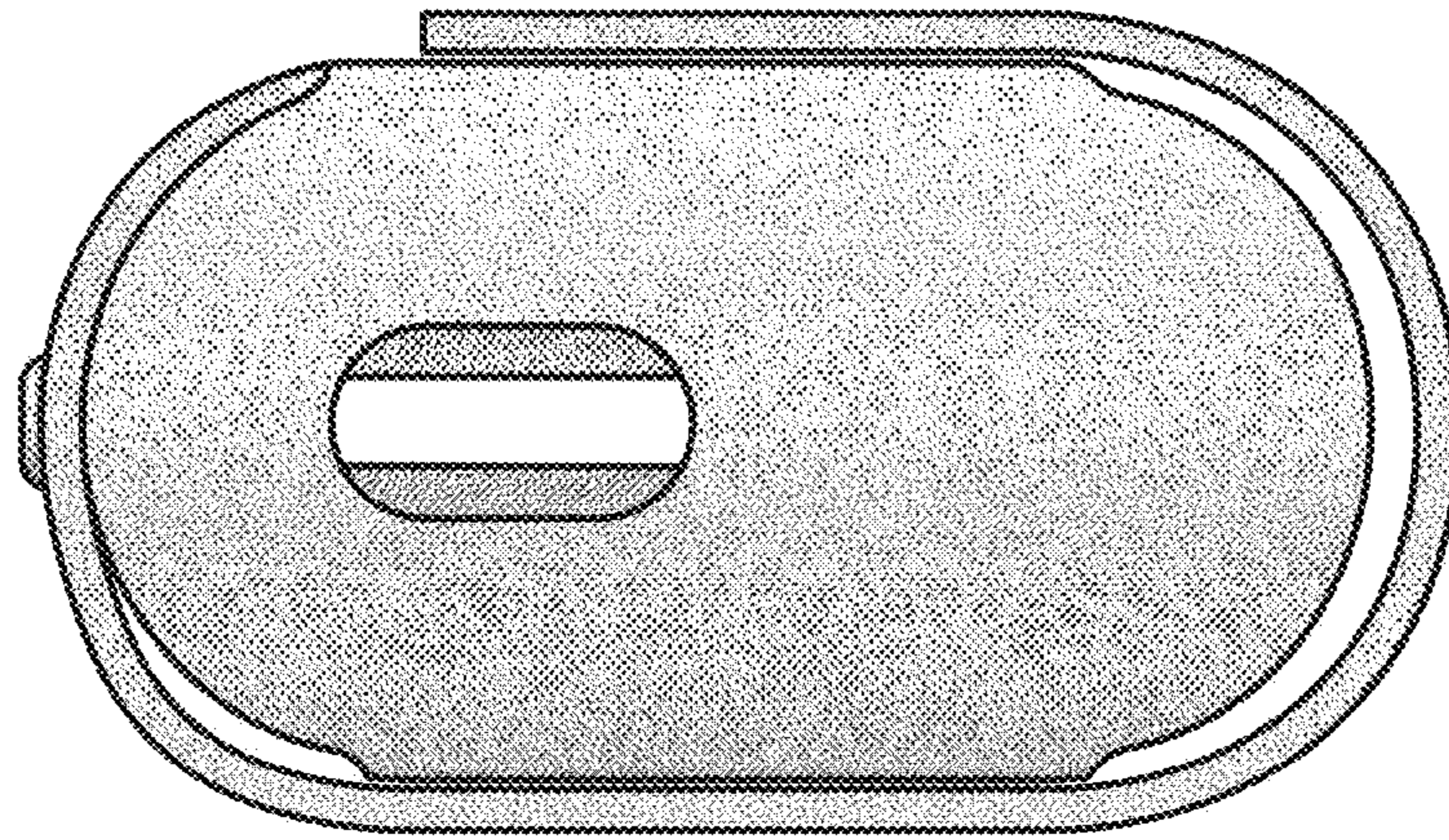


FIG. 5




FIG. 6




FIG. 7




FIG. 8




FIG. 9




FIG. 10

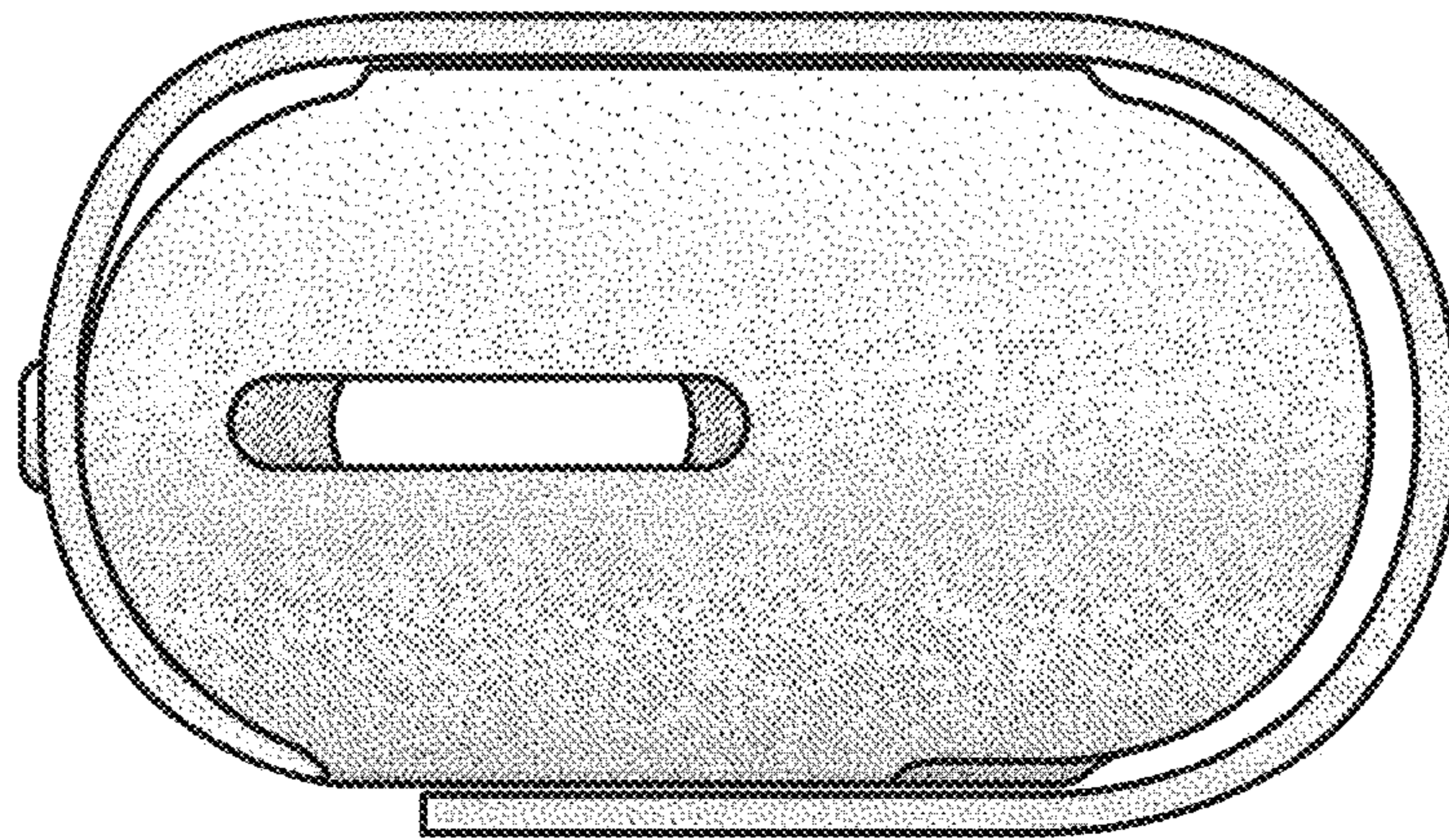


FIG. 11

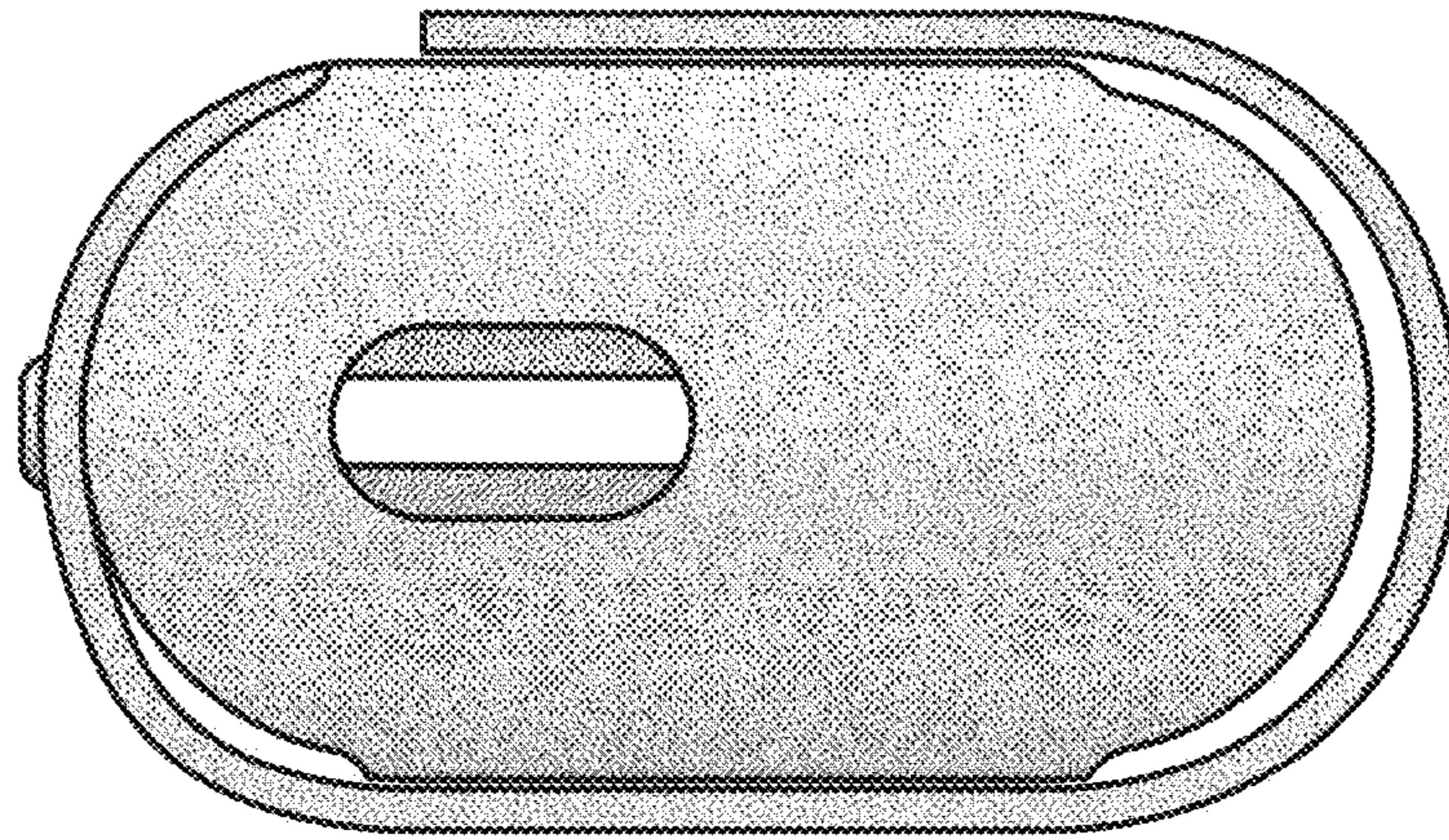


FIG. 12




FIG. 13




FIG. 14

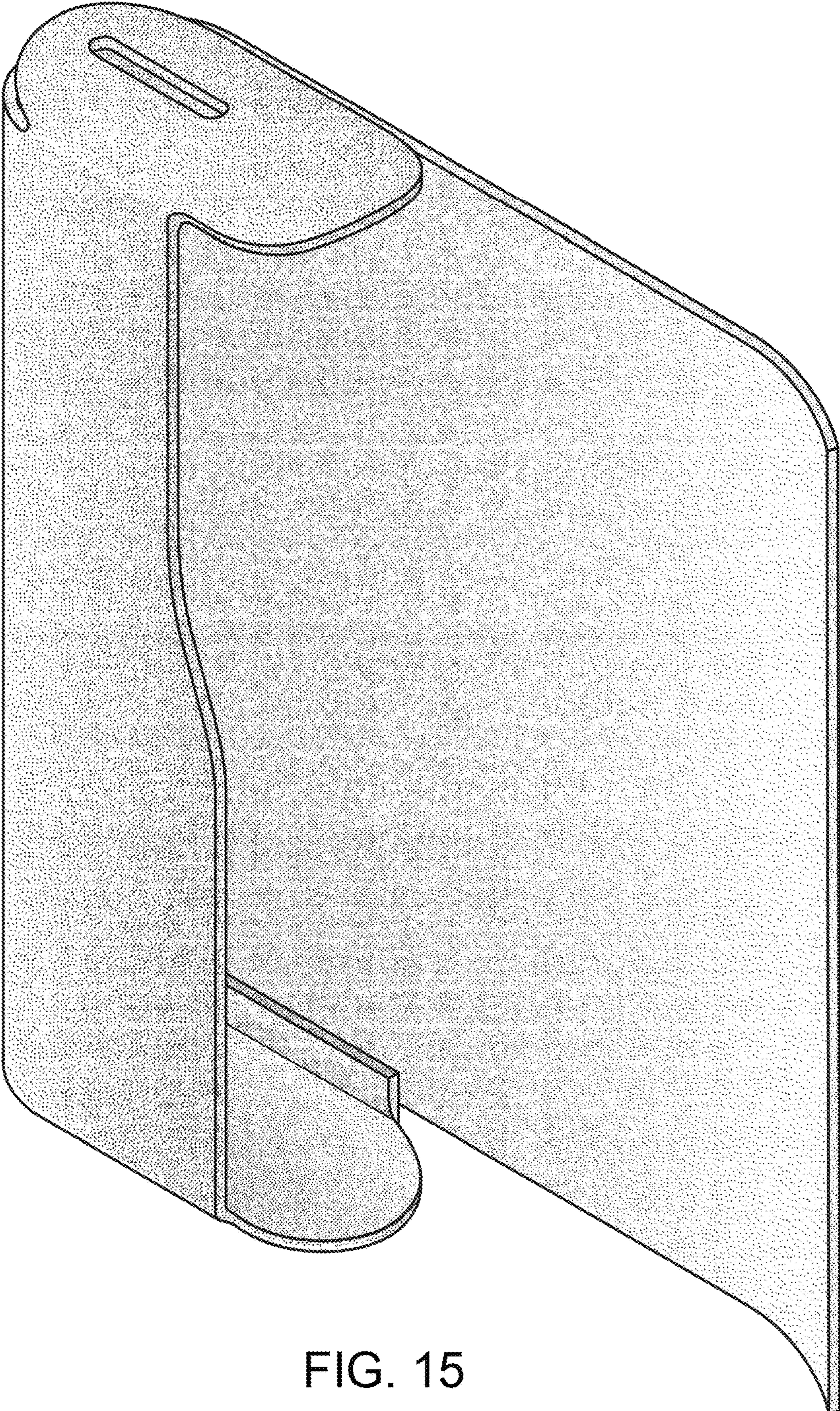


FIG. 15