



US00D986486S

(12) **United States Design Patent** (10) **Patent No.:** **US D986,486 S**
Huang et al. (45) **Date of Patent:** **** May 16, 2023**

(54) **ELECTRONIC CIGARETTE**
(71) Applicant: **Shenzhen YouMe Information Technology Co., Ltd, Guangdong (CN)**
(72) Inventors: **Furong Huang, Guangdong (CN); Chaoxian Chen, Guangdong (CN)**
(73) Assignee: **Shenzhen YouMe Information Technology Co., Ltd, Shenzhen (CN)**

D932,096 S * 9/2021 Liu D27/162
D933,288 S * 10/2021 Liu D27/162
D933,289 S * 10/2021 Liu D27/167
D937,473 S * 11/2021 Qiu D27/162
D943,154 S * 2/2022 Liu D27/162
D943,175 S * 2/2022 Chen D27/162
D943,816 S * 2/2022 Liu D27/162
D944,649 S * 3/2022 Cornehl D9/500
D948,780 S * 4/2022 Liu D27/162
D949,469 S * 4/2022 Yang D27/162
D952,243 S * 5/2022 Shi D27/162
D973,265 S * 12/2022 Li D27/162

(**) Term: **15 Years**

OTHER PUBLICATIONS

(21) Appl. No.: **29/807,796**
(22) Filed: **Sep. 15, 2021**
(51) **LOC (14) Cl.** **27-02**
(52) **U.S. Cl.**
USPC **D27/162**
(58) **Field of Classification Search**
USPC D27/162, 100, 101, 163-165, 167, 169, D27/172, 176, 183, 185-194; D23/360, D23/366; D24/110, 110.5; D9/500, 502, D9/516, 519, 545
CPC A24F 47/002; A24F 47/006; A24F 47/00; A61M 15/06
See application file for complete search history.

EGO Vape Battery By Vapingzone found on line (Feb. 9, 2023) <https://www.vapingzone.com/ego-t-battery-510-usb-passthrough-900mah-vape-battery.html> (Mar. 25, 2019).*

* cited by examiner

Primary Examiner — Rebecca Tsehaye

(56) **References Cited**

U.S. PATENT DOCUMENTS

D489,627 S * 5/2004 Klitsner D9/503
D684,311 S * 6/2013 Liu D27/101
D722,956 S * 2/2015 Alima D13/103
D724,264 S * 3/2015 Chambers D27/101
D798,499 S * 9/2017 Elhalwani D27/167
D805,248 S * 12/2017 Chen D27/170
D806,942 S * 1/2018 Qiu D27/101
D893,798 S * 8/2020 Liu D27/162
D899,677 S * 10/2020 Liu D27/162
D906,588 S * 12/2020 Wilson D27/189
D929,647 S * 8/2021 Liu D27/162


(57) **CLAIM**

The ornamental design for an electronic cigarette, as shown and described.

DESCRIPTION

FIG. 1 is a top perspective view of an electronic cigarette showing our new design;
FIG. 2 is a bottom perspective view thereof;
FIG. 3 is a front elevational view thereof;
FIG. 4 is a rear elevational view thereof;
FIG. 5 is a left side view thereof;
FIG. 6 is a right side view thereof;
FIG. 7 is a top plan view thereof; and,
FIG. 8 is a bottom plan view thereof.
The broken lines in the drawings illustrate portions of the electronic cigarette which form no part of the claimed design.

1 Claim, 8 Drawing Sheets



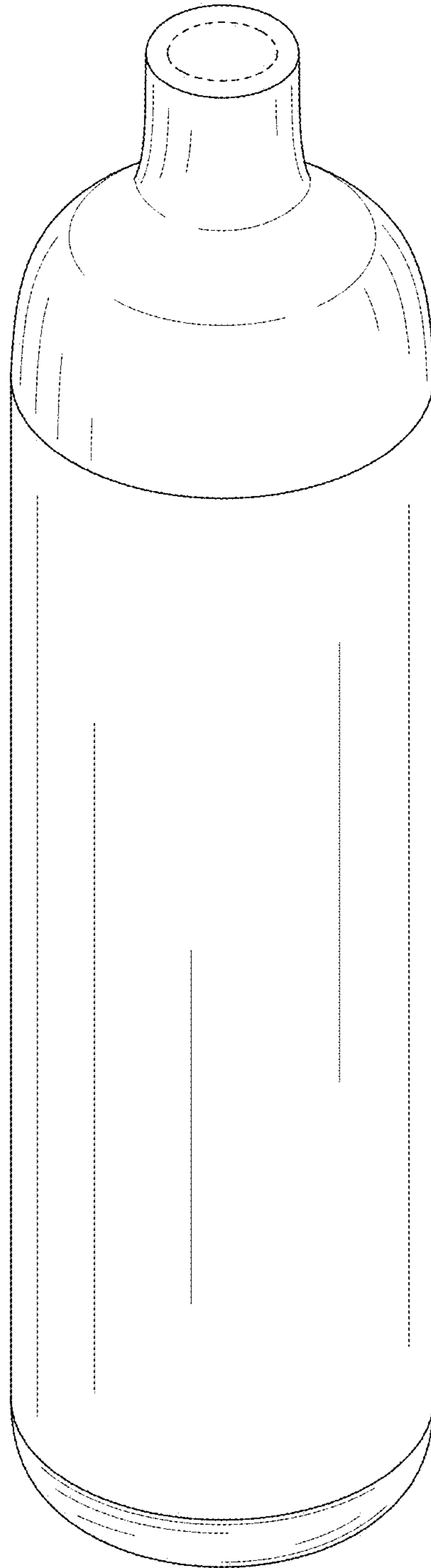


FIG. 1




FIG. 2

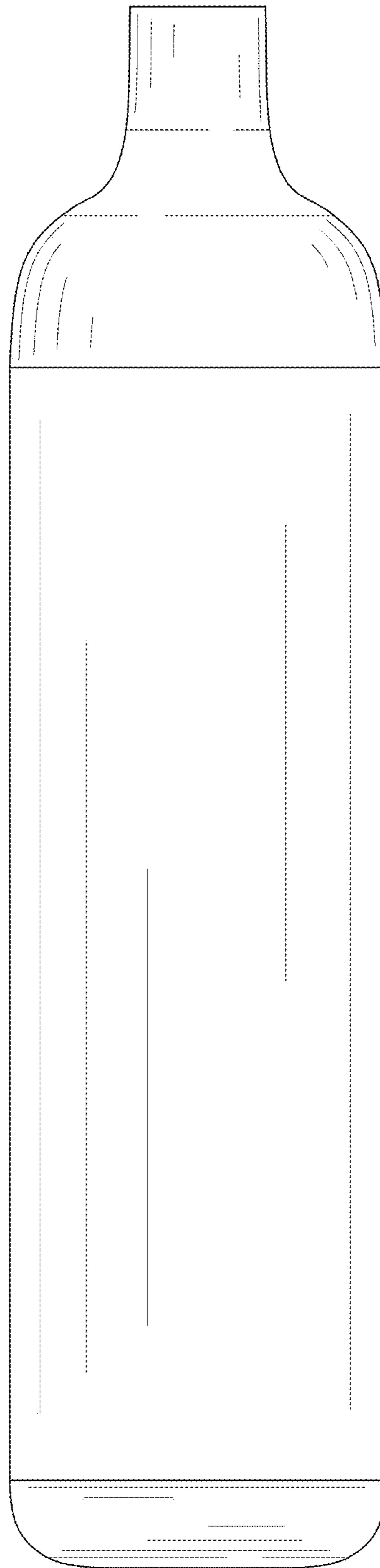


FIG. 3




FIG. 4

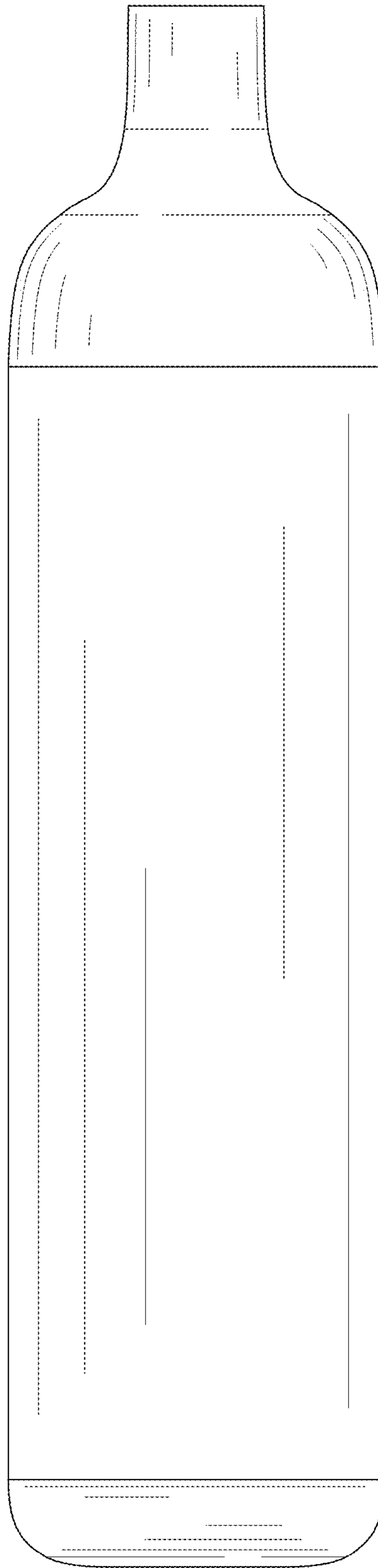


FIG. 5

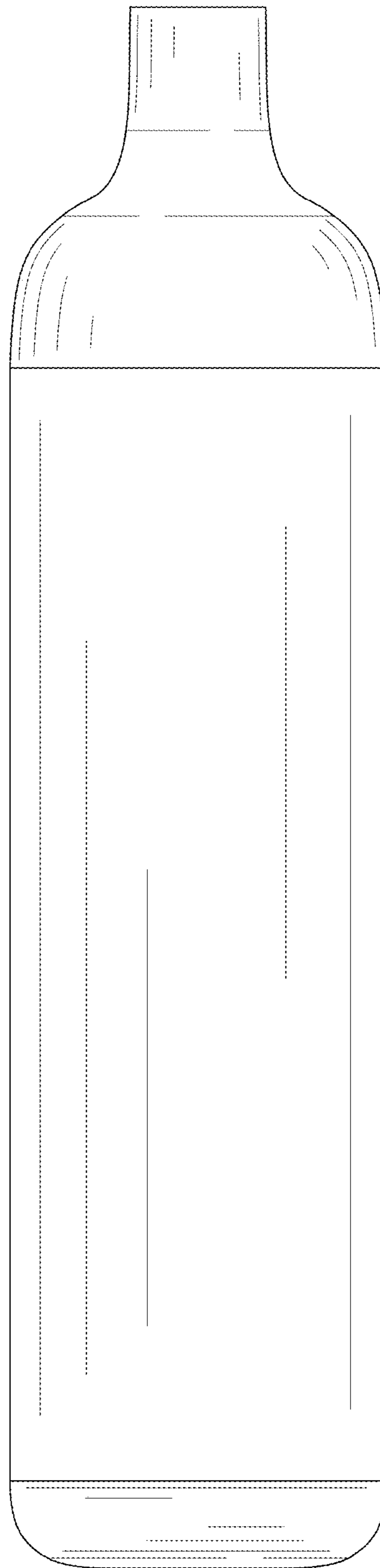


FIG. 6

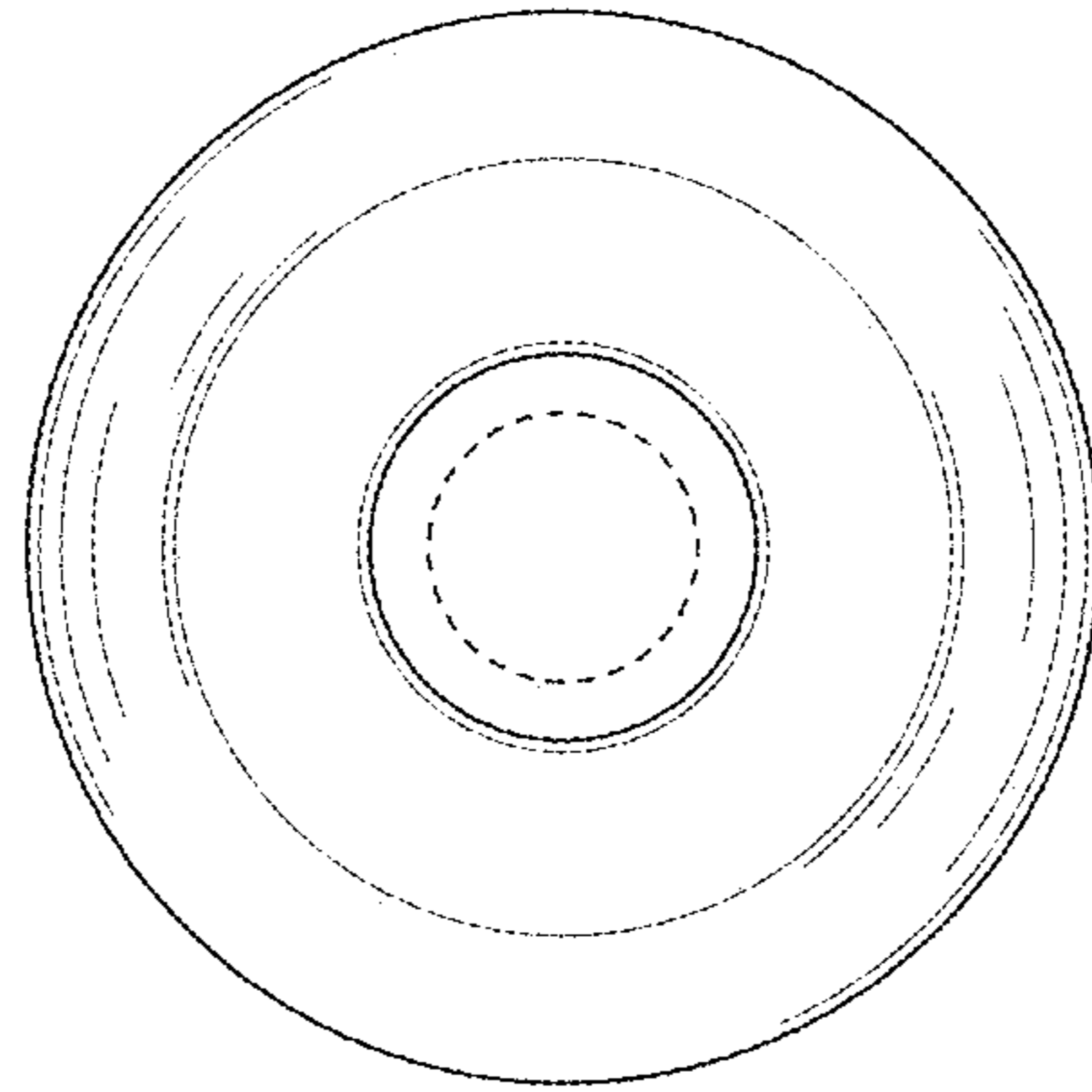


FIG. 7

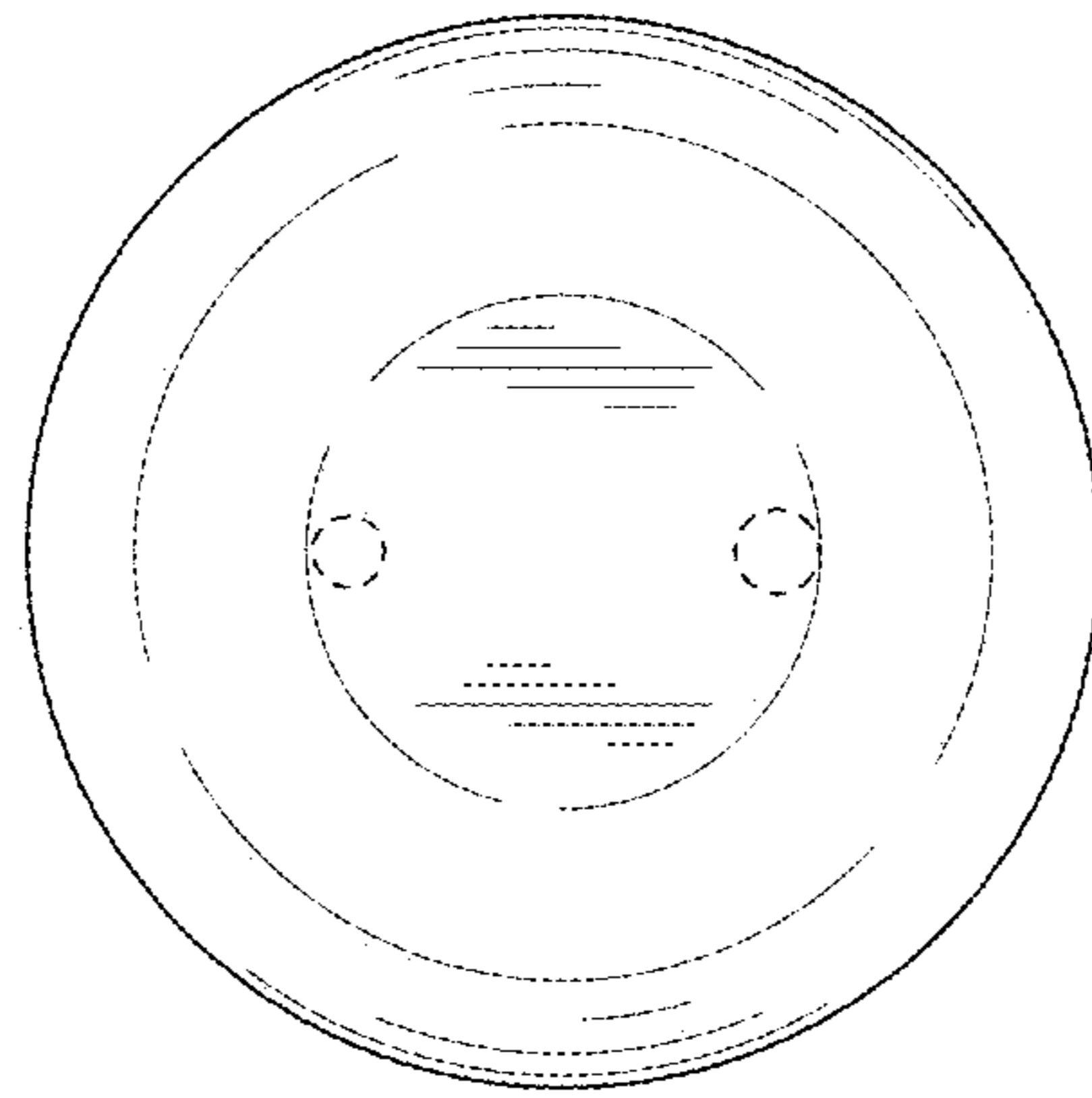


FIG. 8