



US00D986466S

(12) **United States Design Patent** (10) **Patent No.:** **US D986,466 S**
Huang (45) **Date of Patent:** **** May 16, 2023**

(54) **SOLAR LIGHT**
(71) Applicant: **Shan Huang**, Libei Town (CN)
(72) Inventor: **Shan Huang**, Libei Town (CN)
(**) Term: **15 Years**
(21) Appl. No.: **29/778,440**
(22) Filed: **Apr. 13, 2021**
(51) **LOC (14) Cl.** **26-05**
(52) **U.S. Cl.**
USPC **D26/68**; D26/69
(58) **Field of Classification Search**
USPC D26/4-5, 8, 22-23, 40, 67-72, 104, 108,
D26/110-112, 118-119, 128-130,
D26/148-149, 152-153
CPC F21V 21/0824; F21S 8/032; F21S 8/081;
F21S 9/03; F21S 9/032; F21S 9/035;
F21S 9/037; F21S 10/04; F21W 2131/109
See application file for complete search history.

D866,038 S * 11/2019 Zhang D26/68
D880,746 S * 4/2020 Zhang D26/67
D899,659 S * 10/2020 Wang D26/67
D915,640 S * 4/2021 Qin D26/24
D947,436 S * 3/2022 Lin D26/67
D961,832 S * 8/2022 Xiao D26/67
2021/0156544 A1* 5/2021 Freeland F21V 21/10

FOREIGN PATENT DOCUMENTS

CN 201730079573 * 9/2017
CN 201730668890 * 7/2018

* cited by examiner

Primary Examiner — Lakiya G Rogers
Assistant Examiner — Michelle K. Lu
(74) *Attorney, Agent, or Firm* — Xuan Zhang

(57) **CLAIM**

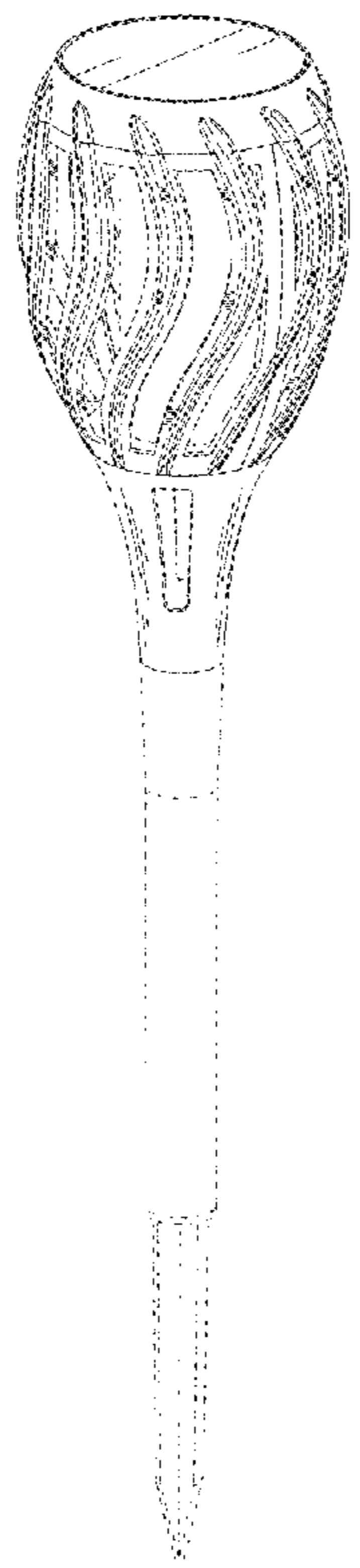
The ornamental design for a solar light, as shown and described.

DESCRIPTION

FIG. 1 is a perspective view of a solar light showing my new design;
FIG. 2 is a left view thereof;
FIG. 3 is a front view thereof;
FIG. 4 is a right view thereof;
FIG. 5 is a rear view thereof;
FIG. 6 is a top view thereof; and,
FIG. 7 is a bottom view thereof.
The broken lines in the drawings depict portions of the solar light that form no part of the claimed design.

1 Claim, 7 Drawing Sheets

(56) **References Cited**
U.S. PATENT DOCUMENTS
D33,555 S * 11/1900 Gothberg D26/149
D523,987 S * 6/2006 Dolan D26/110
D536,478 S * 2/2007 McMinn D26/118
D556,933 S * 12/2007 Sanoner D26/68
D624,683 S * 9/2010 Liang D26/68
D673,728 S * 1/2013 Cartwright D26/142
D816,254 S * 4/2018 Zhang D26/68
D843,041 S * 3/2019 Xiao D26/68
D862,761 S * 10/2019 Li D26/68



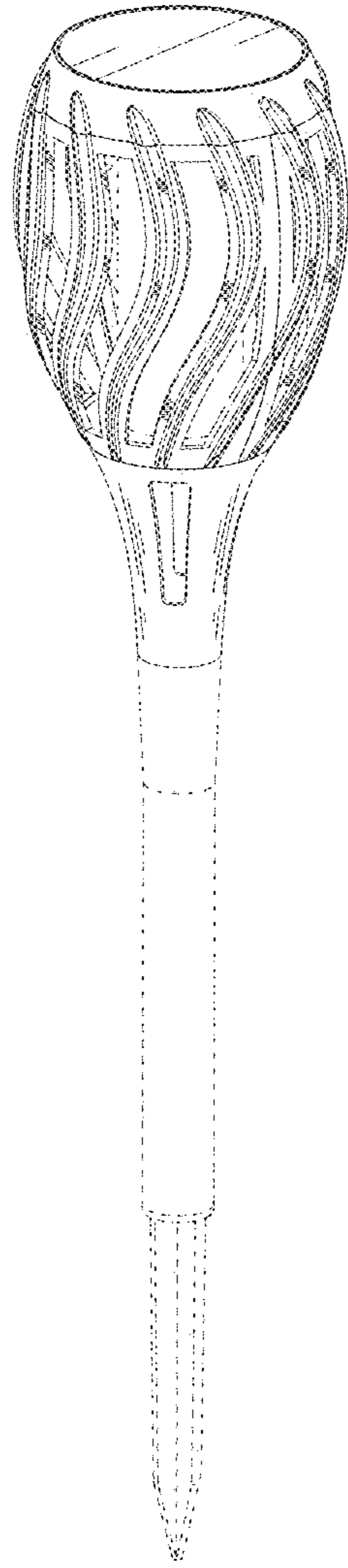


FIG.1

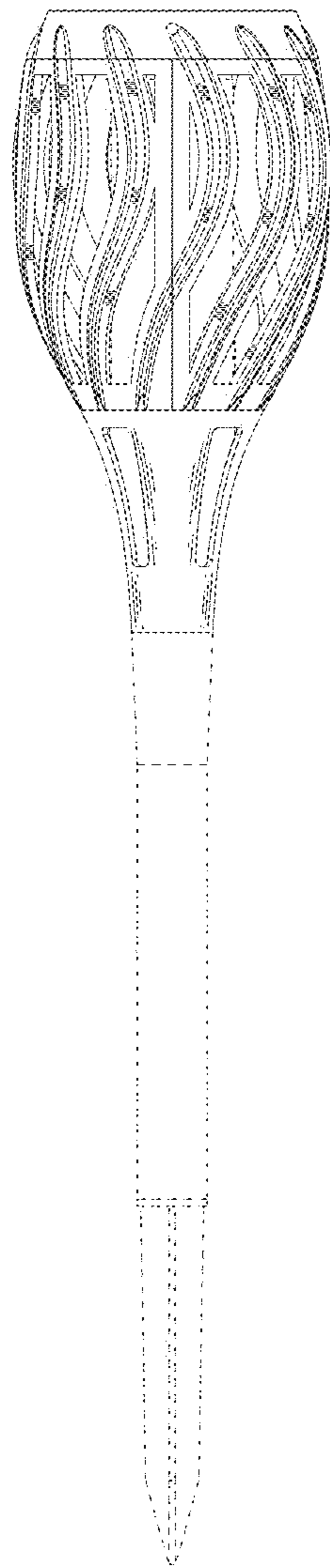


FIG.2

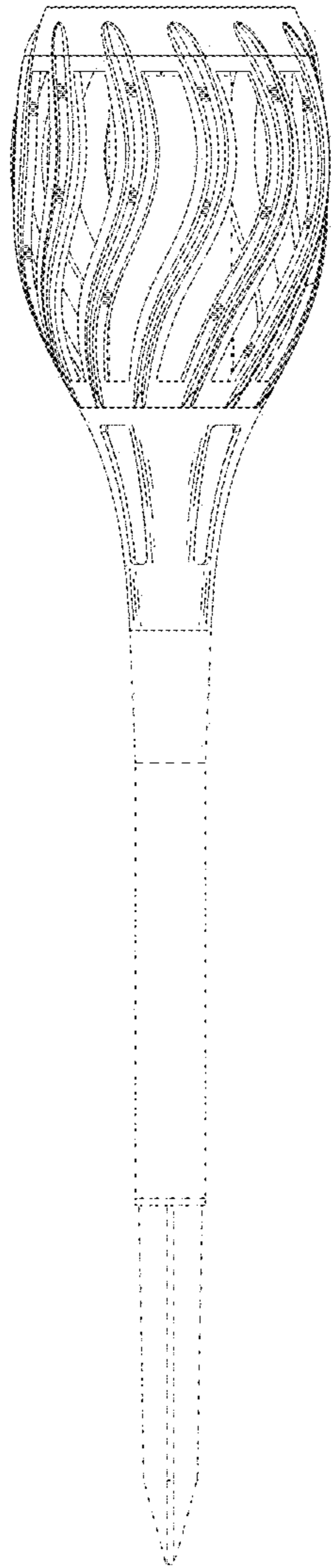


FIG.3

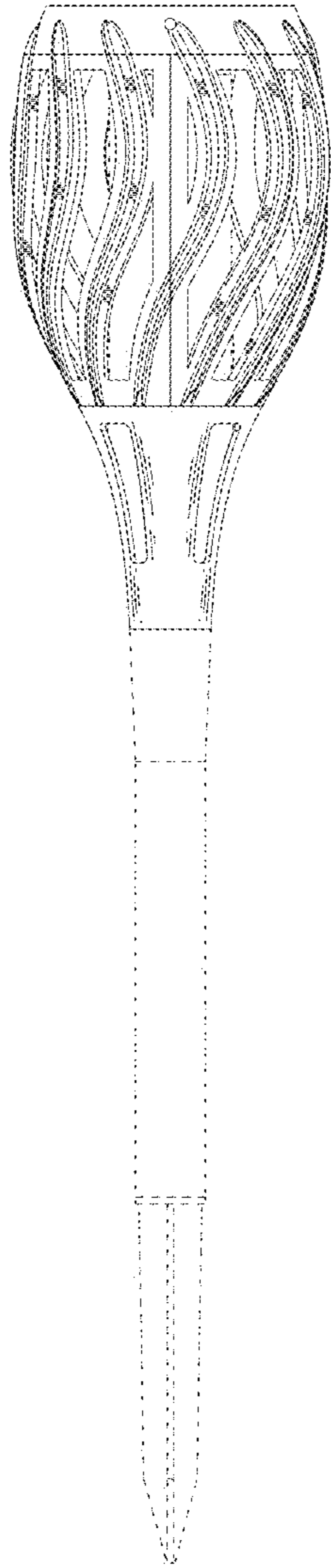


FIG.4

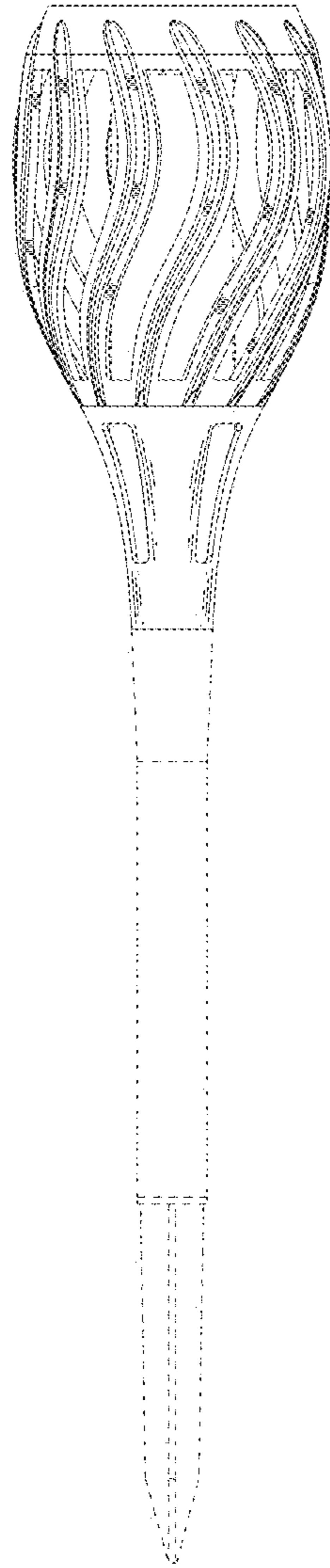


FIG.5

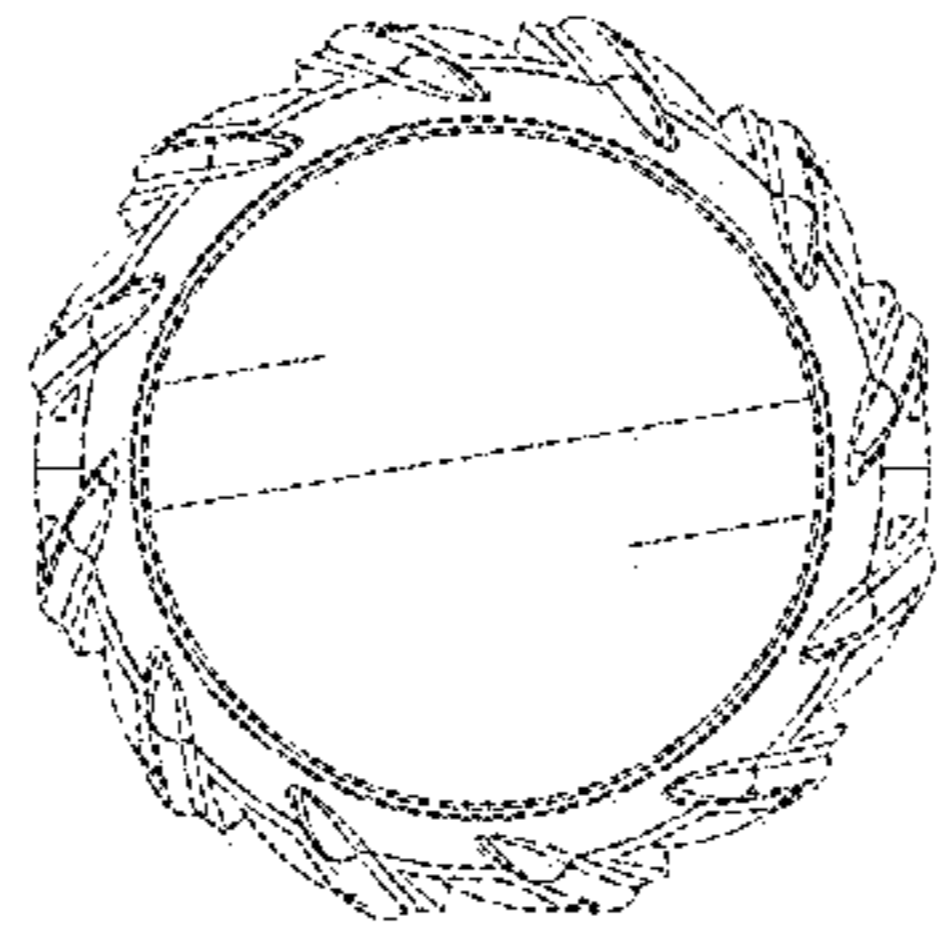


FIG.6

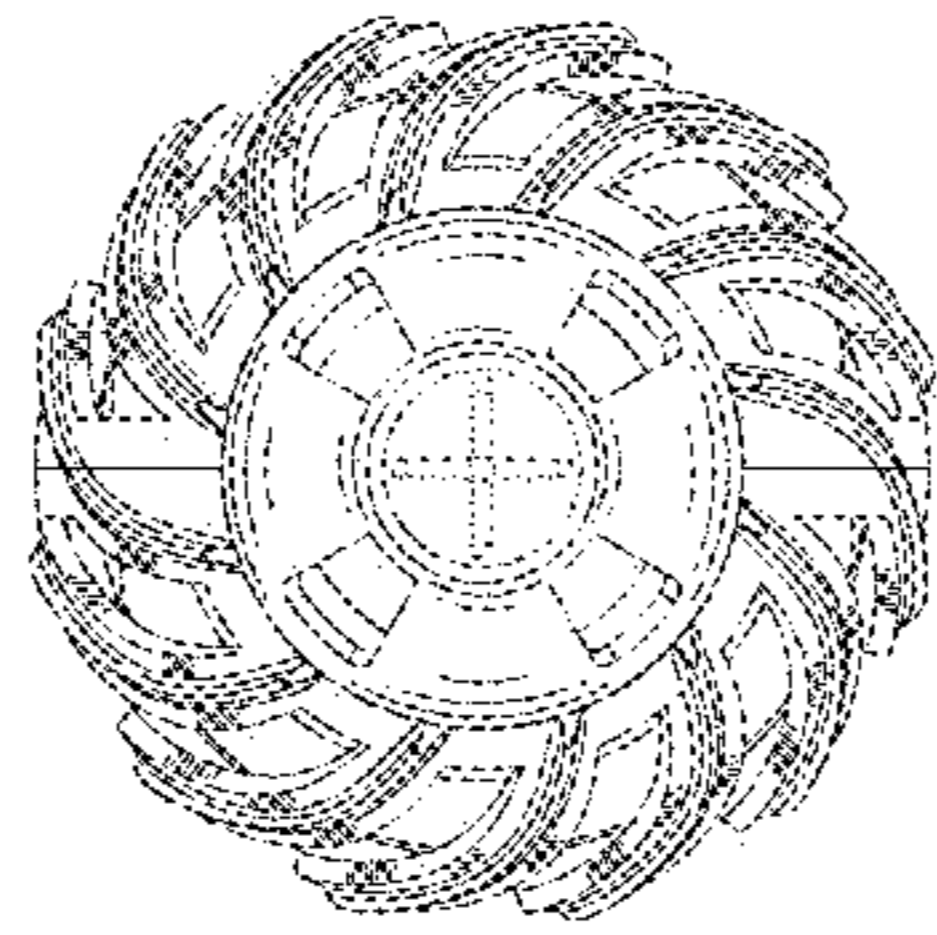


FIG.7