



US00D986443S

(12) **United States Design Patent** (10) **Patent No.:** **US D986,443 S**
Isler (45) **Date of Patent:** **** May 16, 2023**

(54) **FURNITURE PART**
(71) Applicant: **Julius Blum GmbH**, Hoechst (AT)
(72) Inventor: **Kadir Isler**, Altach (AT)
(73) Assignee: **JULIUS BLUM GMBH**, Hoechst (AT)
(**) Term: **15 Years**
(21) Appl. No.: **35/512,503**
(22) Filed: **Jun. 21, 2021**

D258,262 S * 2/1981 Sharon D8/314
4,403,817 A * 9/1983 Aidar A47B 88/9416
312/265.1
D425,734 S * 5/2000 Bauer D8/377
D572,512 S * 7/2008 Kampl D6/705.4
D605,882 S * 12/2009 Bohler D6/705.4
D666,033 S * 8/2012 Sauer D8/377
D711,022 S * 8/2014 Singh D25/119
D742,546 S * 11/2015 Singh D25/119
D789,559 S * 6/2017 Singh D25/119
D791,350 S * 7/2017 Singh D25/119
D810,962 S * 2/2018 McGowan D25/119
D847,381 S * 4/2019 Ksiezopolski D25/119

(Continued)

(80) **Hague Agreement Data**
Int. Filing Date: **Jun. 21, 2021**
Int. Reg. No.: **DM/216131**
Int. Reg. Date: **Jun. 21, 2021**
Int. Reg. Pub. Date: **Sep. 10, 2021**

OTHER PUBLICATIONS

“Profile handle.” Found online Sep. 27, 2022 at www.3dwarehouse.sketchup.com. Image dated May 8, 2021. Retrieved from URL: <https://3dwarehouse.sketchup.com/model/8885697a-4dd2-4898-ae16-586f048d81fc/profile-handle> (Year: 2021).*

(30) **Foreign Application Priority Data**
Dec. 21, 2020 (EM) 8353312
(51) **LOC (14) Cl.** **25-01**
(52) **U.S. Cl.**
USPC **D25/119; D6/705.4**
(58) **Field of Classification Search**
USPC D6/702, 705.4; D8/71, 314, 377, 382;
D25/119, 121, 122, 125
CPC A47B 88/941; A47B 88/9416; A47B
2096/203; A47B 88/417; A47B 88/402;
A47B 97/00
See application file for complete search history.

Primary Examiner — Mary Ann Calabrese
Assistant Examiner — Katelin G Kloberg
(74) *Attorney, Agent, or Firm* — Wenderoth, Lind & Ponack, L.L.P.

(57) **CLAIM**

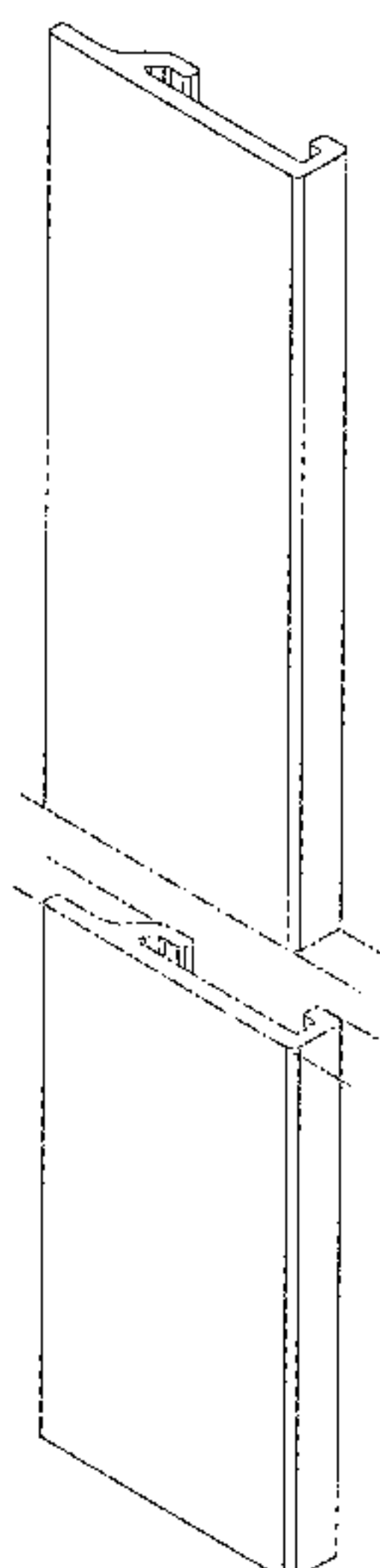
The ornamental design for a furniture part, as shown and described.

DESCRIPTION

Fig. 1.1 is a perspective view of the furniture part;
Fig. 1.2 is a front view thereof;
Fig. 1.3 is a back view thereof;
Fig. 1.4 is a left side view thereof;
Fig. 1.5 is a right side view thereof;
Fig. 1.6 is a bottom view thereof; and
Fig. 1.7 is a top view thereof.
The broken lines indicate a symbolic break in the length of the furniture part. Any portion of the article between the break lines forms no part of the claimed design.

(56) **References Cited**
U.S. PATENT DOCUMENTS
D179,451 S * 12/1956 Hindle D8/377
D203,385 S * 1/1966 Hinrichs D15/89
D215,697 S * 10/1969 Toder D25/119
3,722,974 A * 3/1973 Hartman A47B 88/941
312/348.2
D240,707 S * 7/1976 Rudinski D8/377

1 Claim, 7 Drawing Sheets



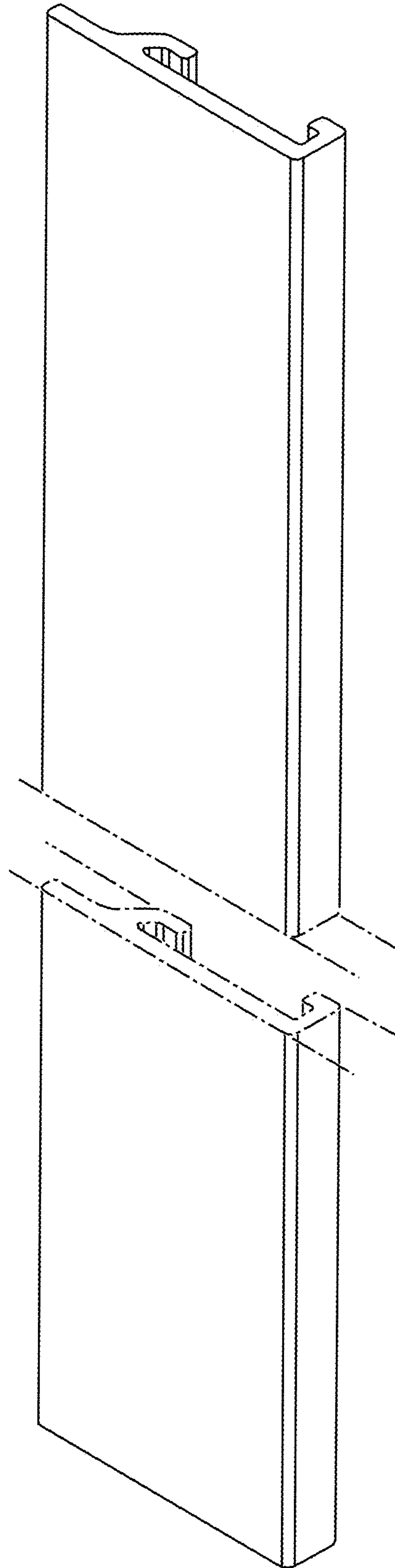
(56)

References Cited

U.S. PATENT DOCUMENTS

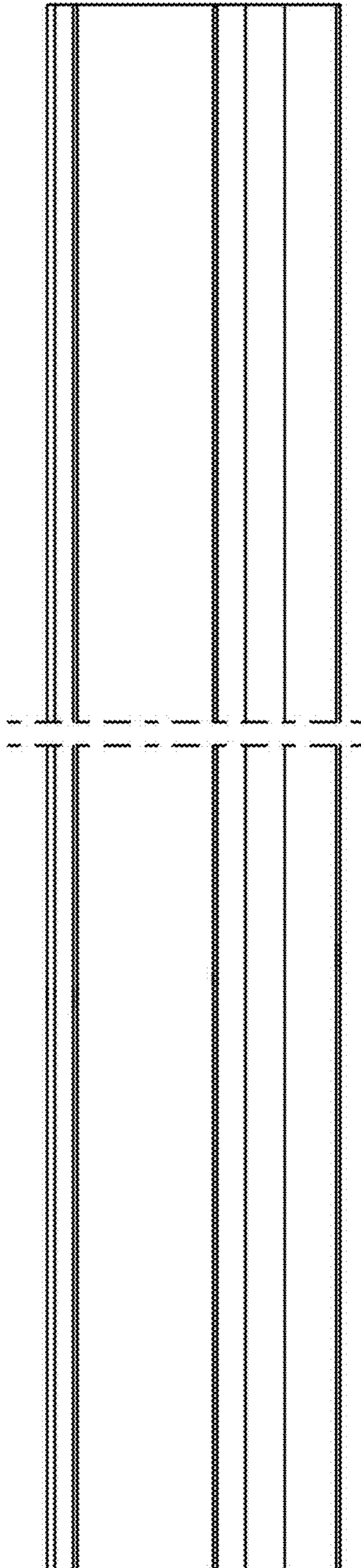
D874,025	S	*	1/2020	Kittur	D6/702
D874,908	S	*	2/2020	Yue	D8/377
D909,842	S	*	2/2021	Kukucka	D3/312
D920,087	S	*	5/2021	Bryant	D8/382
D942,786	S	*	2/2022	Siekmann	D6/702
D946,950	S	*	3/2022	Siekmann	D6/702

* cited by examiner

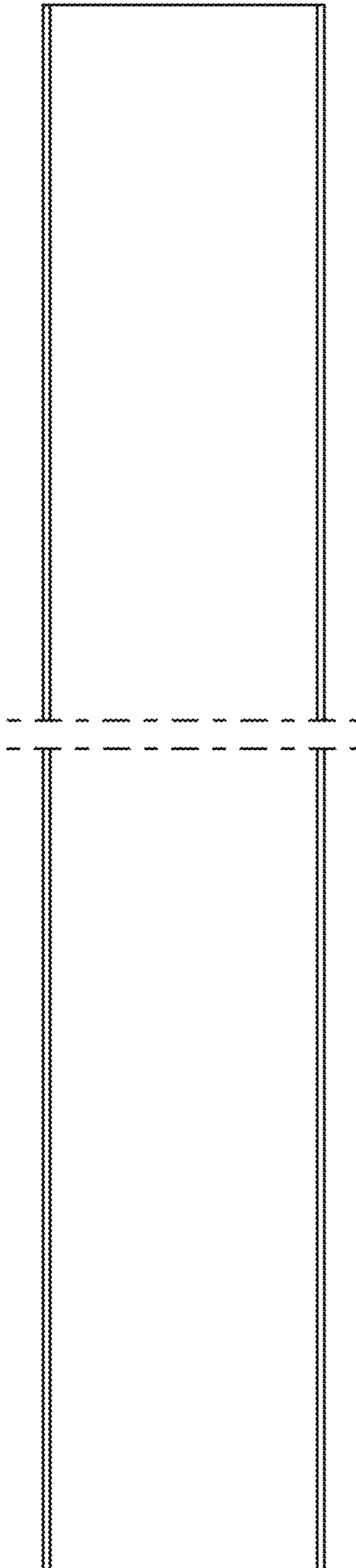


1.1

1.2



1.3



1.4

