



US00D986439S

(12) **United States Design Patent** (10) **Patent No.:** **US D986,439 S**
Ye (45) **Date of Patent:** **** May 16, 2023**

(54) **HUNTING BLIND**

(71) Applicant: **Shanghai Zhuofan E-commerce Co., Ltd.**, Shanghai (CN)

(72) Inventor: **Chaohui Ye**, Taizhou (CN)

(73) Assignee: **Shanghai Zhuofan E-commerce Co., Ltd.**, Shanghai (CN)

(**) Term: **15 Years**

(21) Appl. No.: **29/861,242**

(22) Filed: **Nov. 28, 2022**

(51) **LOC (14) Cl.** **25-03**

(52) **U.S. Cl.**
USPC **D25/16; D21/838**

(58) **Field of Classification Search**
USPC D21/838; D25/1, 3-35; 135/87, 117, 135/901; 43/1
CPC ... A01M 31/025; A01M 31/02; E04H 15/001; E04H 15/00
See application file for complete search history.

(56) **References Cited**

U.S. PATENT DOCUMENTS

3,690,334	A *	9/1972	Miller	A01M 31/025 D25/16
5,622,198	A *	4/1997	Elsinger	E04H 15/48 135/128
5,628,338	A *	5/1997	Stumbo	E04H 15/40 135/147
6,164,005	A *	12/2000	Copeland	E04H 15/001 135/901
D505,175	S *	5/2005	Wehner	D21/834
D524,900	S *	7/2006	Reis	D21/837
7,363,932	B2 *	4/2008	Zheng	E04H 15/40 135/117
8,776,814	B1 *	7/2014	Beam	E04H 15/44 135/117

(Continued)

Primary Examiner — T Chase Nelson
Assistant Examiner — Sydney Margaret Parsley
(74) *Attorney, Agent, or Firm* — ScienBiziP, P.C.

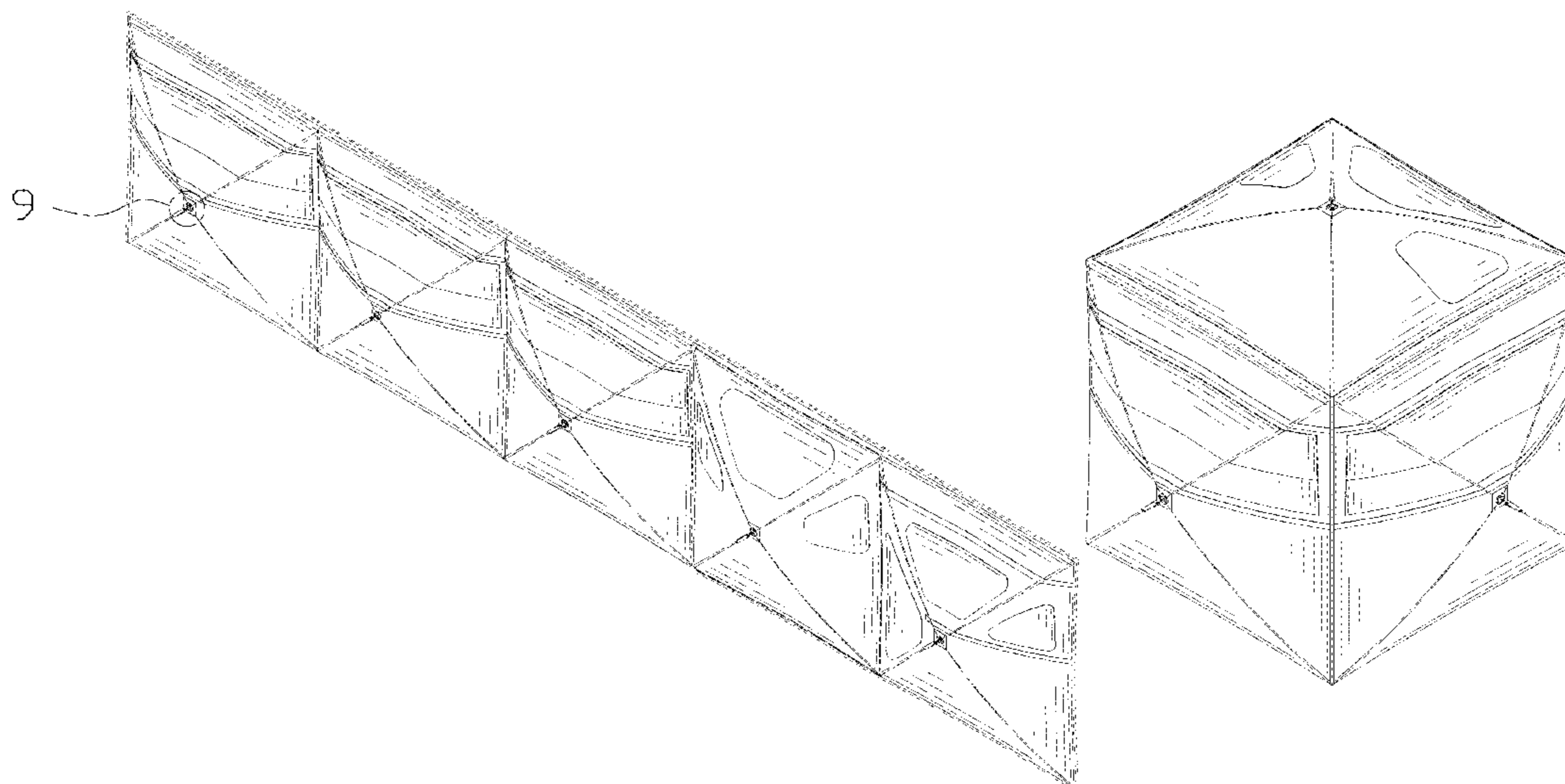
(57) **CLAIM**

The ornamental design for a hunting blind, as shown and described.

DESCRIPTION

FIG. 1 is a front, right and top perspective view of a hunting blind, showing my design.
 FIG. 2 is a rear, left and bottom perspective view thereof.
 FIG. 3 is a front elevation view thereof.
 FIG. 4 is a rear elevation view thereof.
 FIG. 5 is a left side elevation view thereof.
 FIG. 6 is a right side elevation view thereof.
 FIG. 7 is a top plan view thereof.
 FIG. 8 is a bottom plan view thereof.
 FIG. 9 is an enlarged view of detail 9 in FIG. 1.
 FIG. 10 is an enlarged view of detail 10 in FIG. 2.
 FIG. 11 is another front, right and top perspective view of the hunting blind, wherein the three pieces of the hunting blind and the other two pieces of the hunting blind are separated from each other.
 FIG. 12 is a front and top perspective view of the hunting blind in a usable state, wherein the five pieces of the hunting blind are enclosed.
 FIG. 13 is another front and top perspective view of the hunting blind, wherein the two pieces of the hunting blind connect with the three pieces of the hunting blind in another way; and,
 FIG. 14 is another front, and top perspective view of the hunting blind in a usable state, wherein the four pieces of the hunting blind are enclosed and one piece of the hunting blind connects the four pieces on the top.
 The broken lines depict portions of the hunting blind that form no part of the claimed design. The dot-dash broken lines in FIGS. 1, 2, 9, and 10 depict the boundaries of the enlargements that form no part of the claimed design.

1 Claim, 14 Drawing Sheets



(56)

References Cited

U.S. PATENT DOCUMENTS

8,826,927 B1 *	9/2014	Beam	E04H 15/001 135/901	2006/0283493 A1 *	12/2006	Charles	E04H 15/44 135/121
8,915,258 B1 *	12/2014	Beam	E04H 15/001 135/117	2010/0154282 A1 *	6/2010	Lau	A01M 31/025 135/123
D729,943 S *	5/2015	Fickett	D25/16	2011/0168221 A1 *	7/2011	Schlipf	E04H 15/001 135/117
D729,944 S	5/2015	Stoll		2013/0074894 A1 *	3/2013	Cook	E04H 15/001 135/96
D729,945 S	5/2015	Foreman		2013/0125944 A1 *	5/2013	Elrod	A01M 31/025 135/96
D805,656 S *	12/2017	Huizinga	A01M 31/025 D25/61	2013/0306121 A1 *	11/2013	Hung Lau	A01M 31/025 135/117
10,584,511 B1 *	3/2020	Slaughter	E04H 15/001	2014/0047781 A1 *	2/2014	Miller	E04B 1/3445 52/79.5
D919,737 S *	5/2021	Yang	E04H 15/44 D21/837	2016/0208513 A1 *	7/2016	Ways	E04H 15/425
D939,657 S *	12/2021	Hale	E04H 15/48 D21/839	2016/0289995 A1 *	10/2016	Schneider	E04H 15/14
D953,467 S *	5/2022	Yang	A01M 31/025 D21/834	2016/0340927 A1 *	11/2016	Rizzotto	E04H 15/32
D973,904 S *	12/2022	Kelley	D25/16	2017/0114566 A1 *	4/2017	Zheng	A63H 33/26
D976,441 S *	1/2023	Kelley	D25/16	2018/0058090 A1 *	3/2018	Kubica	E04H 15/64
2005/0178420 A1 *	8/2005	Reis	E04H 15/44 135/133	2020/0080336 A1 *	3/2020	Stalek	E04H 15/58
2006/0169729 A1 *	8/2006	Reis	E04H 15/44 135/133	2020/0196592 A1 *	6/2020	Harris	A01M 31/025
					2021/0169068 A1 *	6/2021	Younie	A01M 31/025
					2021/0186002 A1 *	6/2021	Varnum	E04H 15/58
					2021/0324657 A1 *	10/2021	Ko	G10L 19/018

* cited by examiner

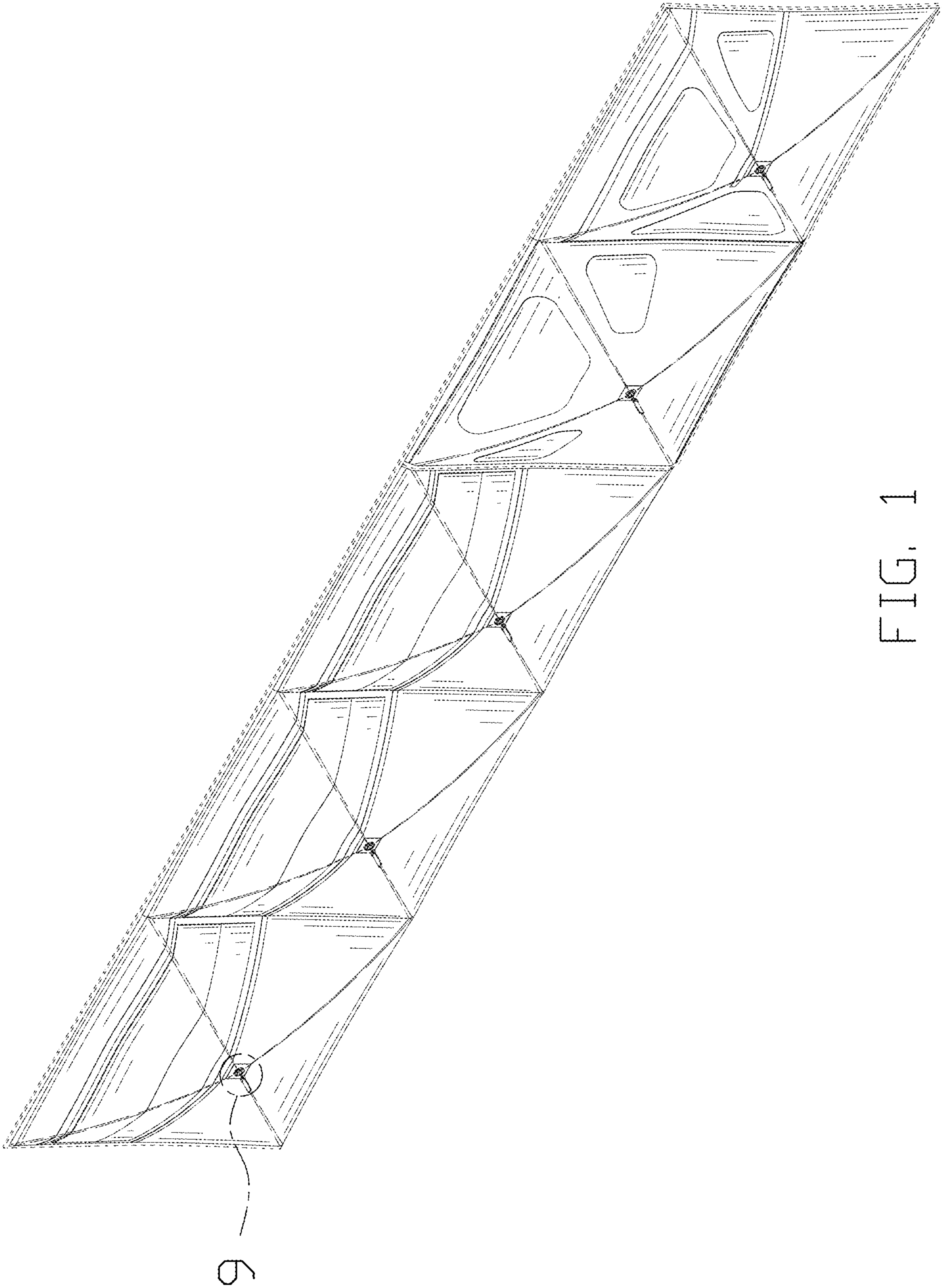


FIG. 1

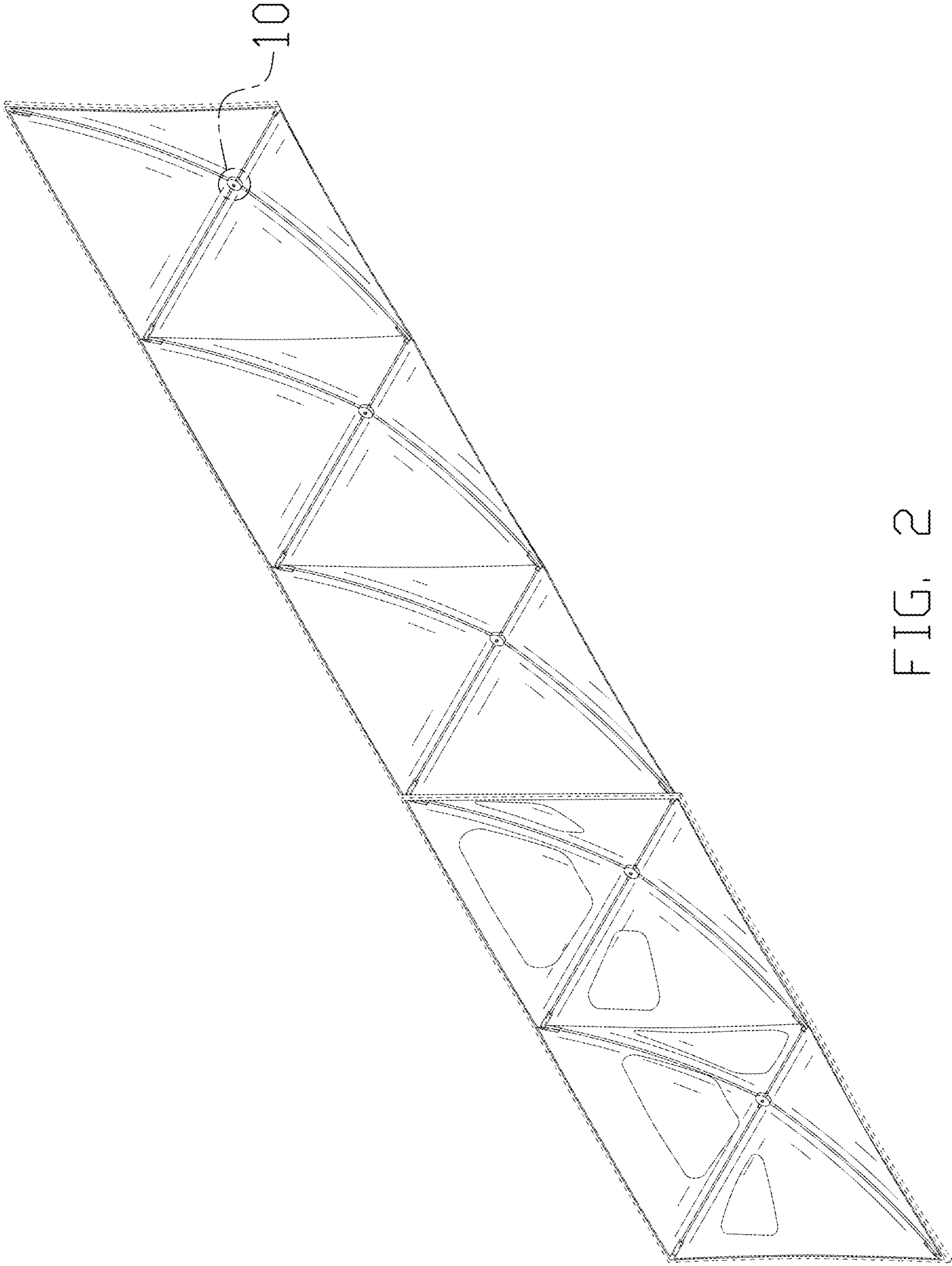


FIG. 2

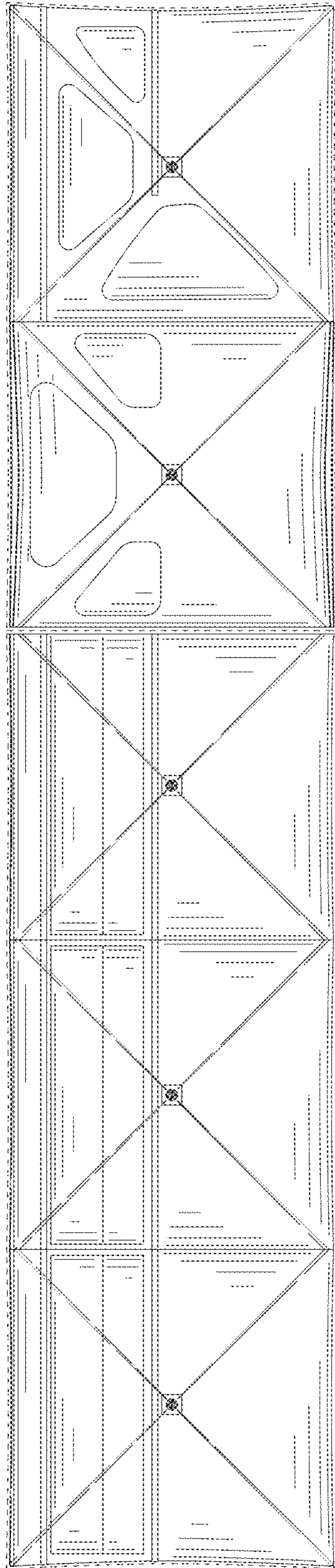


FIG. 3

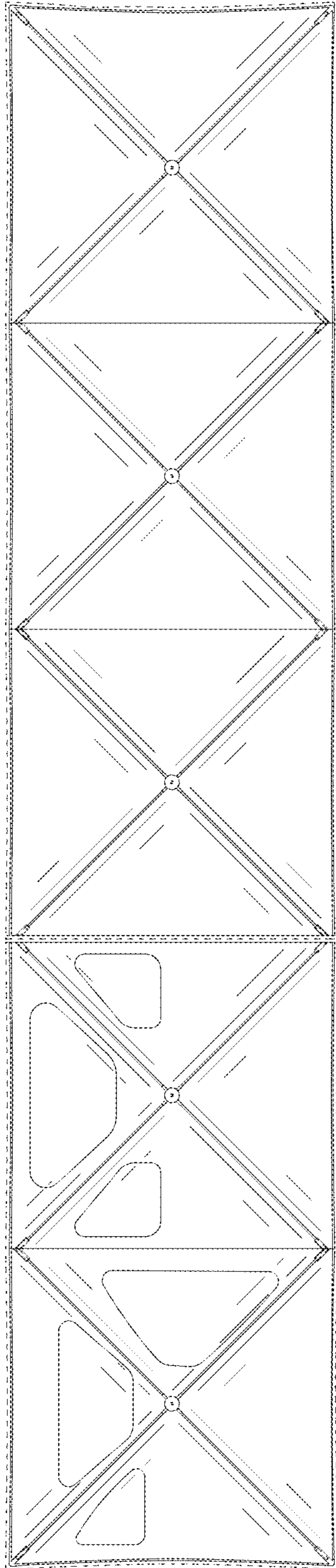


FIG. 4

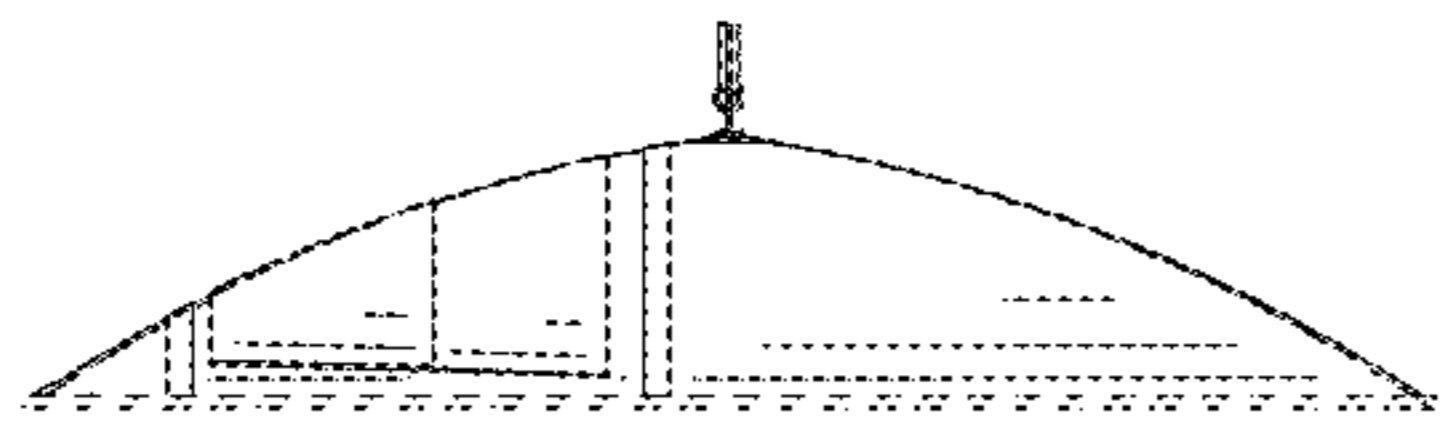


FIG. 5

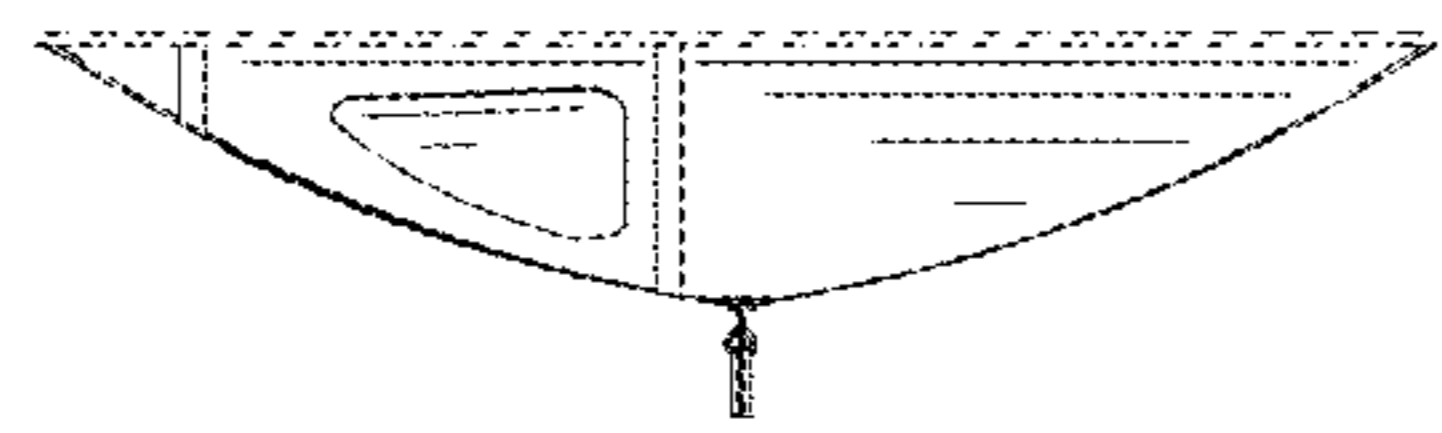


FIG. 6

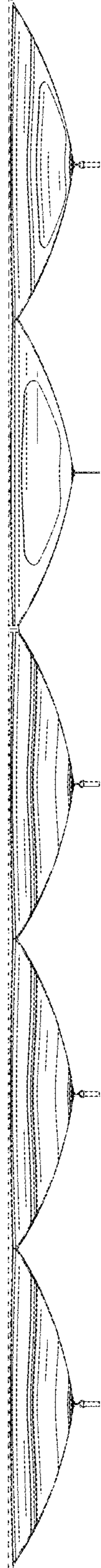


FIG. 7

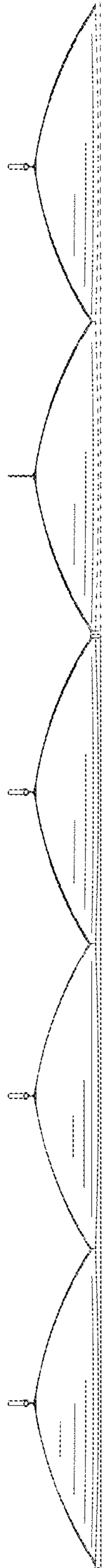


FIG. 8

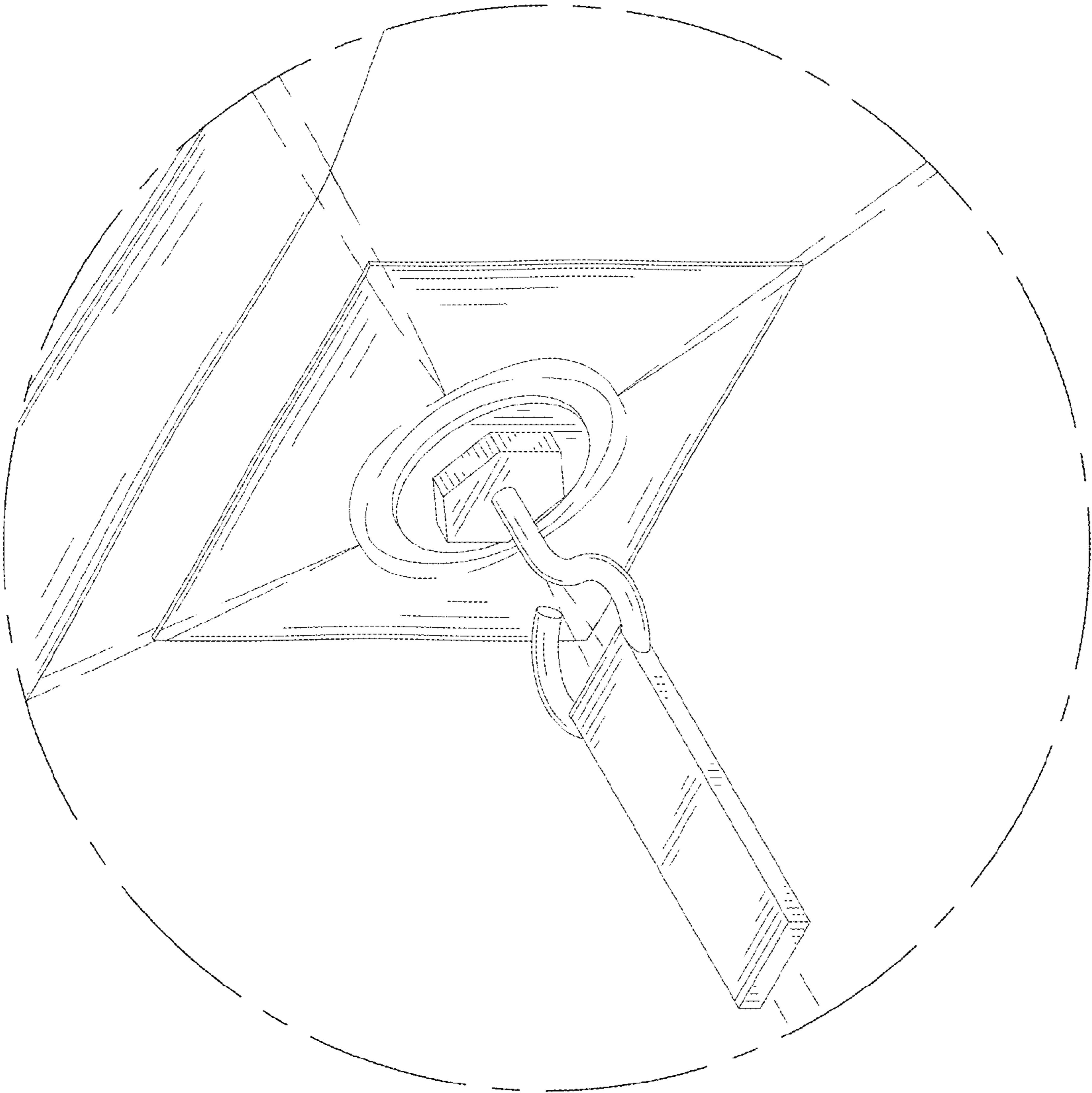


FIG. 9

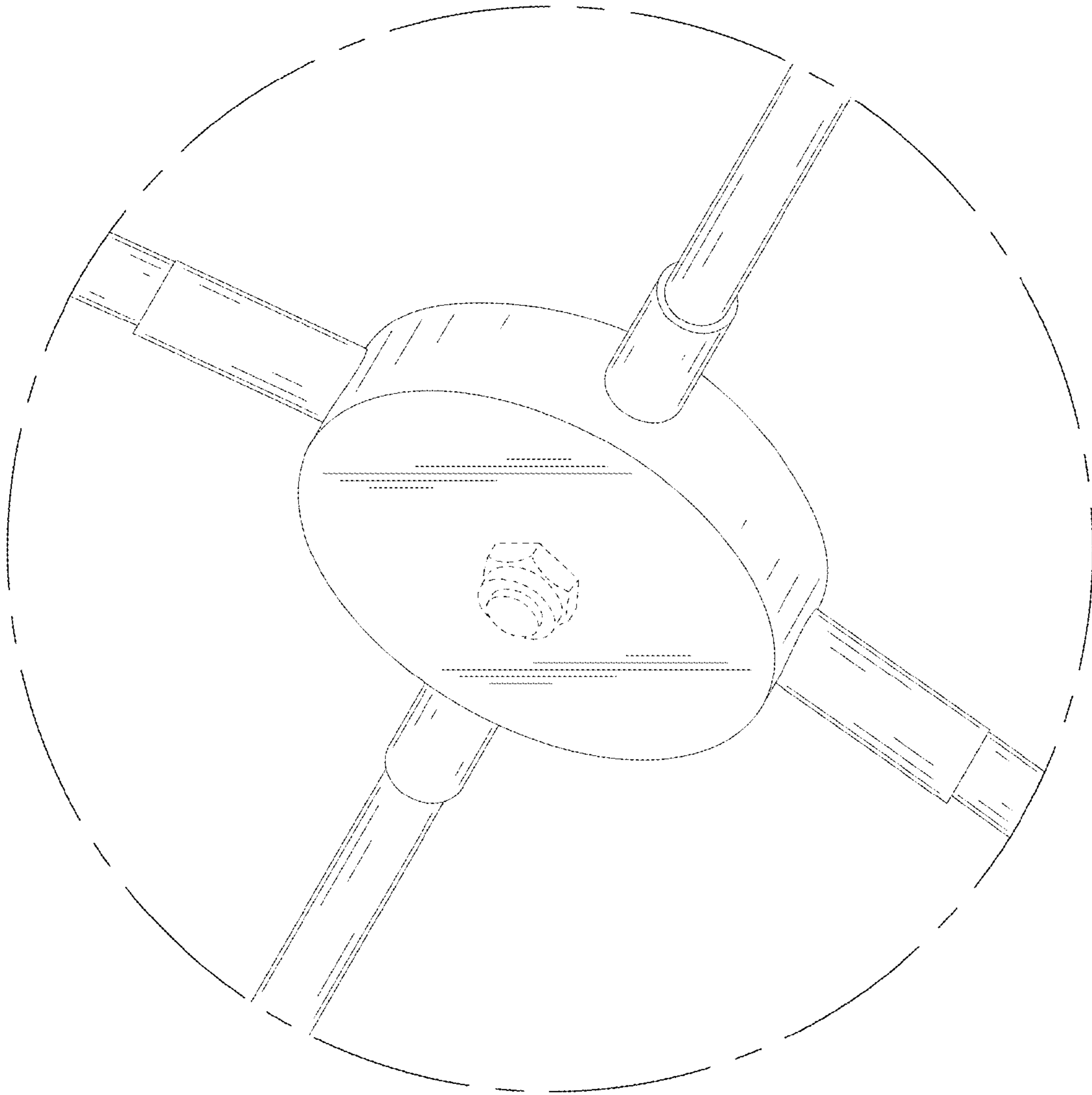


FIG. 10

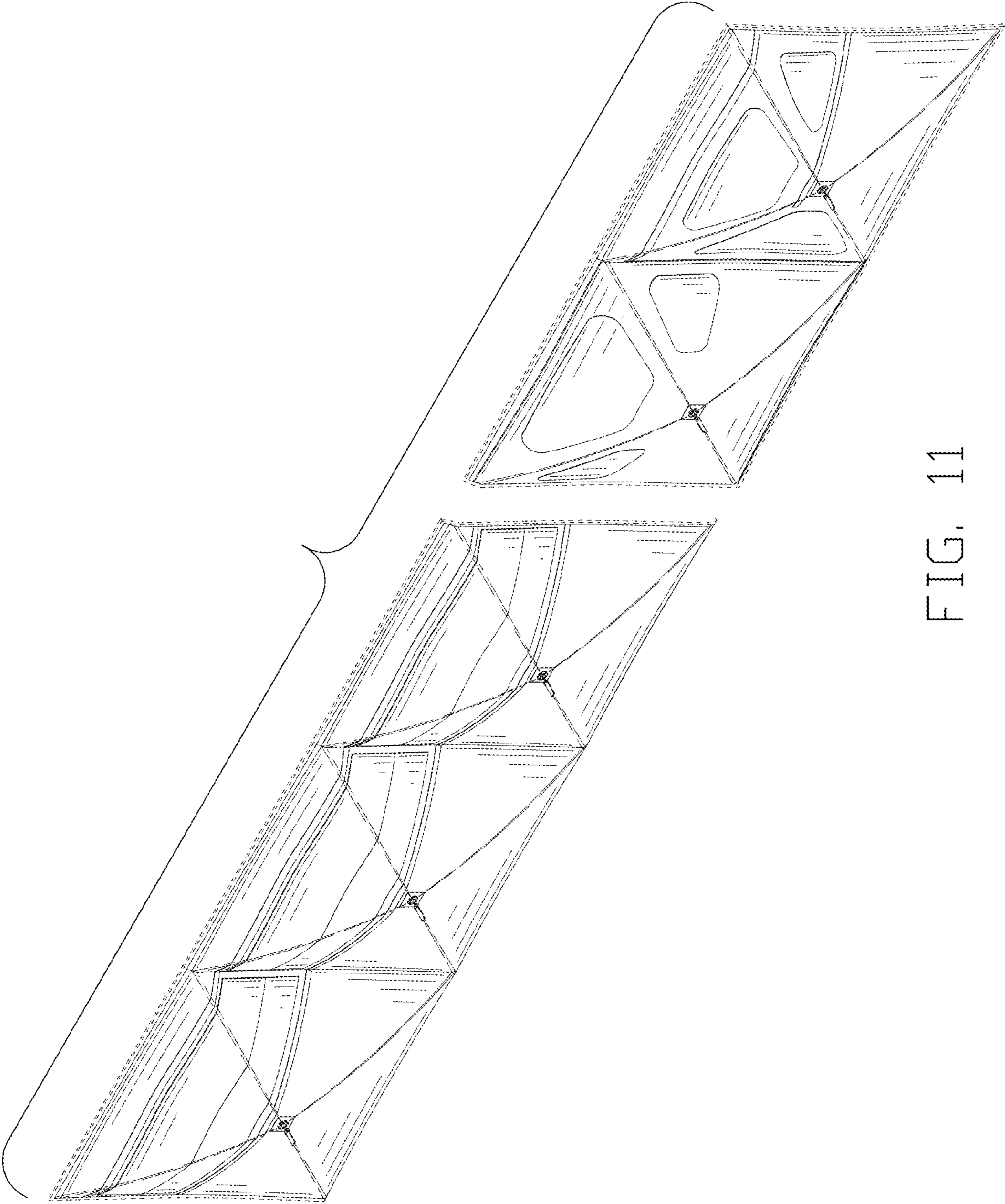


FIG. 11

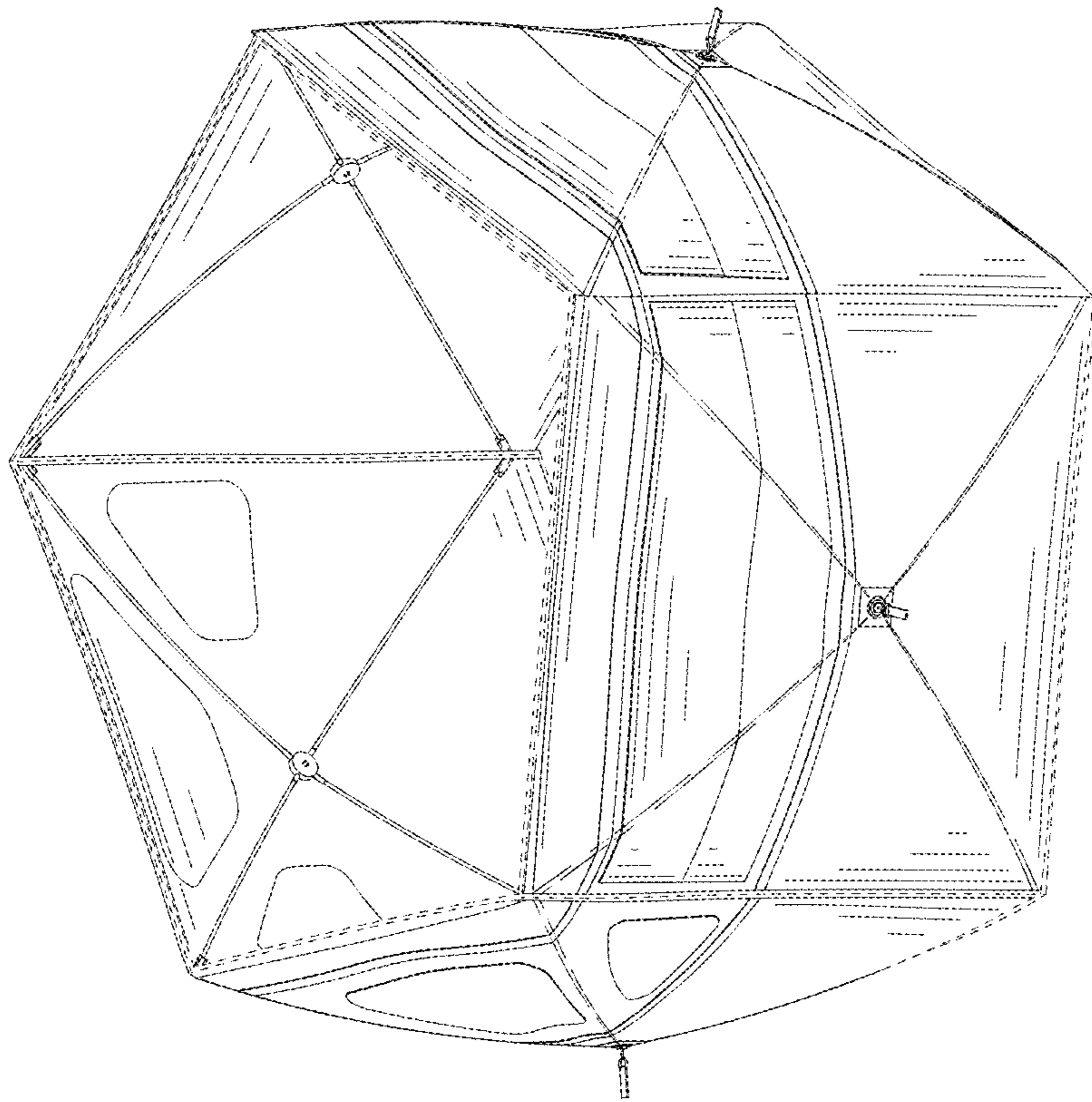


FIG. 12

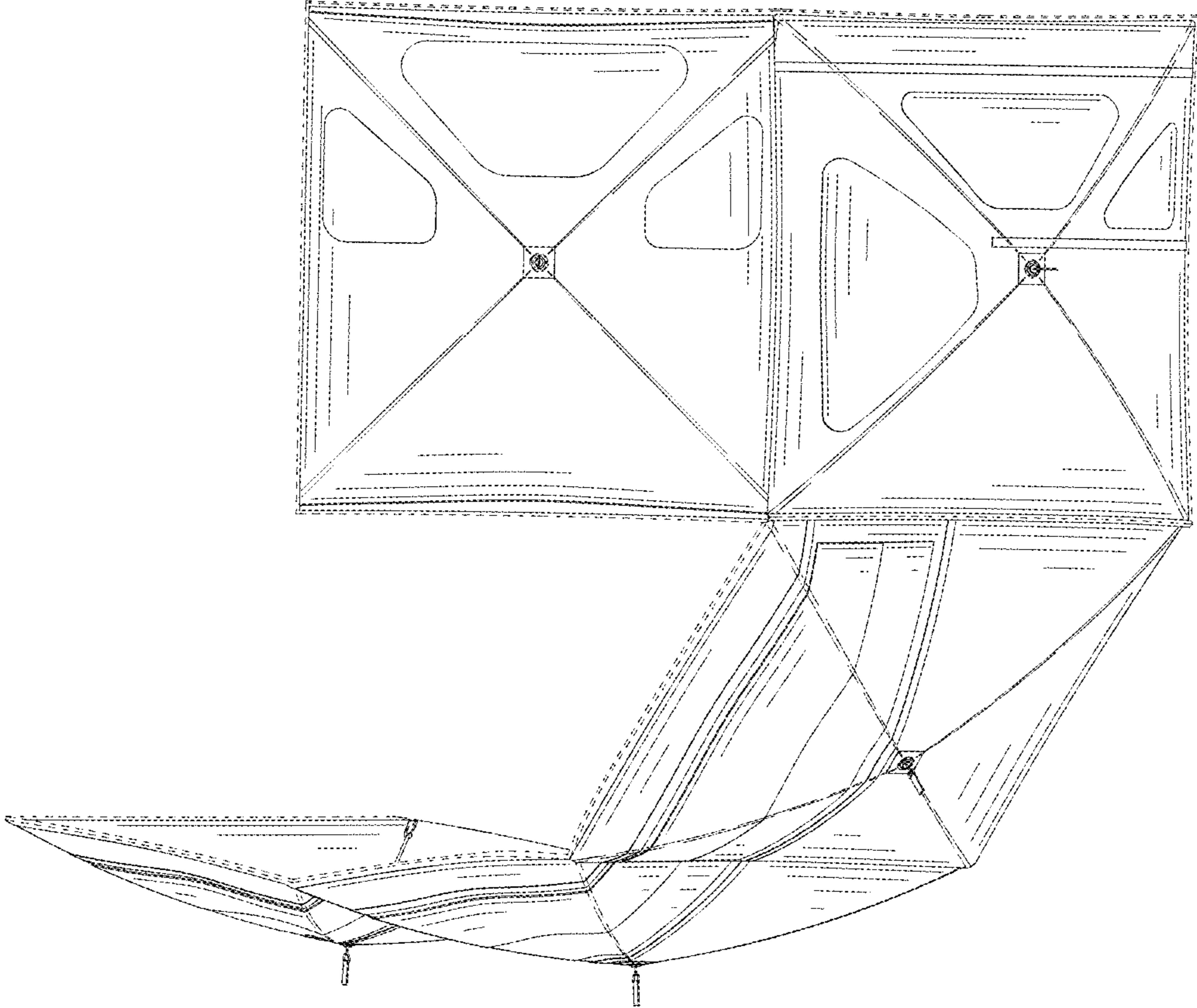


FIG. 13

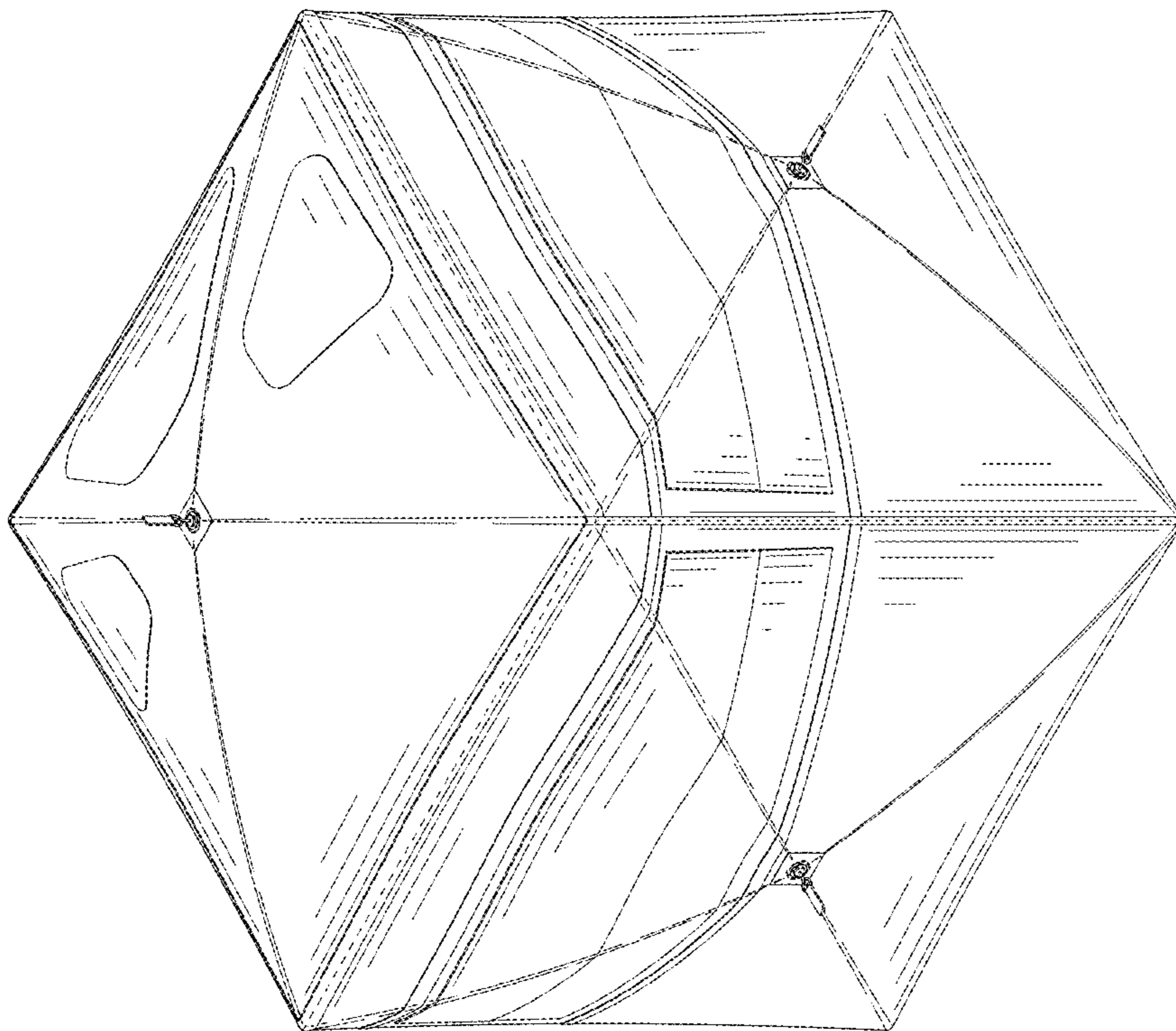


FIG. 14