



US00D986434S

(12) **United States Design Patent** (10) **Patent No.:** **US D986,434 S**
Chen (45) **Date of Patent:** **** May 16, 2023**

(54) **COMBINED MASSAGE STICK AND BASE**

D965,812 S 10/2022 Chen
D966,538 S * 10/2022 Muntefering D24/200
D970,032 S * 11/2022 Aharoni D24/215

(71) Applicant: **Xinjun Chen**, Hunan (CN)

(72) Inventor: **Xinjun Chen**, Hunan (CN)

(**) Term: **15 Years**

(21) Appl. No.: **29/857,723**

(22) Filed: **Oct. 25, 2022**

(51) **LOC (14) Cl.** **24-01**

(52) **U.S. Cl.**
USPC **D24/215**

(58) **Field of Classification Search**
USPC D24/133, 188, 200, 211, 212, 213, 214,
D24/215, 220; D30/160; D21/725, 727;
D22/117
CPC F41B 15/02; A61H 7/003; A61H 3/068;
A61H 7/007; A61H 2201/0157; A61H
15/00; A61H 19/44; A61H 2015/0042;
A63B 15/00

See application file for complete search history.

(56) **References Cited**

U.S. PATENT DOCUMENTS

D320,453 S * 10/1991 Von Winckler D24/215
D342,138 S * 12/1993 Wollman D24/214
D398,402 S * 9/1998 Kirk D24/214
D693,476 S * 11/2013 Spietz D24/215
D768,308 S * 10/2016 Hetzel D24/214
D827,148 S * 8/2018 Lam D7/682
D906,534 S * 12/2020 Li D24/215
D906,535 S * 12/2020 Li D24/215
D912,840 S 3/2021 Li et al.
D941,485 S * 1/2022 Wu D24/215
D949,424 S * 4/2022 Li D24/215

OTHER PUBLICATIONS

Amazon, "Recoverypop Ice Ball Massage Tool", Date First Available: Feb. 5, 2021. https://www.amazon.ae/Recoverypop-Ice-Ball-Massage-Tool/dp/B08PC492P6/ref=cm_cr_arp_d_product_top?ie=UTF8 (Year: 2021).*

Amazon, Kansa Face and Foot Massager, Date First Available: Oct. 25, 2022. <https://www.amazon.com/Kansa-Massager-Bronze-Without-Handle/dp/B0BKFR89TT> (Year: 2022).*

* cited by examiner

Primary Examiner — Michael A Maharajh
(74) *Attorney, Agent, or Firm* — ScienBiziP, P.C.

(57) **CLAIM**

The ornamental design for a combined massage stick and base, as shown and described.

DESCRIPTION

FIG. 1 is a front, right and top perspective view of a combined massage stick and base, showing my design. FIG. 2 is a rear, left and bottom perspective view thereof. FIG. 3 is a front elevation view thereof. FIG. 4 is a rear elevation view thereof. FIG. 5 is a left side elevation view thereof. FIG. 6 is a right side elevation view thereof. FIG. 7 is a top plan view thereof. FIG. 8 is a bottom plan view thereof; and, FIG. 9 is another front, right and top perspective view of the combined massage stick and base, wherein the massage stick and the base are separated from each other.

1 Claim, 9 Drawing Sheets

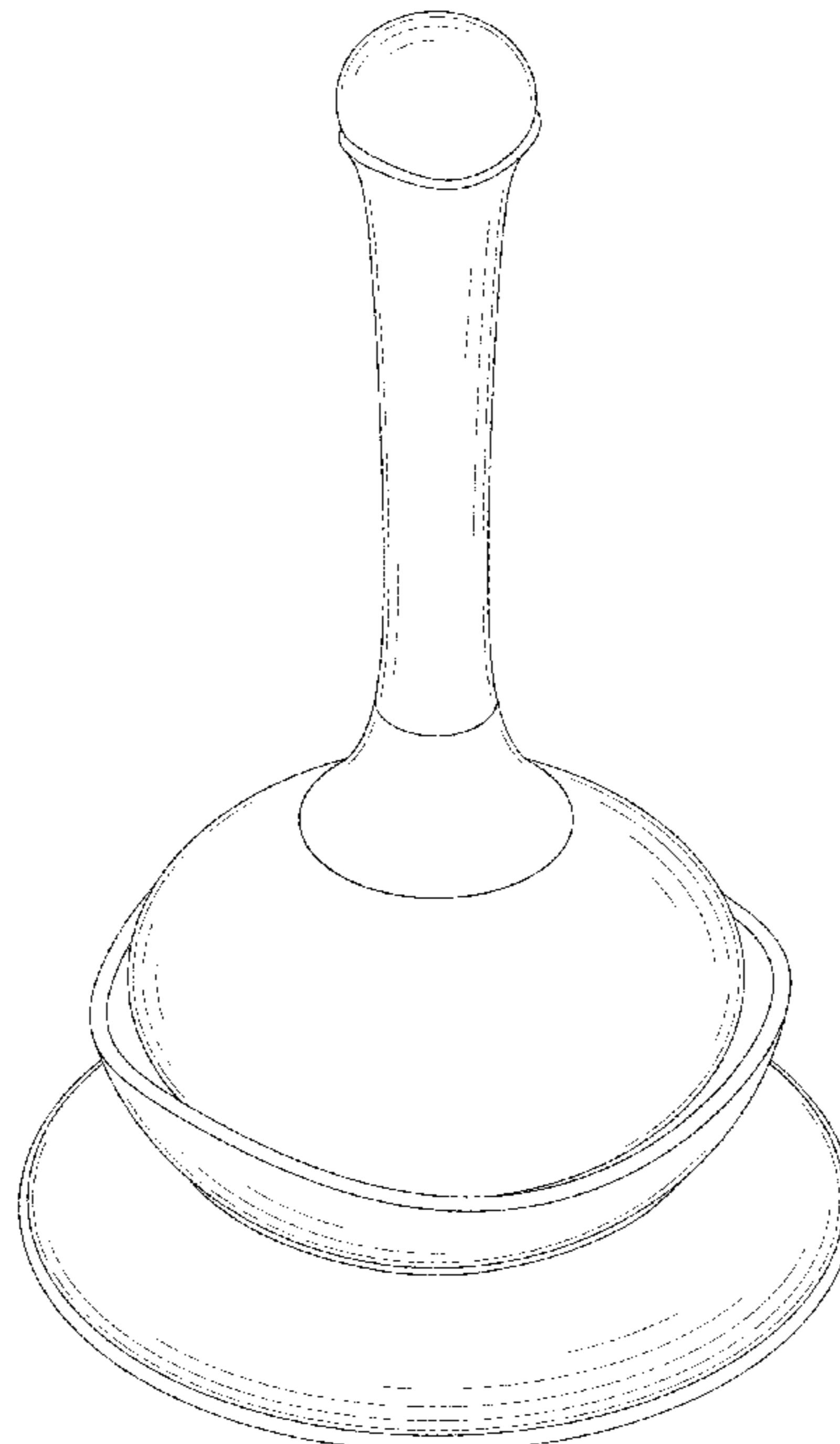




FIG. 1

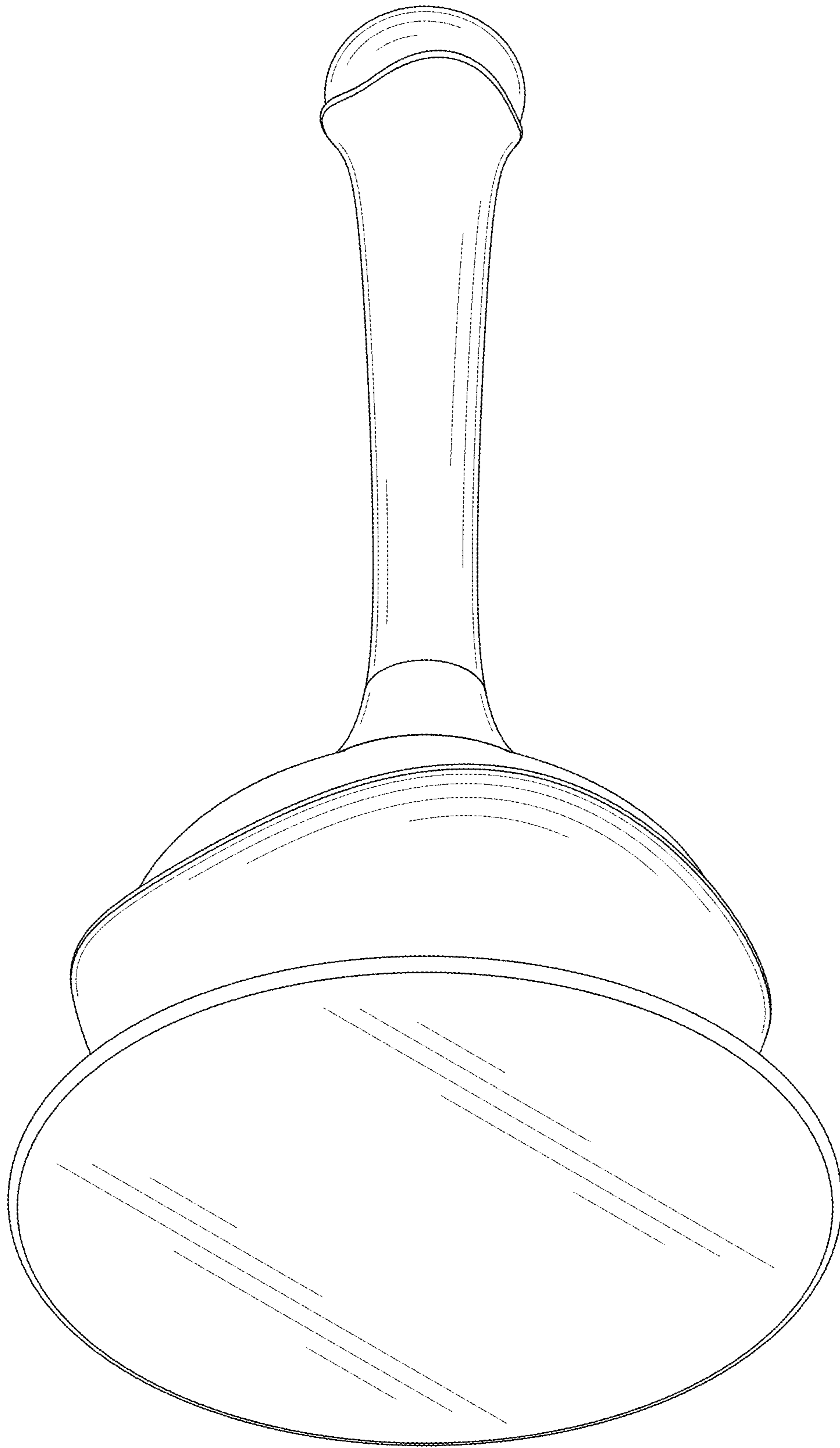


FIG. 2



FIG. 3

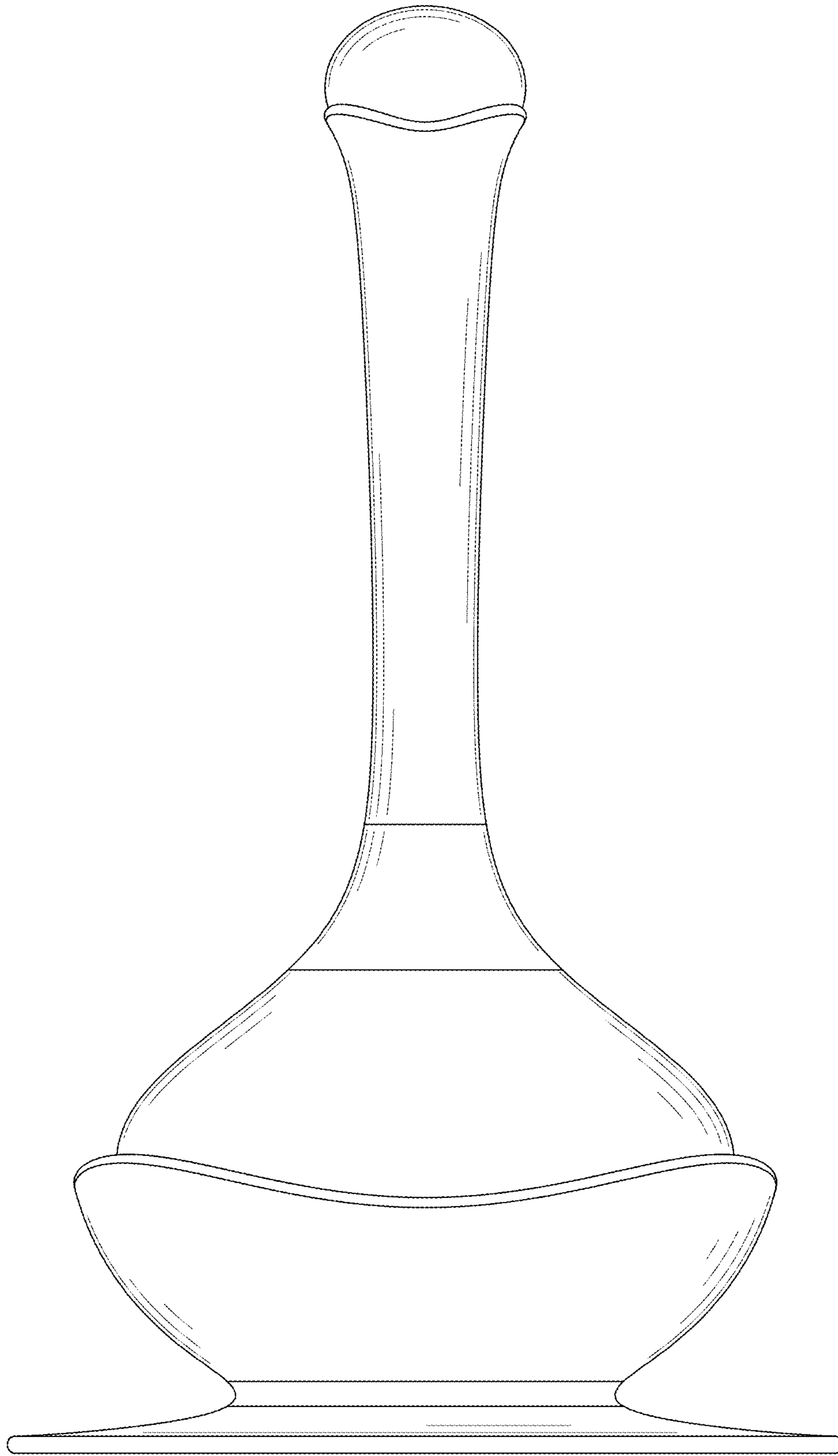


FIG. 4




FIG. 5



FIG. 6

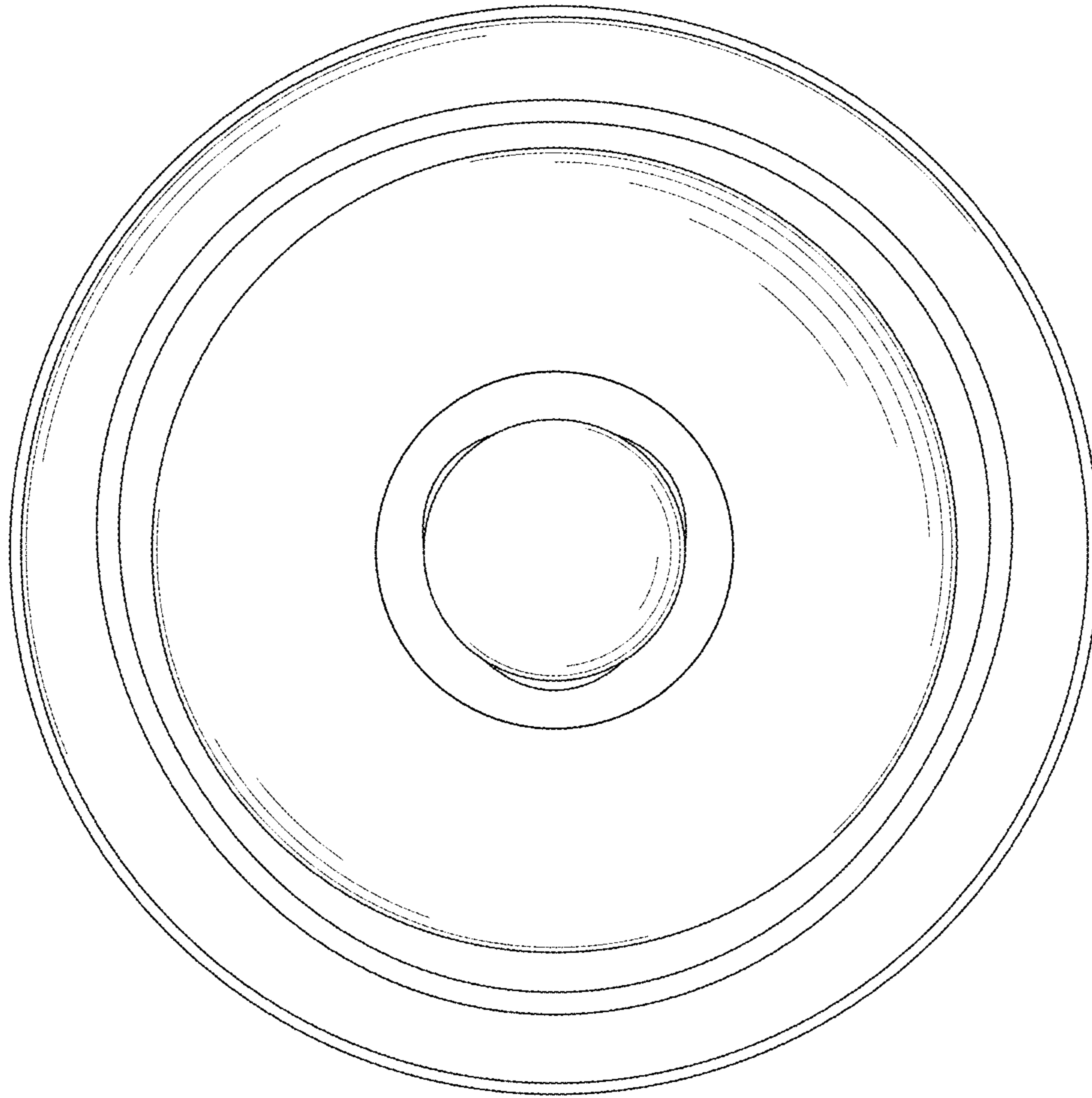


FIG. 7

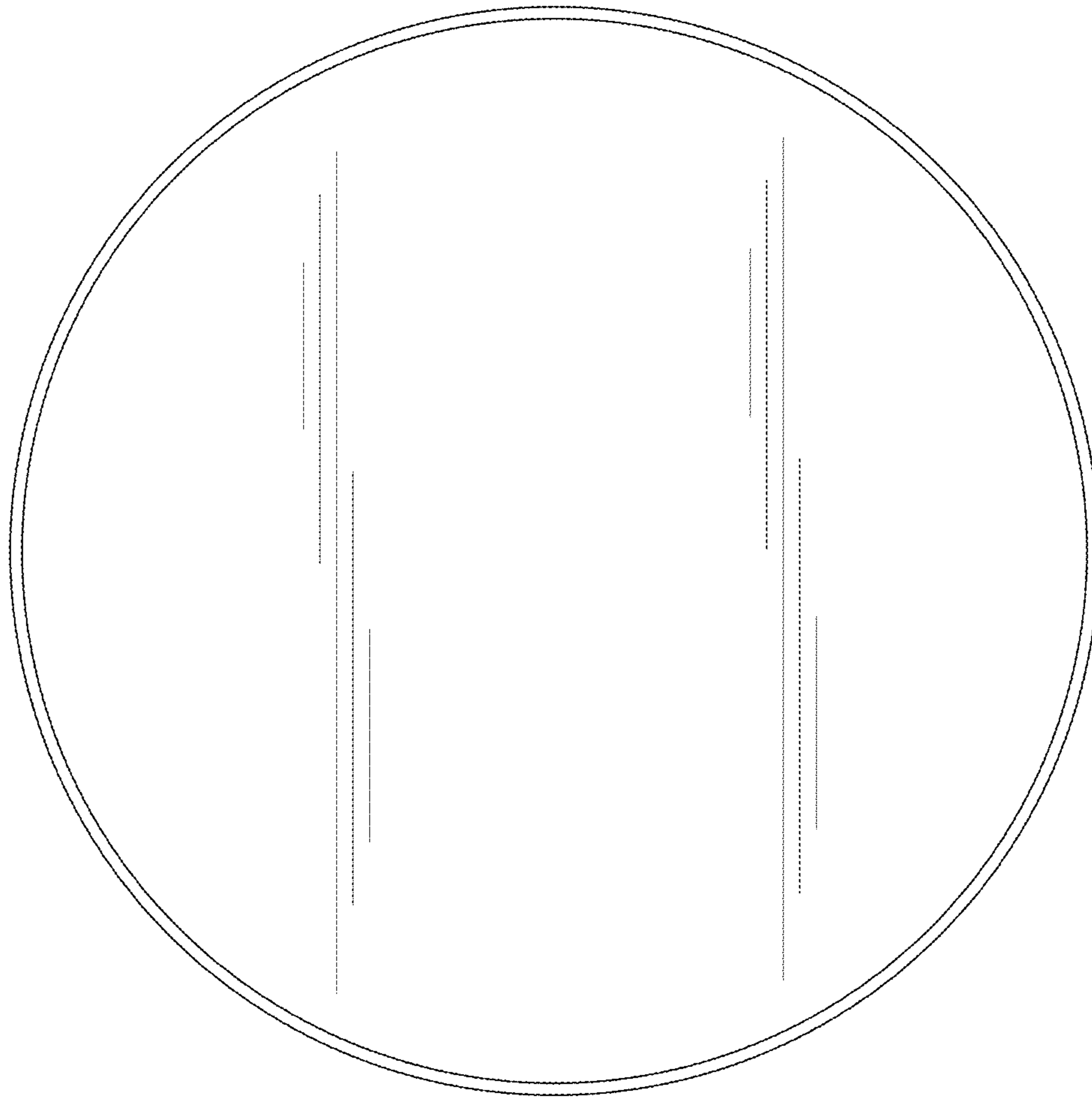


FIG. 8




FIG. 9