



US00D986399S

(12) **United States Design Patent**
Tang

(10) **Patent No.:** **US D986,399 S**

(45) **Date of Patent:** **** May 16, 2023**

(54) **AIR PURIFIER**

(71) Applicant: **SHENZHEN XINGSHANG TECHNOLOGY CO., LTD.**, Shenzhen (CN)

(72) Inventor: **Zhouliang Tang**, Shenzhen (CN)

(73) Assignee: **SHENZHEN XINGSHANG TECHNOLOGY CO., LTD.**, Shenzhen (CN)

(**) Term: **15 Years**

(21) Appl. No.: **29/816,688**

(22) Filed: **Nov. 24, 2021**

(51) **LOC (14) Cl.** **23-04**

(52) **U.S. Cl.**
USPC **D23/364**

(58) **Field of Classification Search**
USPC D23/355–366, 352, 369, 332, 333, 335, D23/336, 342, 351
CPC .. A61L 9/16; A61L 9/22; B01D 47/00; B01D 47/027; B01D 2221/02; B01D 2259/4508; B03C 3/155; B03C 3/368; F24F 3/16; F24F 13/20; F24F 13/28
See application file for complete search history.

(56) **References Cited**

U.S. PATENT DOCUMENTS

D365,389 S	*	12/1995	Williams	D23/336
D375,546 S	*	11/1996	Lee	D23/355
D388,162 S	*	12/1997	Chiu	D23/358
D413,661 S	*	9/1999	Litvin	D23/358
D423,659 S	*	4/2000	Schippanoski	D23/382
D493,874 S	*	8/2004	Woods	D23/364

D682,406 S	*	5/2013	Yeom	D23/364
D791,290 S	*	7/2017	Shapiro	D23/335
D803,369 S	*	11/2017	Kim	D23/364
D806,843 S	*	1/2018	McDonnell	D23/355
D806,844 S	*	1/2018	Kim	D23/364
D818,097 S	*	5/2018	Cho	D23/364
D831,811 S	*	10/2018	Cho	D23/364
D841,140 S	*	2/2019	Chen	D23/336
D886,268 S	*	6/2020	Montagnino	D23/364
D916,262 S	*	4/2021	Wang	D23/356
D938,566 S	*	12/2021	Yang	D23/364
D939,679 S	*	12/2021	Yoon	D23/356
D941,978 S	*	1/2022	Huang	D23/356
D947,343 S	*	3/2022	Xia	D23/364
D948,010 S	*	4/2022	Xu	D23/356
D956,199 S	*	6/2022	Zuo	D23/364

* cited by examiner

Primary Examiner — David G Muller

(57) **CLAIM**

The ornamental design for an air purifier, as shown and described.

DESCRIPTION

FIG. 1 is a perspective view of an air purifier showing my new design;
FIG. 2 is another perspective view thereof;
FIG. 3 is a front elevational view thereof;
FIG. 4 is a rear elevational view thereof;
FIG. 5 is a left side elevational view thereof;
FIG. 6 is a right side elevational view thereof;
FIG. 7 is a top plan view thereof; and,
FIG. 8 is a bottom plan view thereof.
The broken lines in the drawings depict portions of the air purifier that form no part of the claimed design.

1 Claim, 8 Drawing Sheets






FIG. 1




FIG. 2




FIG. 3




FIG. 4




FIG. 5




FIG. 6

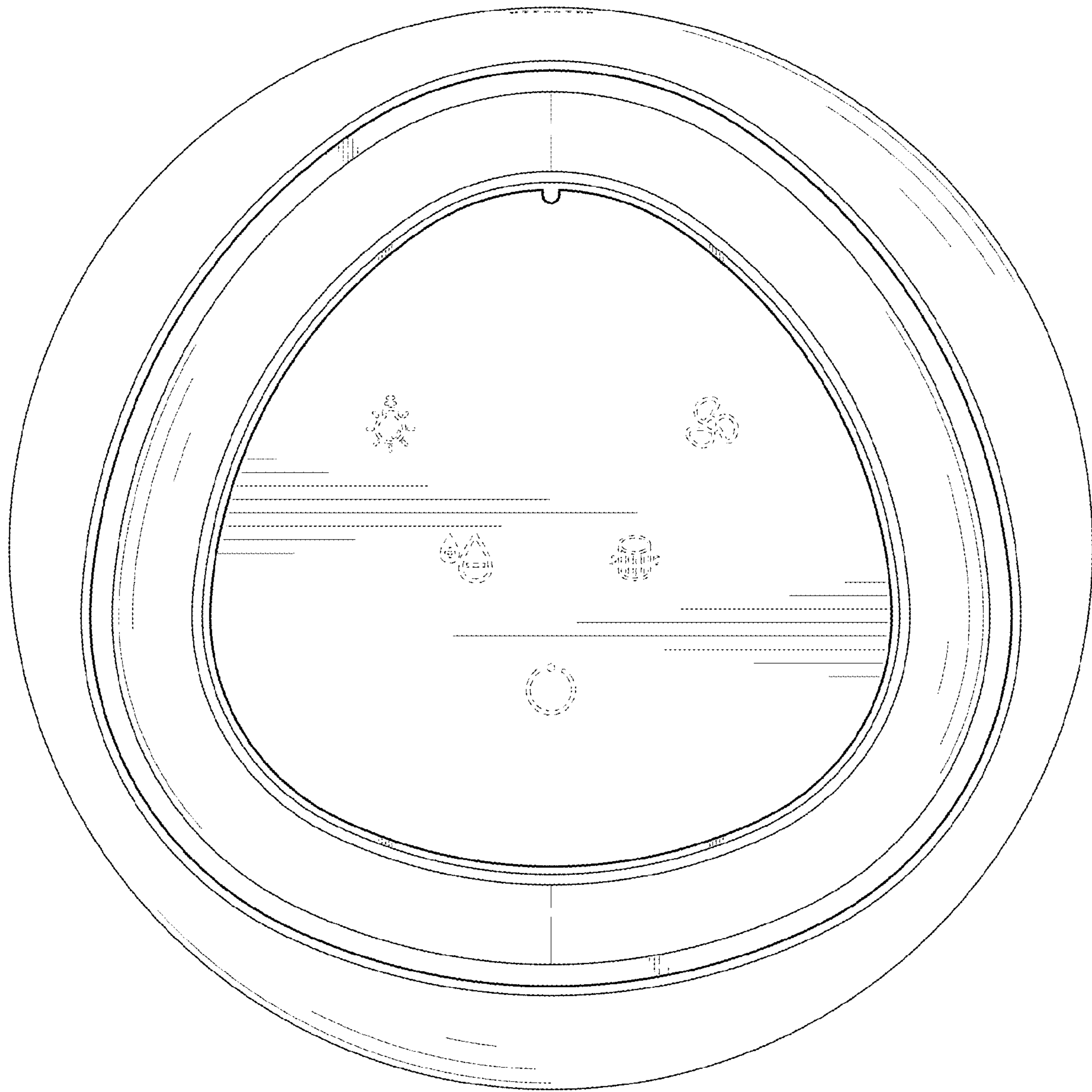


FIG. 7

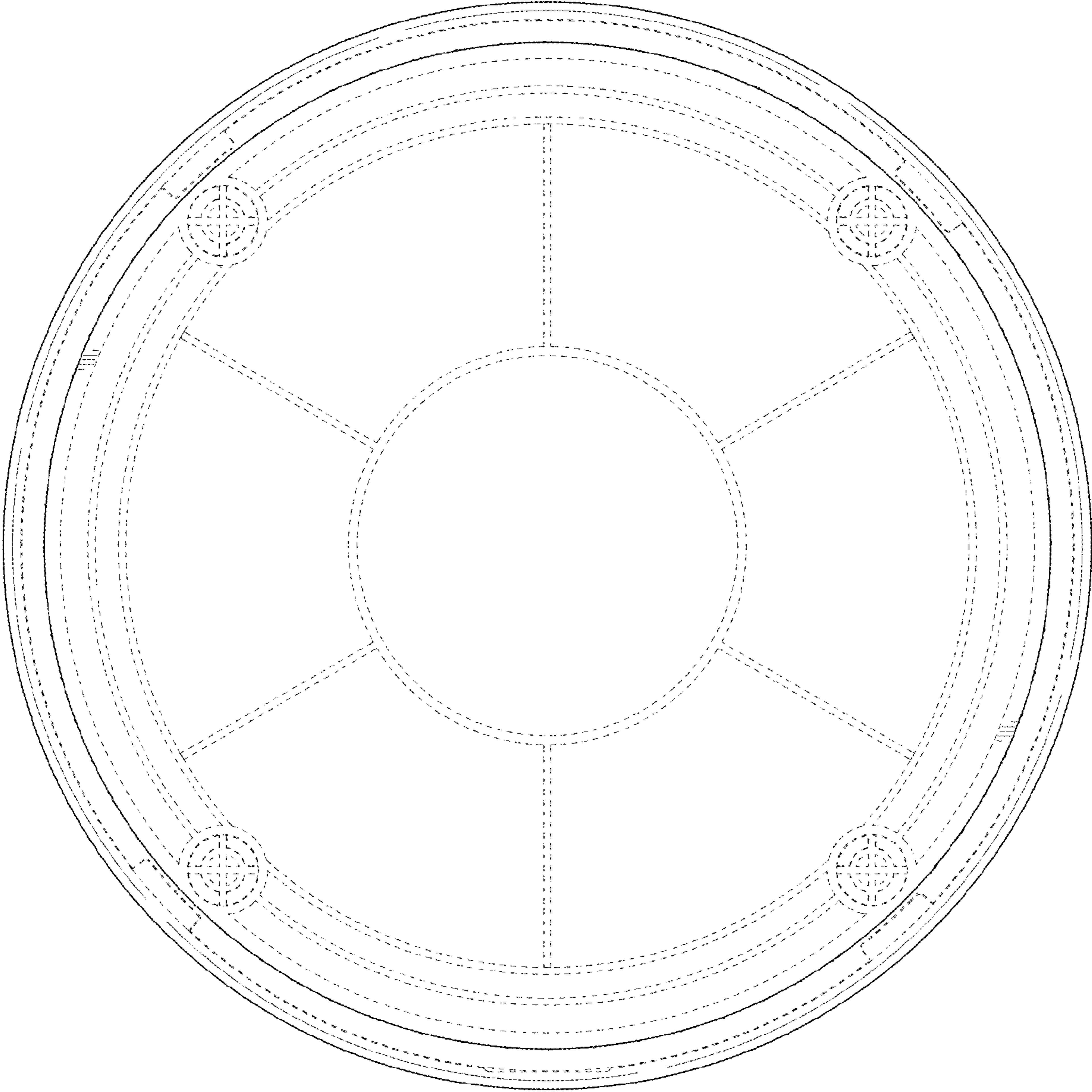


FIG. 8