



US00D986394S

(12) **United States Design Patent**
Weih et al.

(10) **Patent No.:** **US D986,394 S**

(45) **Date of Patent:** **** May 16, 2023**

(54) **PIPE SEALING GASKET**

(71) Applicant: **S & B Technical Products, Inc.**, Fort Worth, TX (US)

(72) Inventors: **Mark A. Weih**, San Jose (CR); **Rodney Pacheco**, San Jose (CR)

(**) Term: **15 Years**

(21) Appl. No.: **29/788,385**

(22) Filed: **May 12, 2021**

(51) **LOC (14) Cl.** **23-01**

(52) **U.S. Cl.**
USPC **D23/269**

(58) **Field of Classification Search**
USPC D23/207-209, 237, 259, 262, 269, 386;
D15/28, 123, 199; D8/349; D13/133,
D13/154, 199; D24/129; D32/31
CPC . F16L 11/00; F16L 25/01; F16L 17/10; F16L
17/025; F16L 47/08; F16L 59/14; F16L
21/02; F16L 21/03; F16K 11/07; F16K
31/002; E03C 1/24; F16J 15/025; F16J
15/026; F16J 15/027; F16J 15/062; F16J
15/16; F16J 15/125; F16J 15/166; F16J
15/186; F16J 15/3232; F04B 1/0448;
B24B 37/30; B24B 37/32; B24B 41/06;
B24B 41/061; B24B 41/062; B60K
15/0406

See application file for complete search history.

(56) **References Cited**

U.S. PATENT DOCUMENTS

3,472,523 A * 10/1969 Rentschler F16J 15/024
4,818,209 A * 4/1989 Petersson F16L 37/0845
277/924
5,213,339 A * 5/1993 Walworth F16L 21/03
277/625
D347,885 S * 6/1994 Gustafsson D23/269

D351,459 S * 10/1994 Andersson D23/269
D374,710 S * 10/1996 Gustafsson D23/269
D556,866 S * 12/2007 Darce D23/269

(Continued)

FOREIGN PATENT DOCUMENTS

EM 000629159-0002 * 12/2006
GB 2078125 * 3/1999

OTHER PUBLICATIONS

Rubber O-ring Waterproof Gasket Conical Sealing Ring Basin Water Pipe S-bend P-bend Drain Rubber Gasket, available in aliexpress.com, announced Year not available [online], [site visited Sep. 23, 2022], Internet URL: <https://www.aliexpress.com/item/3256801299164167.html?gatewayAdapt=4itemAdapt> (Year: 2022).*

(Continued)

Primary Examiner — Amy C Wierenga
Assistant Examiner — Kathryn Elizabeth Zieno
(74) *Attorney, Agent, or Firm* — Whitaker Chalk Swindle & Schwa; Charles D. Gunter, Jr.

(57) **CLAIM**

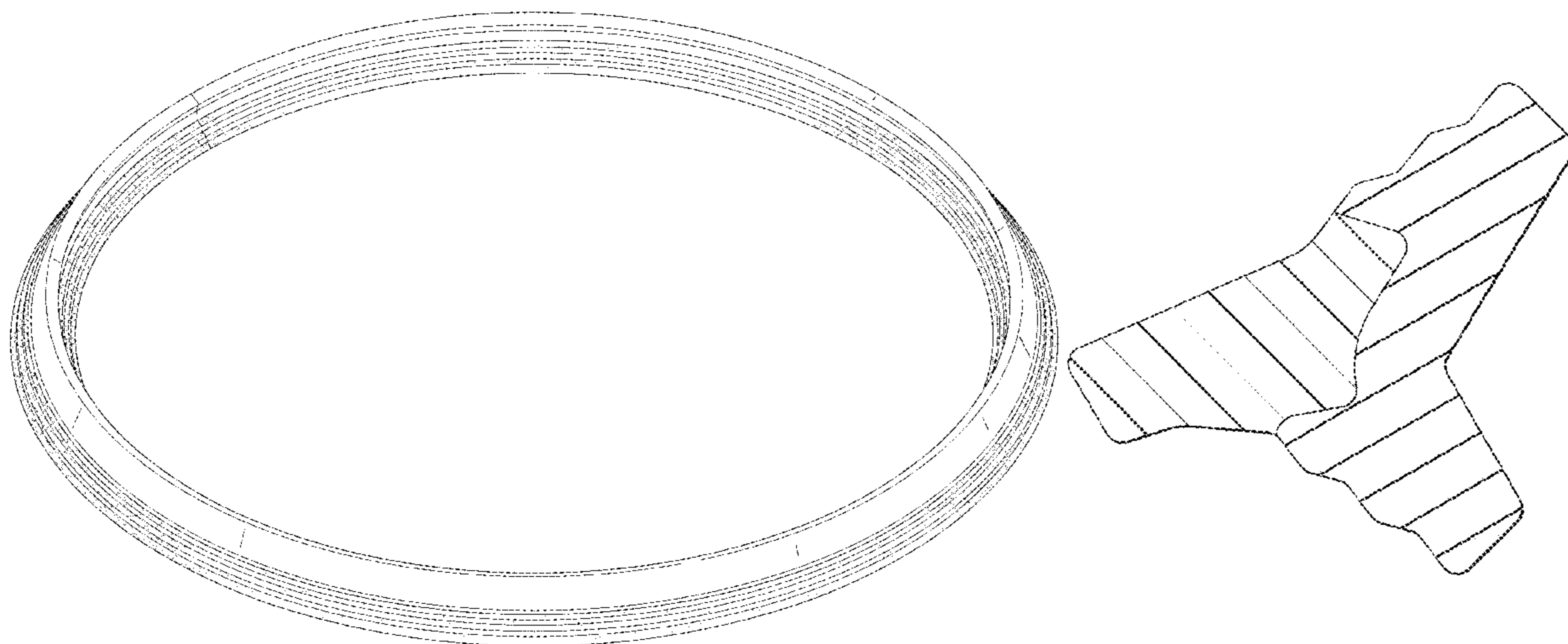
The ornamental design for a pipe sealing gasket, as show and described.

DESCRIPTION

FIG. 1 is a front perspective view of the pipe sealing gasket showing the new design;
FIG. 2 is a front elevation view thereof;
FIG. 3 is a rear elevation view thereof;
FIG. 4 is a right side view thereof;
FIG. 5 is a left side view thereof;
FIG. 6 is a top view thereof;
FIG. 7 is a bottom view thereof;
FIG. 8 is a rear perspective view thereof; and,
FIG. 9 is an enlarged cross-section view taken from area 9-9 of FIG. 2.

The stippled shading shown in the drawings represents a contrast in appearance.

1 Claim, 6 Drawing Sheets



(56)

References Cited

U.S. PATENT DOCUMENTS

D557,386	S *	12/2007	Darce	D23/269
D557,771	S *	12/2007	Darce	D23/269
D559,363	S *	1/2008	Darce	D23/269
D574,934	S *	8/2008	Darce	D23/269
D633,991	S *	3/2011	Nakagawa	D23/269
D638,523	S *	5/2011	Yoshida	D23/269
10,107,427	B2 *	10/2018	Monteil	F16L 47/08
D852,935	S *	7/2019	Copeland	D23/269
D857,859	S *	8/2019	Copeland	D23/269
D895,075	S *	9/2020	Kang	D23/269
D917,026	S *	4/2021	Pacheco	D23/269
D927,656	S *	8/2021	Kim	D23/269
2014/0374994	A1 *	12/2014	Monteil	F16L 37/0845 277/626
2018/0340642	A1 *	11/2018	Quesada	F16L 47/08
2021/0080042	A1 *	3/2021	Pacheco	F16L 17/025
2022/0333724	A1 *	10/2022	Weih	F16J 15/024

OTHER PUBLICATIONS

RP Pipe Gasket for Construction, available in indiamart.com, announced Year not available[online], [site visited Sep. 23, 2022], Internet URL: <https://www.indiamart.com/proddetail/grp-pipe-gasket-21792963991.html> (Year: 2022).*

* cited by examiner




FIG. 1

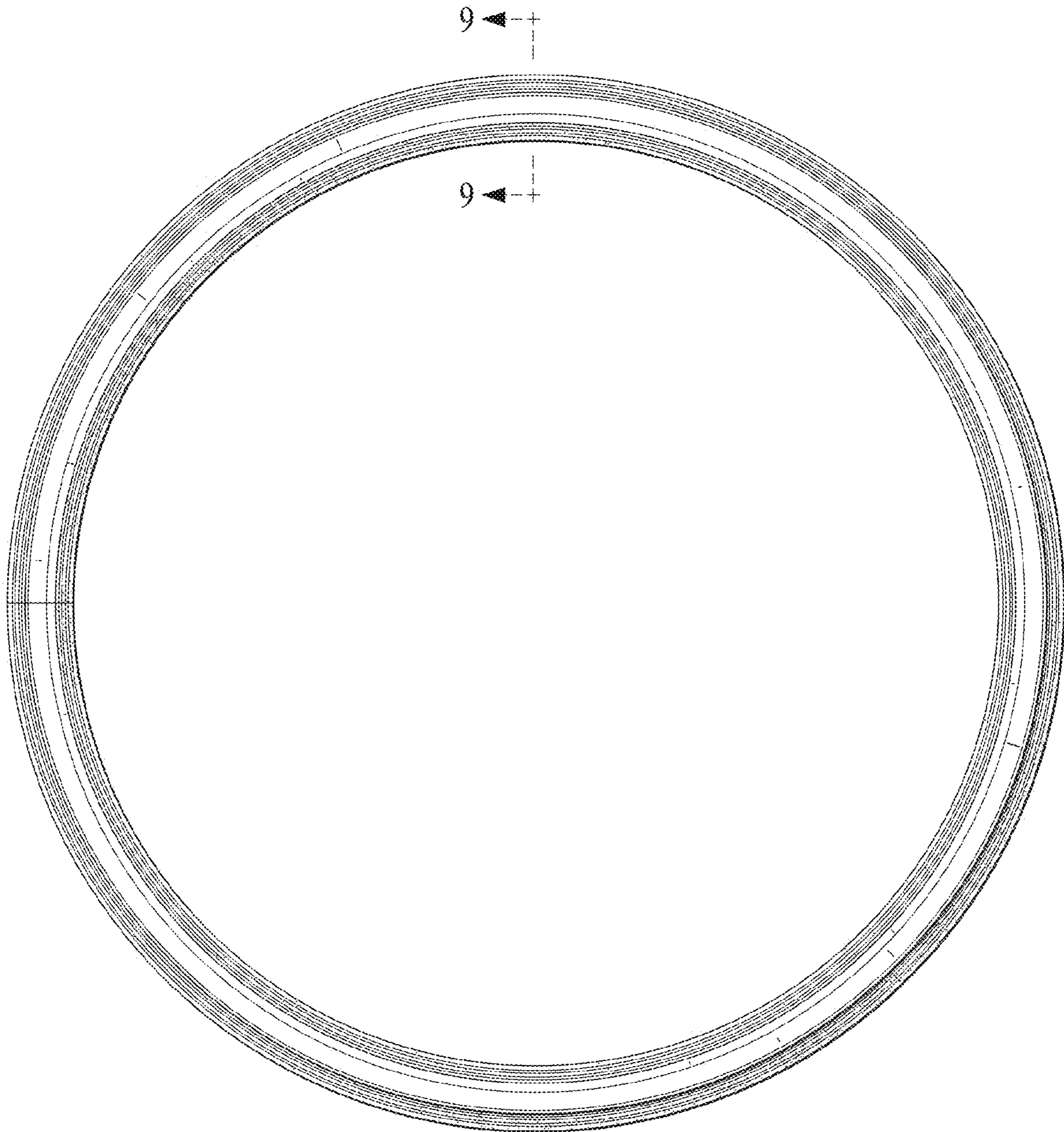


FIG. 2




FIG. 3



FIG. 4

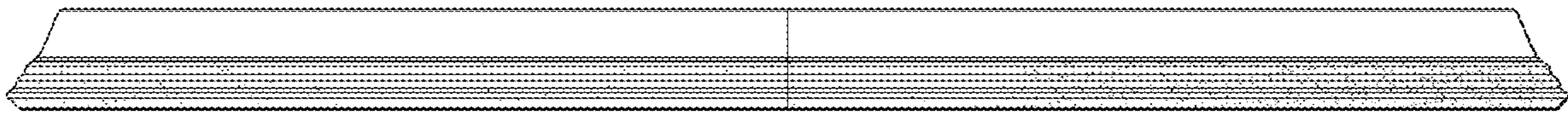


FIG. 5




FIG. 6




FIG. 7




FIG. 8

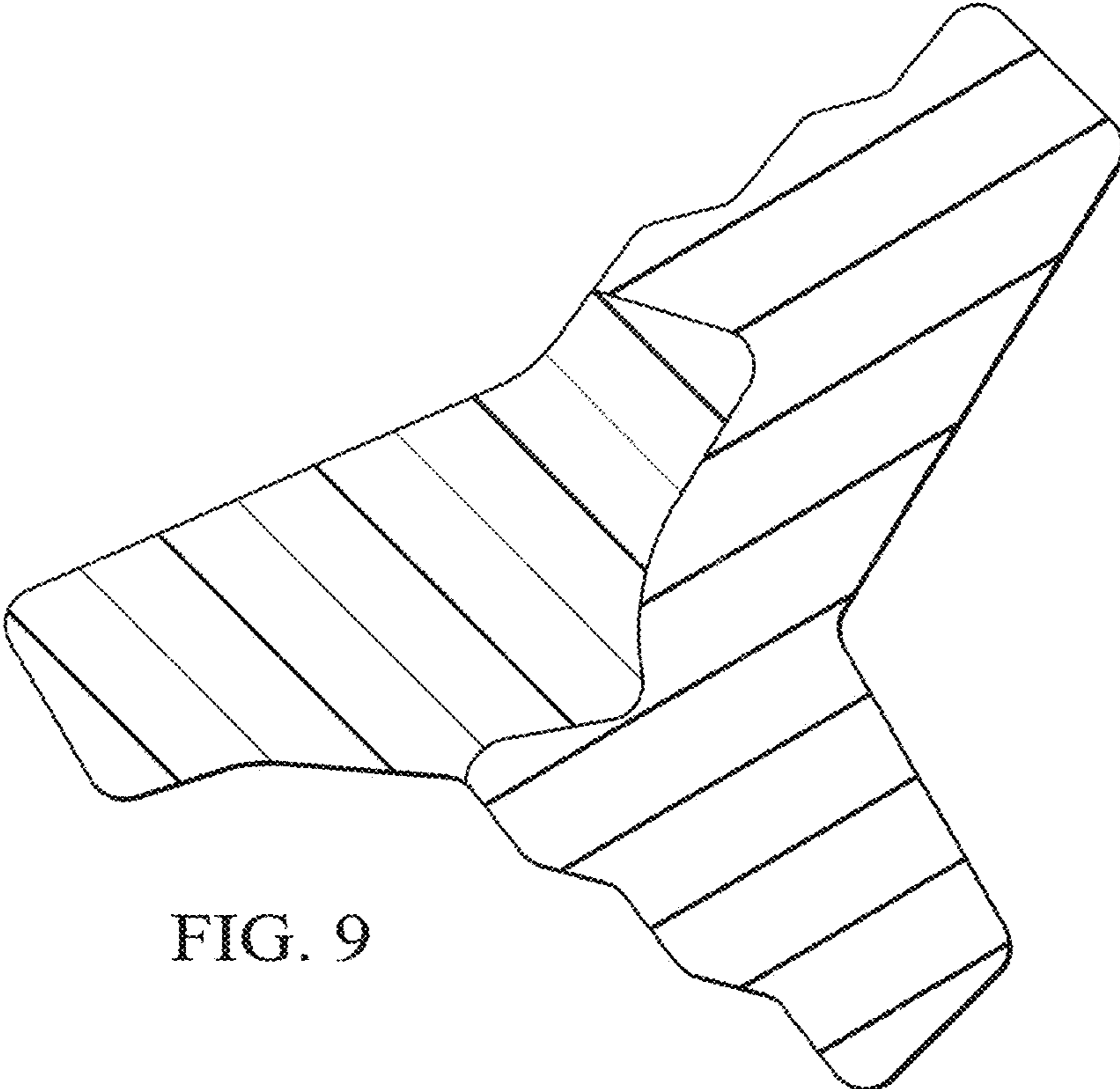


FIG. 9