



US00D986365S

(12) **United States Design Patent** (10) **Patent No.:** **US D986,365 S**
Greer et al. (45) **Date of Patent:** **** May 16, 2023**

(54) **GOLF CLUB HEAD**
(71) Applicant: **KARSTEN MANUFACTURING CORPORATION**, Phoenix, AZ (US)
(72) Inventors: **Evan R. Greer**, Peoria, AZ (US);
Murphy R. Alexander, Scottsdale, AZ (US)
(73) Assignee: **Karsten Manufacturing Corporation**, Phoenix, AZ (US)

D329,482 S * 9/1992 Antonious D21/748
D329,676 S * 9/1992 Antonious D21/748
D329,677 S * 9/1992 Antonious D21/748
D329,905 S * 9/1992 Antonious D21/748
D330,400 S * 10/1992 Antonious D21/748
D330,926 S * 11/1992 Antonious D21/748
D457,211 S 5/2002 Bakke et al.
6,533,679 B1 3/2003 McCabe et al.
D476,707 S 7/2003 Walker et al.

(Continued)

FOREIGN PATENT DOCUMENTS

CN 104740854 7/2015
JP 306838 10/1990

(Continued)

OTHER PUBLICATIONS

Ping irons google search; goggle.com; Aug. 26, 2022.*

(Continued)

Primary Examiner — Mitchell I. Siegel

(57) **CLAIM**

The ornamental design for a golf club head, as shown and described.

DESCRIPTION

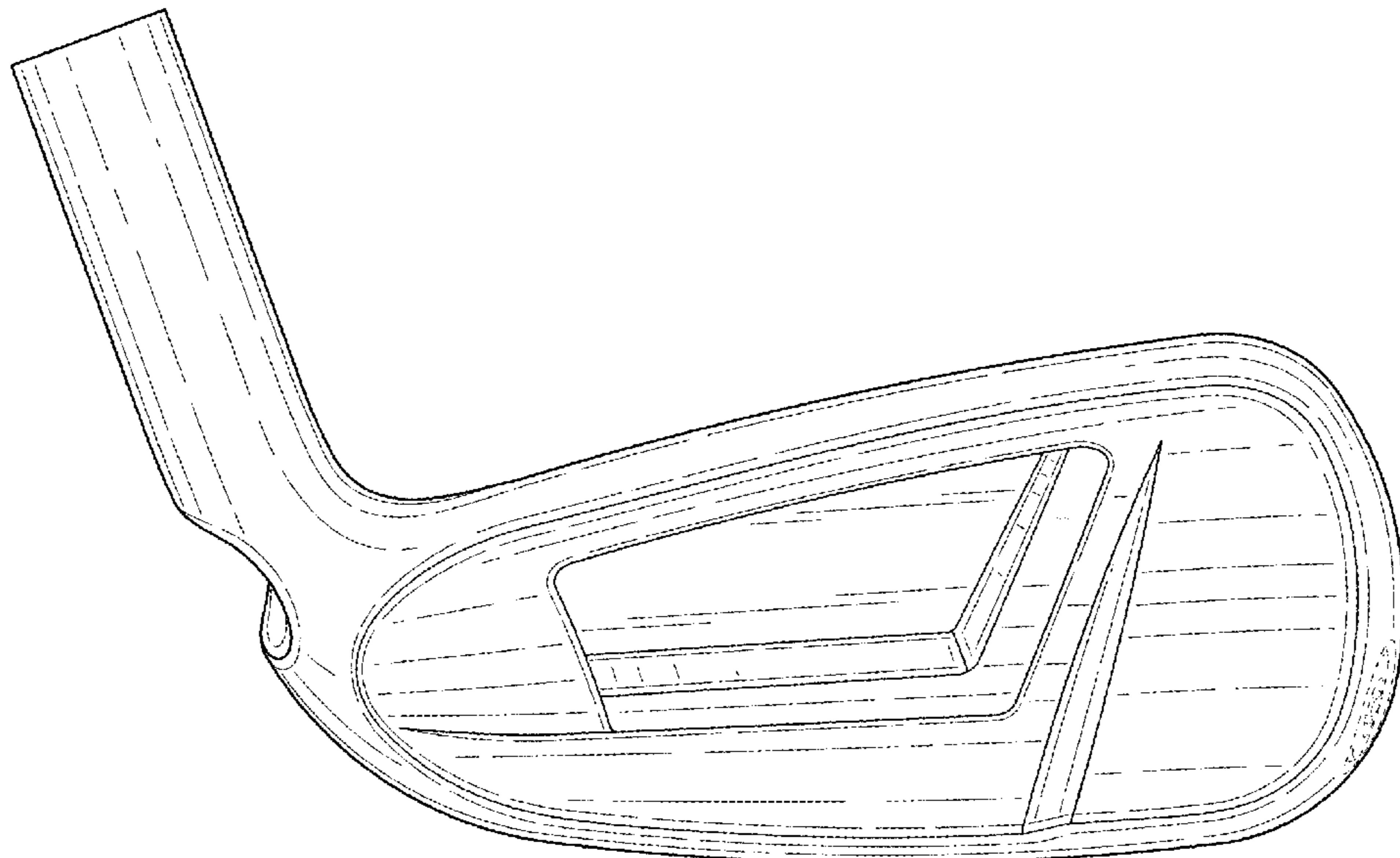
FIG. 1 is a top perspective view of a golf club head;
FIG. 2 is a bottom perspective view of the golf club head of FIG. 1;
FIG. 3 is a top view of the golf club head of FIG. 1;
FIG. 4 is a bottom view of the golf club head of FIG. 1;
FIG. 5 is a front view of the golf club head of FIG. 1;
FIG. 6 is a rear view of the golf club head of FIG. 1;
FIG. 7 is a heel side view of the golf club head of FIG. 1;
and,
FIG. 8 is a toe side view of the golf club head of FIG. 1.
The broken lines shown form no part of the claimed design.

1 Claim, 6 Drawing Sheets

(**) Term: **15 Years**
(21) Appl. No.: **29/770,140**
(22) Filed: **Feb. 9, 2021**
(51) **LOC (14) Cl.** **21-02**
(52) **U.S. Cl.**
USPC **D21/747**
(58) **Field of Classification Search**
USPC D21/747-751, 759
CPC A63B 53/00; A63B 53/02; A63B 53/04;
A63B 53/047; A63B 53/0475; A63B
2053/0479; A63B 2053/0483; A63B
2053/0445; A63B 60/00; A63B 60/46
See application file for complete search history.

(56) **References Cited**
U.S. PATENT DOCUMENTS

1,840,924 A 1/1932 Tucker
D164,469 S 9/1951 Behrendt et al.
D179,818 S 3/1957 Penna et al.
3,979,122 A 9/1976 Belmont
4,180,269 A 12/1979 Thompson et al.
4,607,846 A 8/1986 Perkins
D300,547 S * 4/1989 Kobayashi D21/748
D328,482 S * 8/1992 Antonious D21/748
D328,483 S * 8/1992 Antonious D21/748
D328,627 S * 8/1992 Antonious D21/748
D328,628 S * 8/1992 Antonious D21/748



(56)

References Cited

U.S. PATENT DOCUMENTS

D490,871 S * 6/2004 Gilbert D21/759
 D491,241 S 6/2004 Long
 6,780,123 B2 8/2004 Hasebe
 D517,626 S * 3/2006 Gilbert D21/747
 D531,244 S * 10/2006 Gilbert D21/759
 D531,689 S * 11/2006 Gilbert D21/759
 D531,690 S * 11/2006 Gilbert D21/759
 D534,609 S * 1/2007 Gilbert D21/759
 D540,901 S * 4/2007 Gilbert D21/759
 D541,363 S * 4/2007 Gilbert D21/759
 7,232,381 B2 6/2007 Imamoto
 7,281,991 B2 10/2007 Gilbert et al.
 D603,918 S 11/2009 Simon et al.
 8,277,337 B2 10/2012 Shimazaki
 9,265,995 B2 2/2016 Wahl et al.
 D762,792 S 8/2016 Oliviero et al.
 D763,375 S * 8/2016 Chun D21/747
 9,427,635 B2 8/2016 Ines et al.
 D773,574 S 12/2016 Oliviero et al.
 D773,575 S 12/2016 Nicollete et al.
 9,610,481 B2 4/2017 Parsons et al.
 D802,068 S 11/2017 Parsons et al.
 D803,960 S * 11/2017 Hebreo D21/749
 9,901,793 B2 2/2018 Ban et al.
 9,908,018 B2 3/2018 Roberts et al.

9,937,396 B2 4/2018 Stites et al.
 D832,953 S 11/2018 Bacon et al.
 D894,303 S * 8/2020 Song D21/747
 D934,972 S * 11/2021 Chen D21/747
 D947,970 S * 4/2022 Wang D21/747
 D947,971 S * 4/2022 Chun D21/747
 2013/0109500 A1 5/2013 Boyd et al.

FOREIGN PATENT DOCUMENTS

JP	917896	1/1995
JP	1085745	9/2000
JP	2003062132	3/2003
JP	5315577	10/2003
JP	2006212066	8/2006
JP	2008054985	3/2008
JP	2010167131	8/2010
JP	5763701	7/2015
KR	30-0368182	12/2004

OTHER PUBLICATIONS

Ping.com; Aug. 26, 2022.*
 Maltby Dbm Forged Head Golf Works. Accessed on Oct. 15, 2015,
 URL: <http://www.golfworks.com/product.asp_Q_pn_E_MA0225_A_Maltby+DBM+Forged+Iron+Heads_Ac2p_E_cs/>.

* cited by examiner

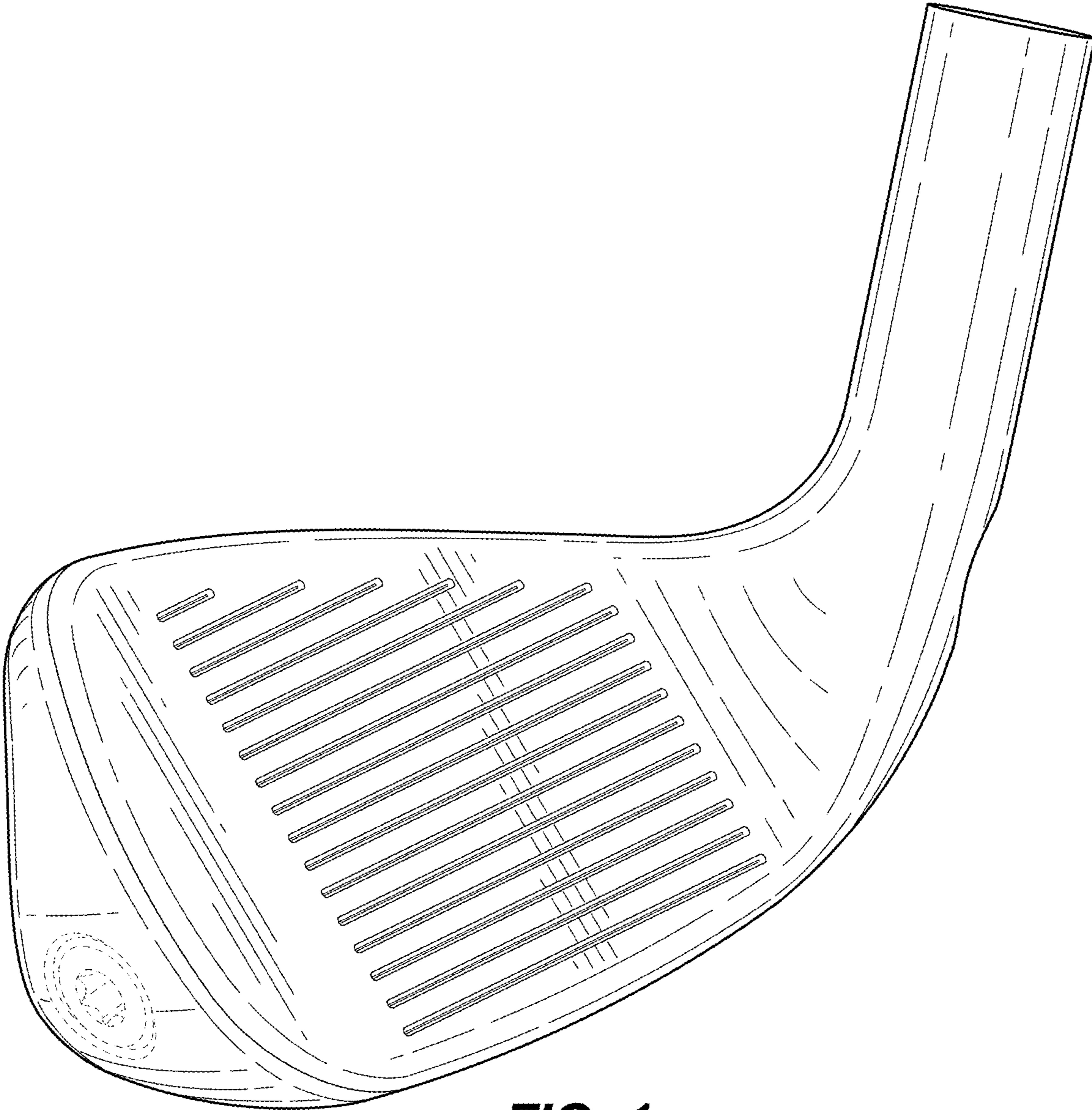
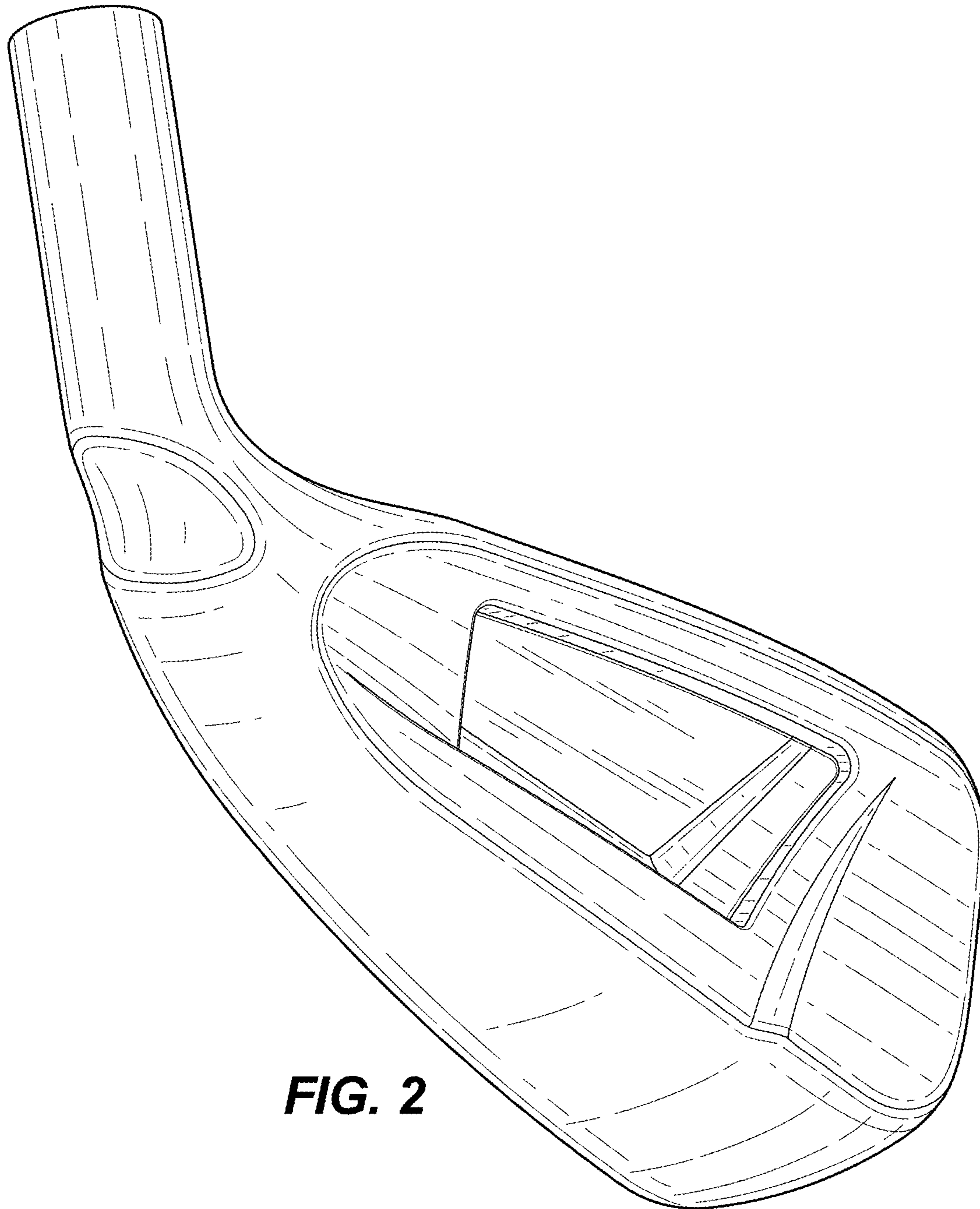


FIG. 1



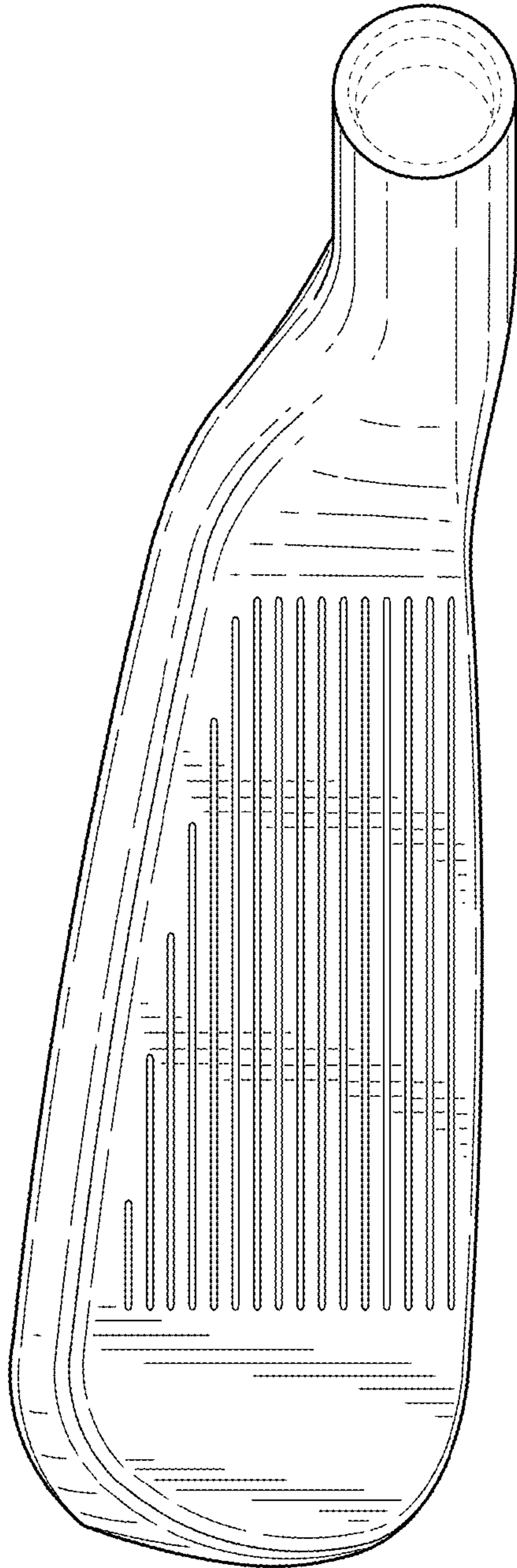


FIG. 3

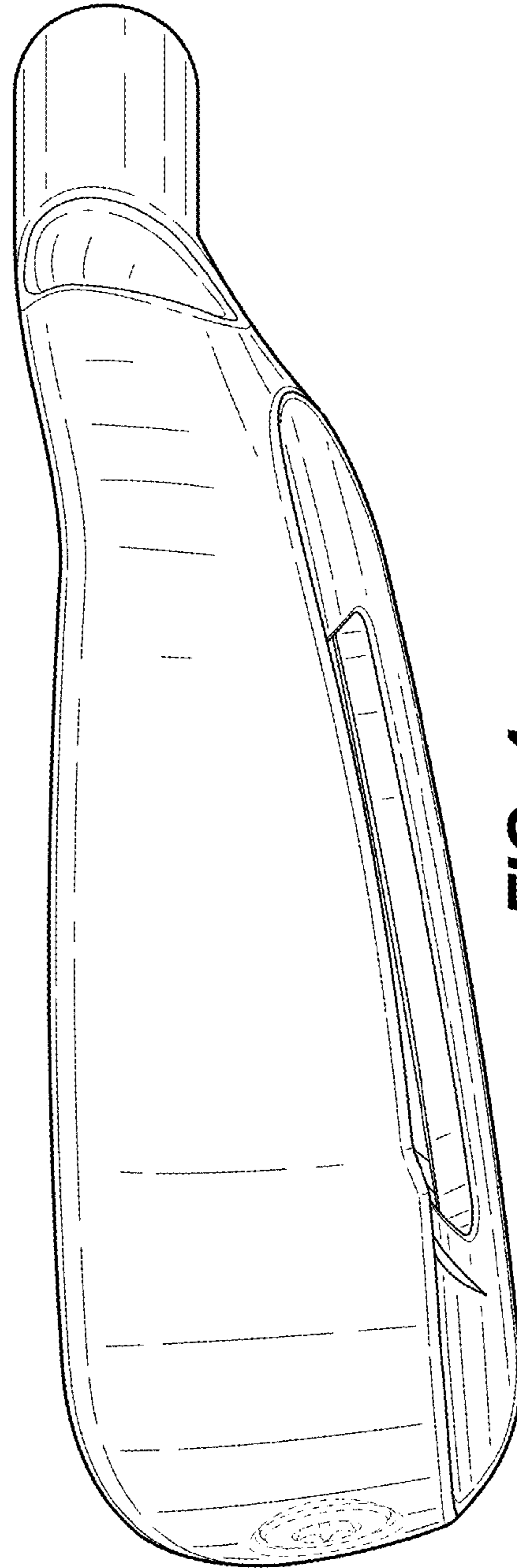


FIG. 4

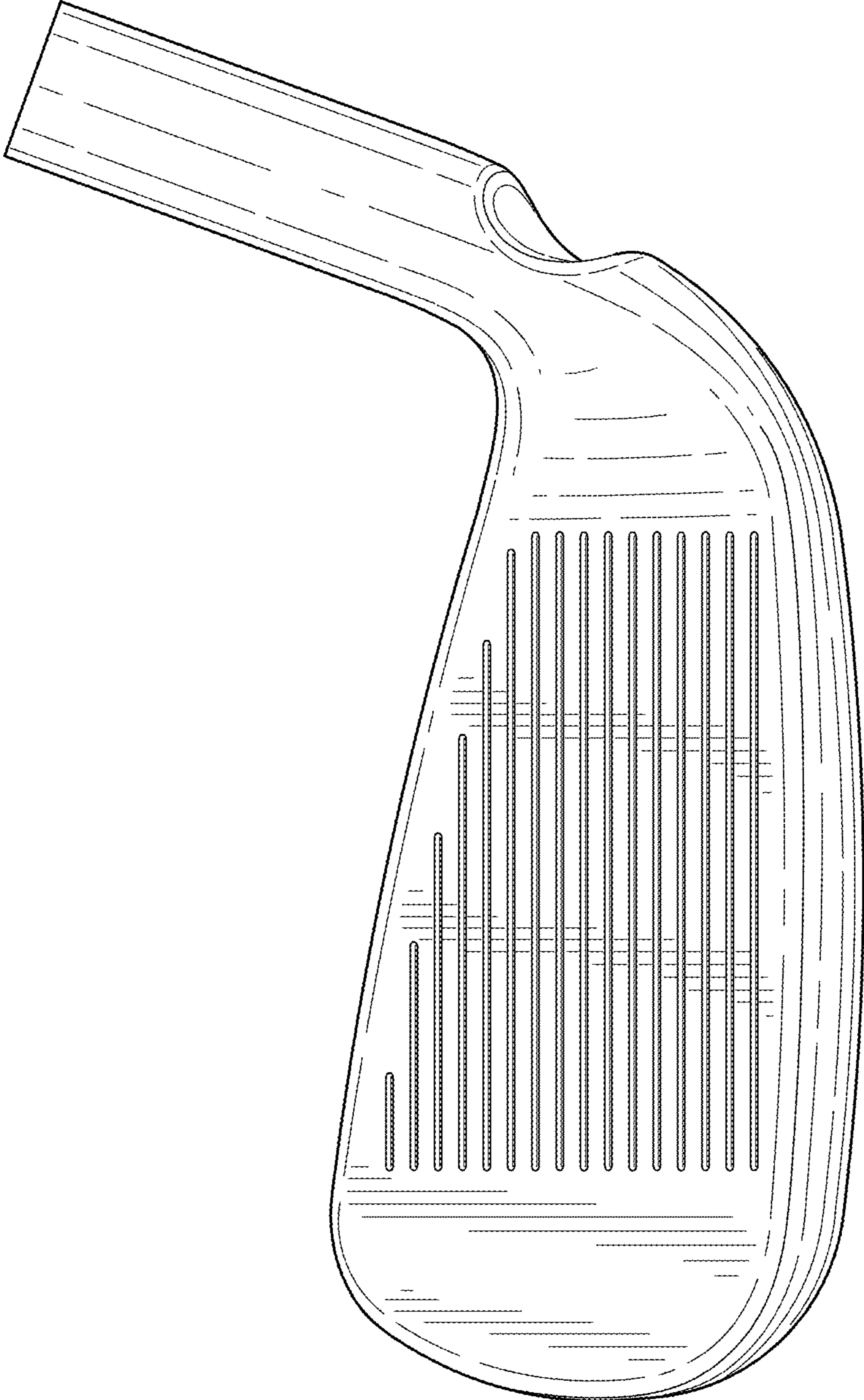


FIG. 5

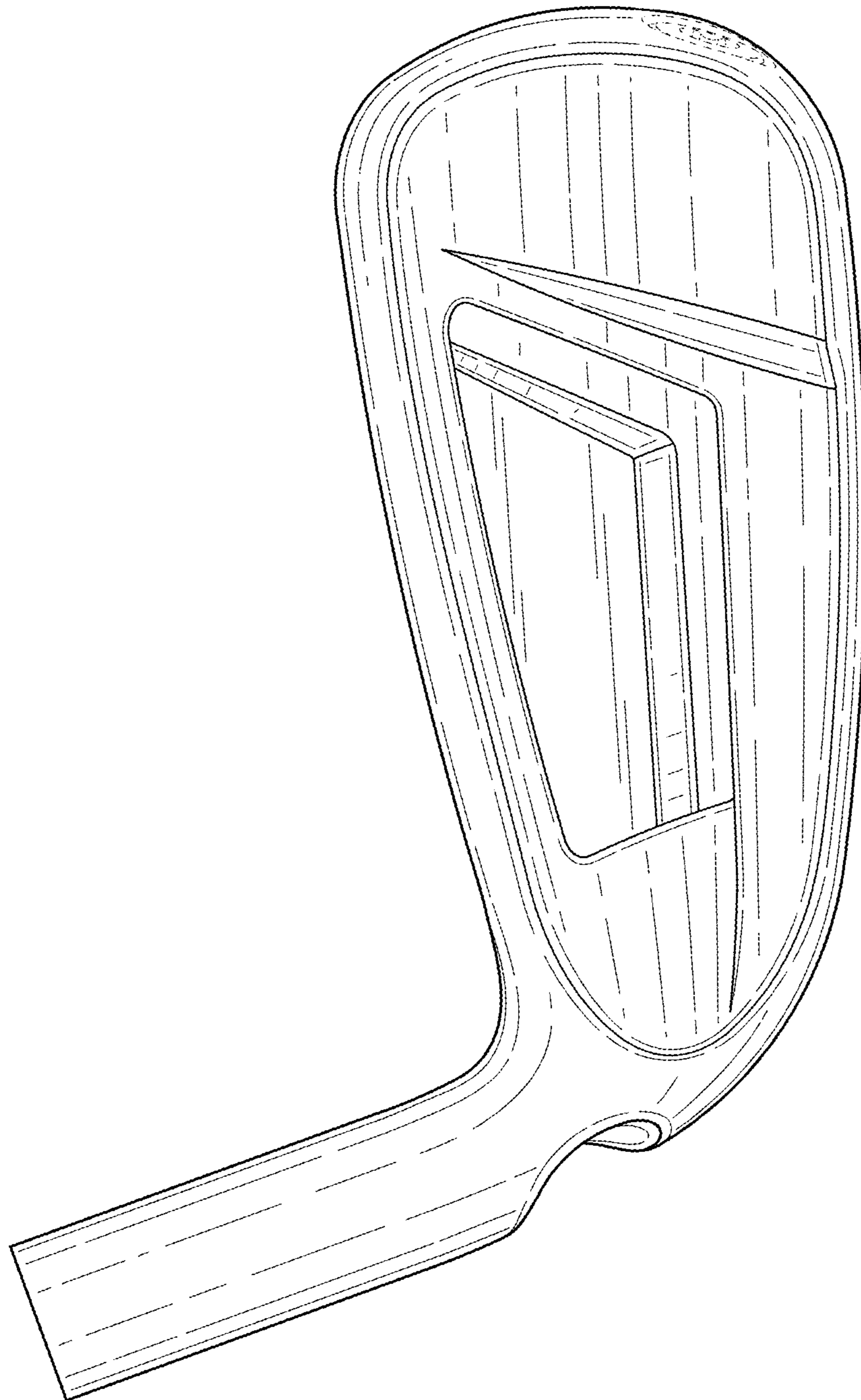


FIG. 6

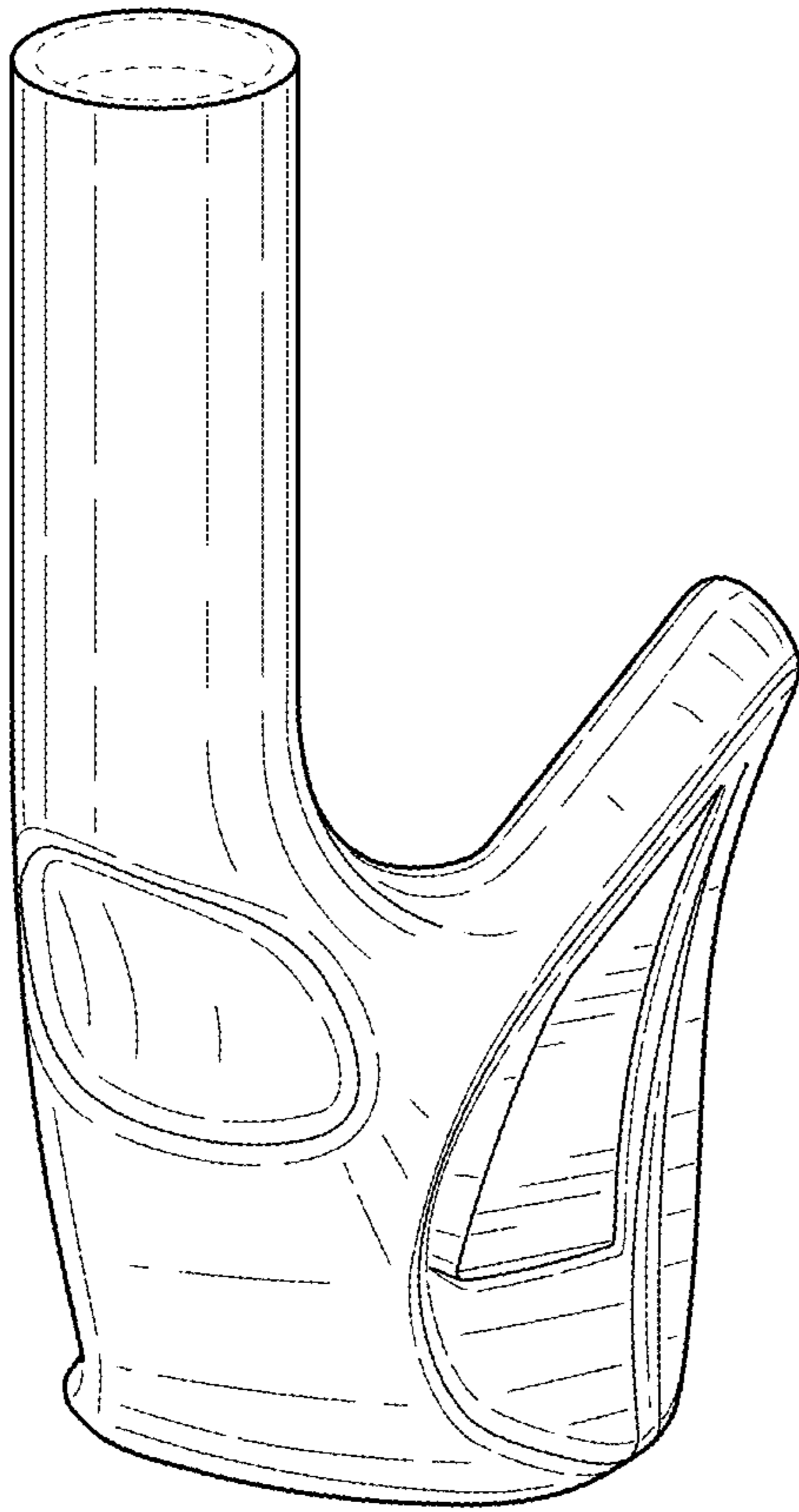


FIG. 7

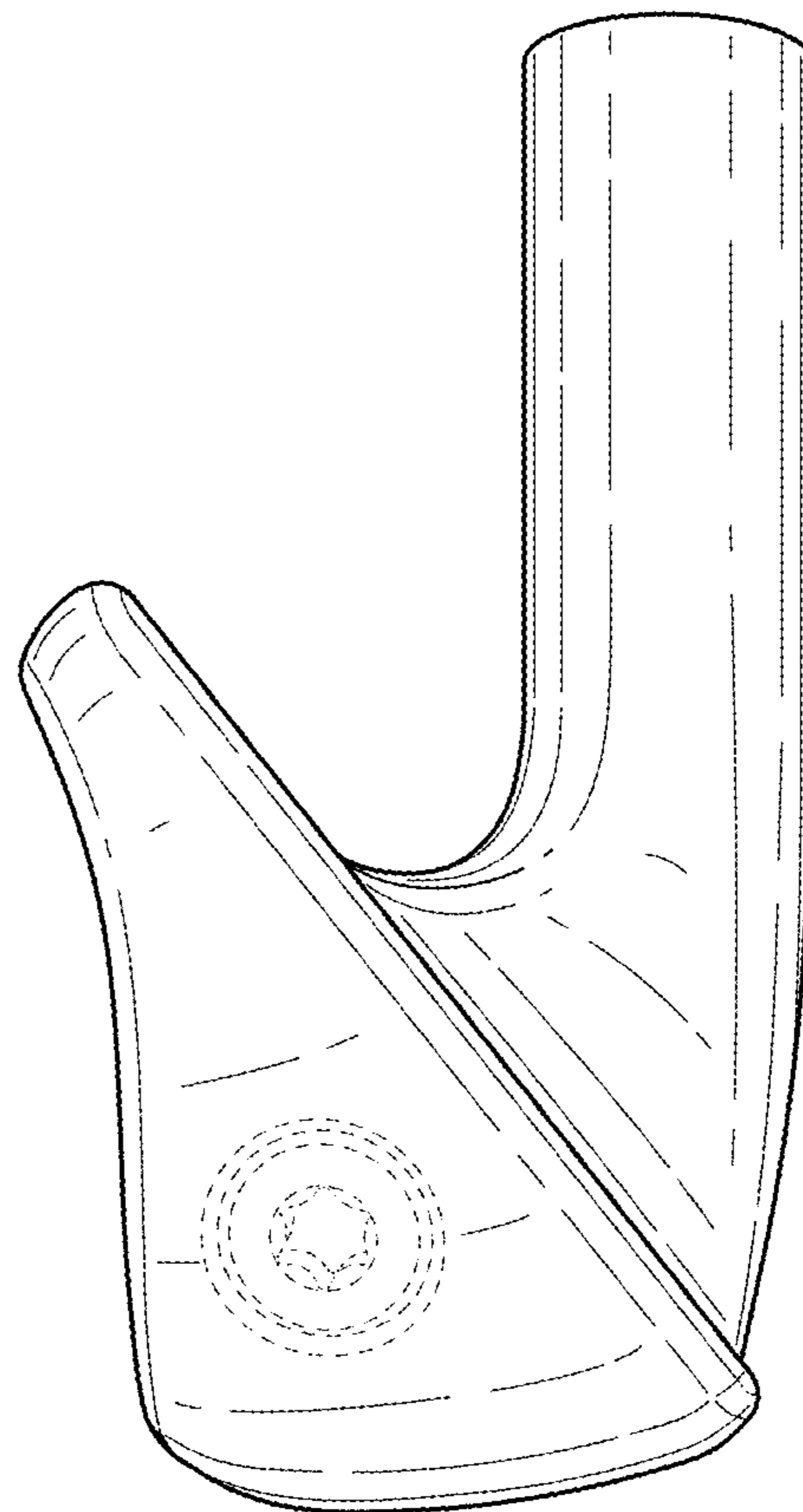


FIG. 8