



US00D986356S

(12) **United States Design Patent** (10) **Patent No.:** **US D986,356 S**
Liu (45) **Date of Patent:** **** May 16, 2023**

(54) **ADJUSTABLE BARBELL**

(71) Applicant: **OHFG TECHNOLOGIES (SHANGHAI) CO., LTD**, Shanghai (CN)

(72) Inventor: **Ping Liu**, Shanghai (CN)

(73) Assignee: **OHFG TECHNOLOGIES(SHANGHAI) CO., LTD**, Shanghai (CN)

(**) Term: **15 Years**

(21) Appl. No.: **29/884,511**

(22) Filed: **Feb. 13, 2023**

(51) **LOC (14) Cl.** **21-02**

(52) **U.S. Cl.**
USPC **D21/681**

(58) **Field of Classification Search**
USPC D21/662, 681, 694, 678, 679, 839;
D9/668
CPC ... A63B 21/0728; A63B 21/072; A63B 21/00;
A63B 21/075; F16B 2/10; F16B 21/06;
F16L 33/12
See application file for complete search history.

(56) **References Cited**

U.S. PATENT DOCUMENTS

D243,013 S *	1/1977	Jones	D10/63
D657,010 S *	4/2012	Cen	D21/679
D695,128 S *	12/2013	Ozsinmaz	D9/668
D734,408 S *	7/2015	Capps	D21/681
D756,468 S *	5/2016	Chang	D21/662
D843,524 S	3/2019	Henniger		
D877,822 S *	3/2020	Ross	D21/678
D948,642 S *	4/2022	Lu	D21/681
D952,772 S *	5/2022	Wang	D21/681

(Continued)

OTHER PUBLICATIONS

“Bowflex” Apr. 27, 2018, Youtube, site visited Mar. 6, 2023: <https://www.youtube.com/watch?v=p2UNQ-hBpUQ> (Year: 2018).*
(Continued)

Primary Examiner — Jack Reickel

Assistant Examiner — Salamah Jordan

(74) *Attorney, Agent, or Firm* — Daniel M. Cohn;
Howard M. Cohn


(57) **CLAIM**

The ornamental design for an adjustable barbell, as shown and described.

DESCRIPTION

FIG. 1 is a perspective view of an adjustable barbell showing my new design;
FIG. 2 is another perspective view thereof;
FIG. 3 is a front elevational view thereof;
FIG. 4 is a rear elevational view thereof;
FIG. 5 is a left side elevational view thereof;
FIG. 6 is a right side elevational view thereof;
FIG. 7 is a top plan view thereof;
FIG. 8 is a bottom plan view thereof;
FIG. 9 is an enlarged view of portion 9 shown in FIG. 1;
FIG. 10 is an enlarged view of portion 10 shown in FIG. 1;
FIG. 11 is an enlarged view of portion 11 shown in FIG. 2;
FIG. 12 is an enlarged view of portion 12 shown in FIG. 2;
FIG. 13 is a perspective view of the adjustable barbell where the adjustable barbell is in a configuration of use; and,
FIG. 14 is another perspective view thereof.
The dash-dash broken lines in the drawings depict portions of the adjustable barbell that form no part of the claimed design. The dot-dash broken lines represent boundaries of the enlarged portions and form no part of the claimed design.

1 Claim, 14 Drawing Sheets



(56)

References Cited

U.S. PATENT DOCUMENTS

D958,266 S * 7/2022 Hendricks D21/681
2022/0062683 A1 * 3/2022 Zhang A63B 21/0722

OTHER PUBLICATIONS

“Bowflex® SelectTech 2080 Barbell” Jun. 16, 2020, Youtube, site visited Mar. 6, 2023: <https://www.youtube.com/watch?v=10qSzw-A7u8> (Year: 2020).*

“Bowflex SelectTech Curl Bar” May 1, 2020, Youtube, site visited Mar. 6, 2023: <https://www.amazon.com/Bowflex-SelectTech-ST2080-Curl-Black/dp/B087ZL4VSN> (Year: 2020).*

* cited by examiner




FIG. 1




FIG. 2

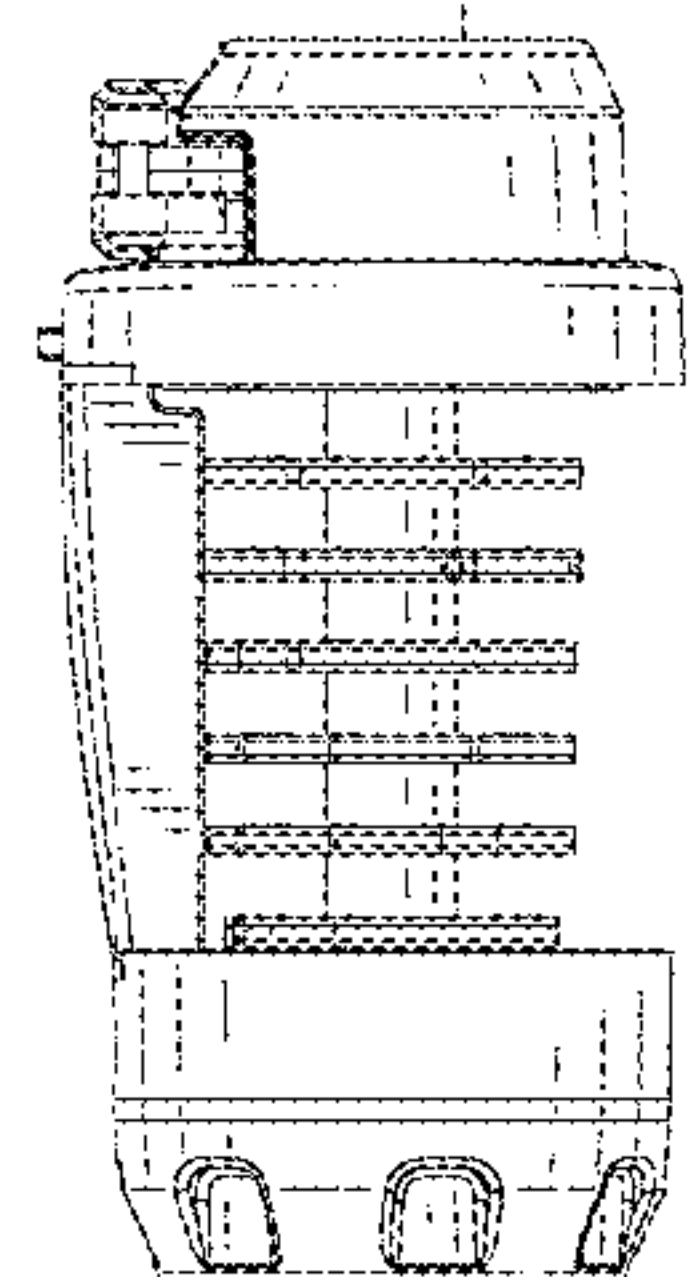
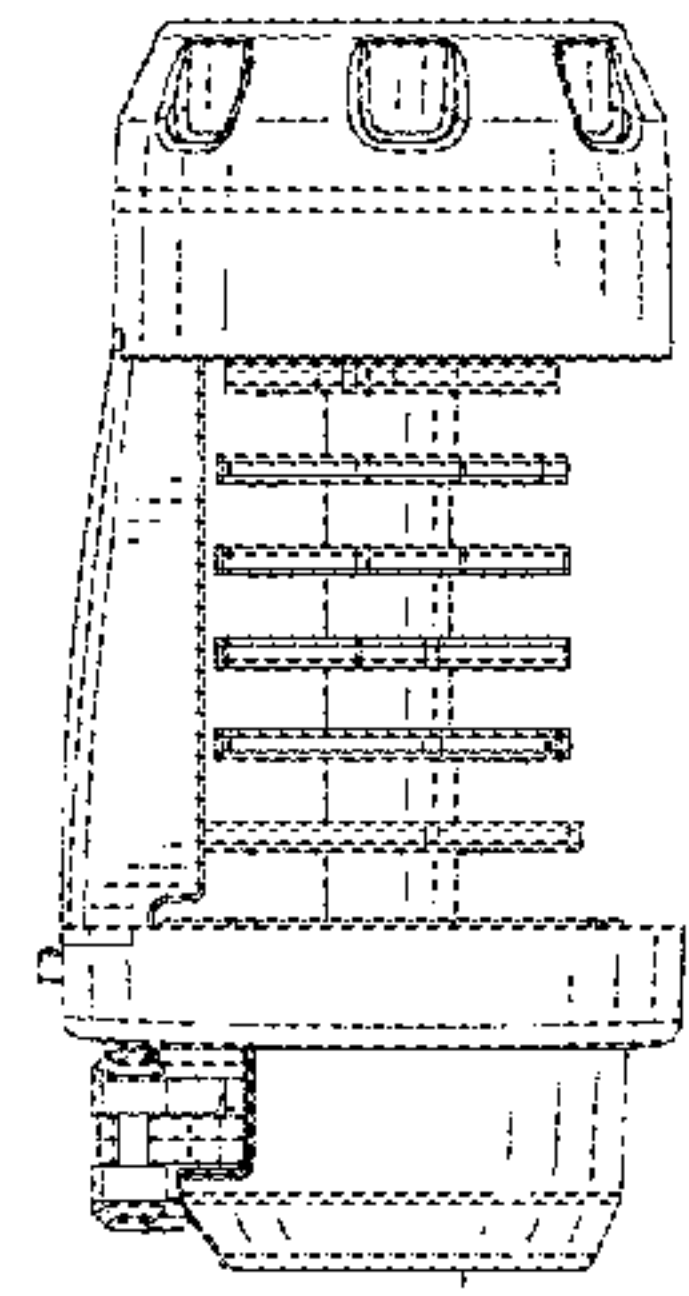


FIG. 3




FIG. 4

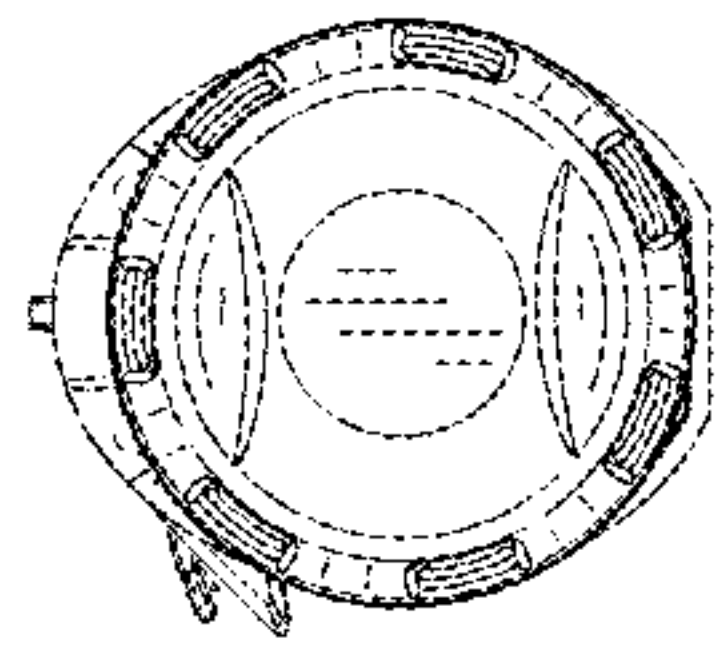


FIG. 5

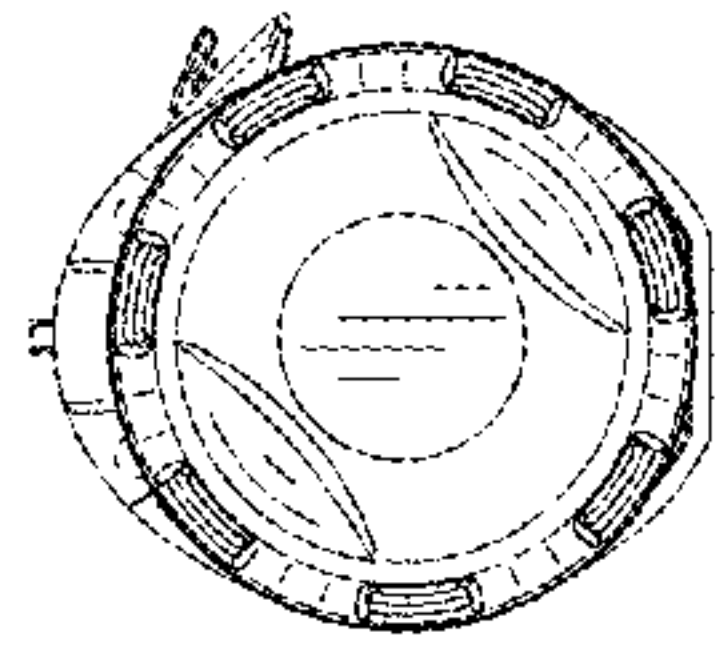


FIG. 6

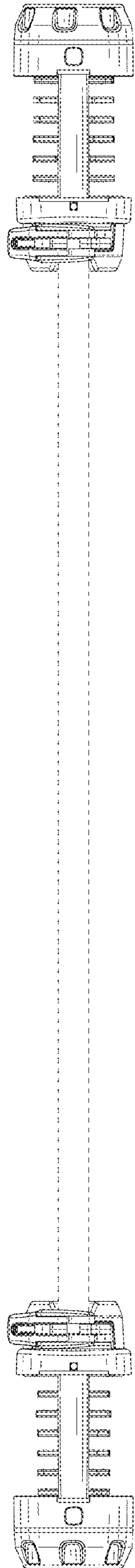


FIG. 7

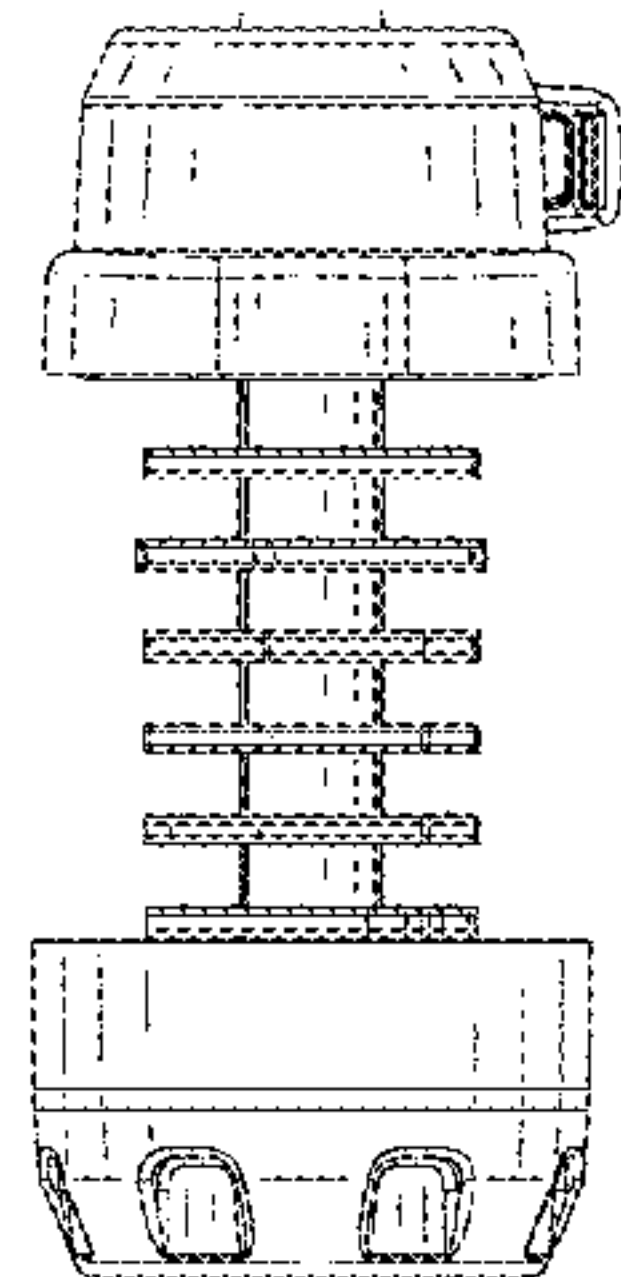
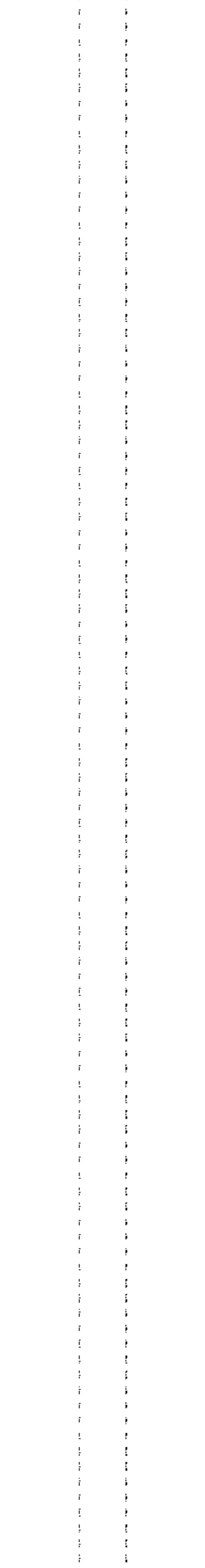
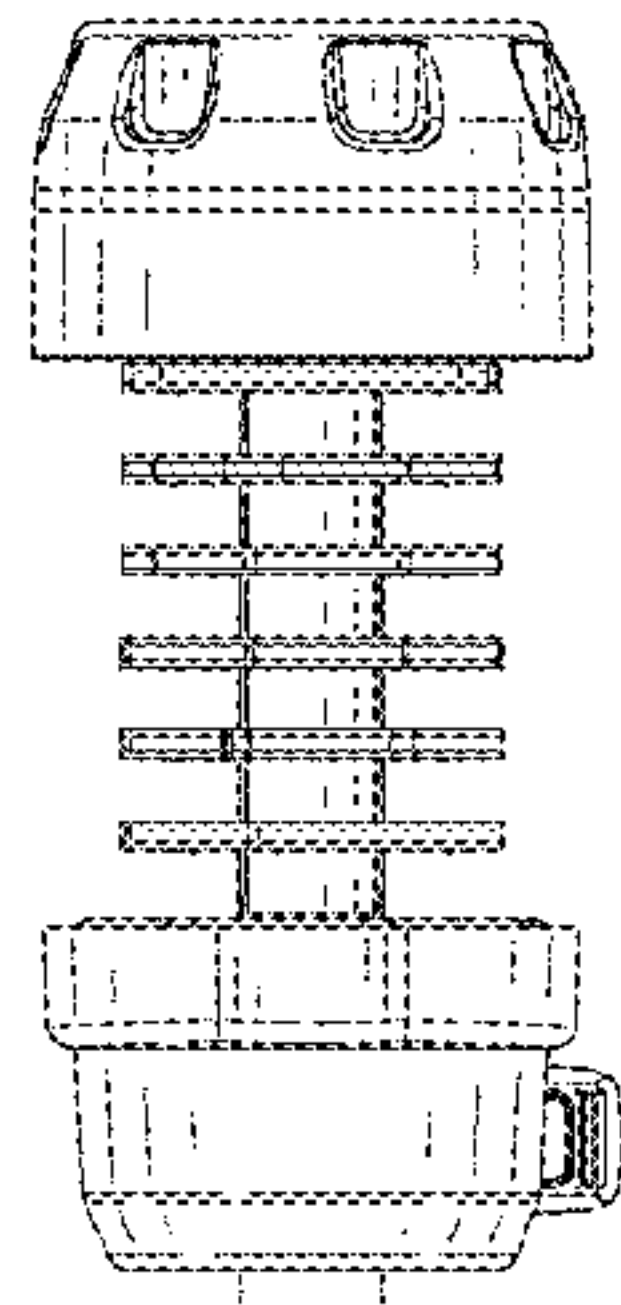


FIG. 8

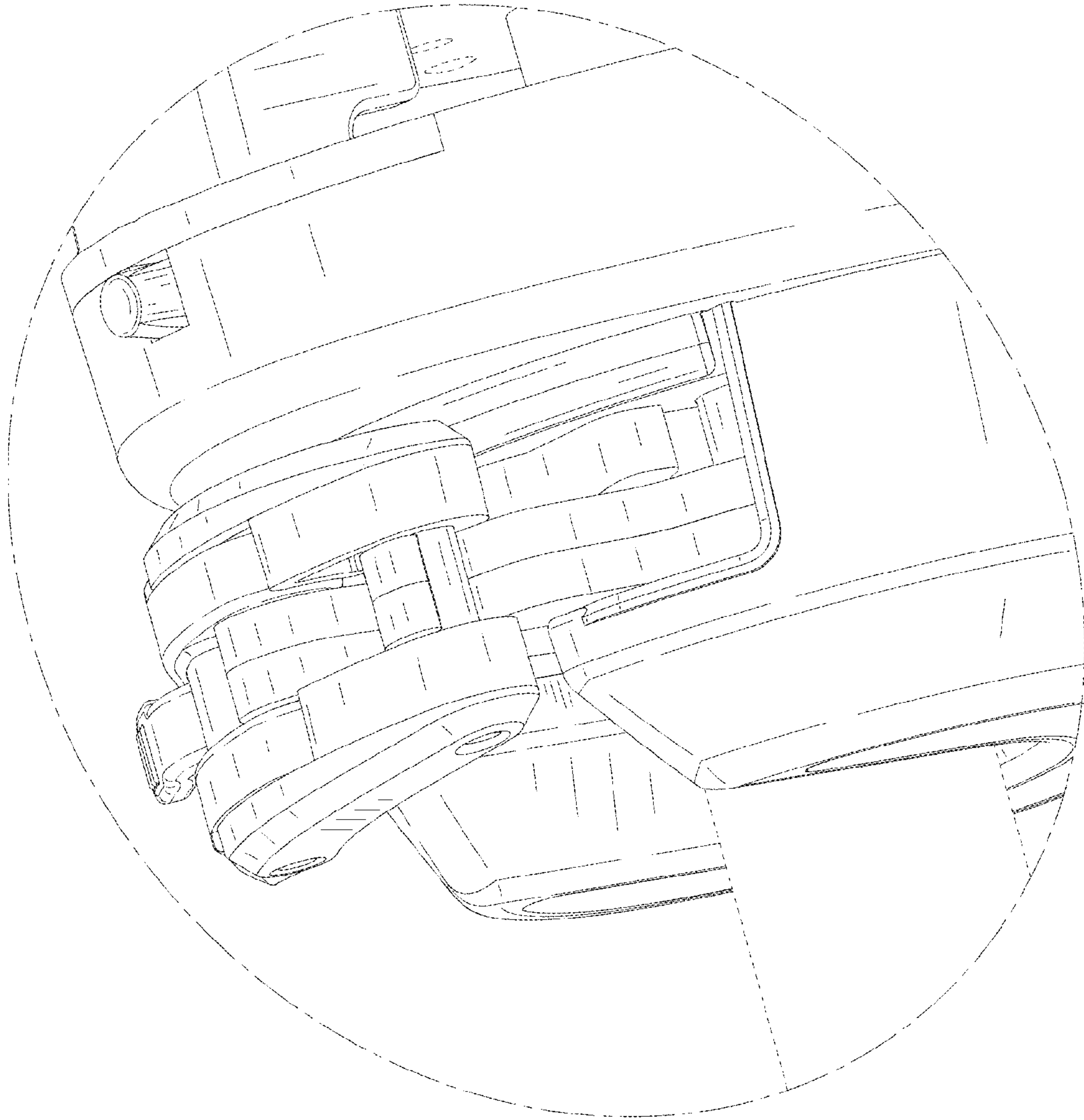


FIG. 9

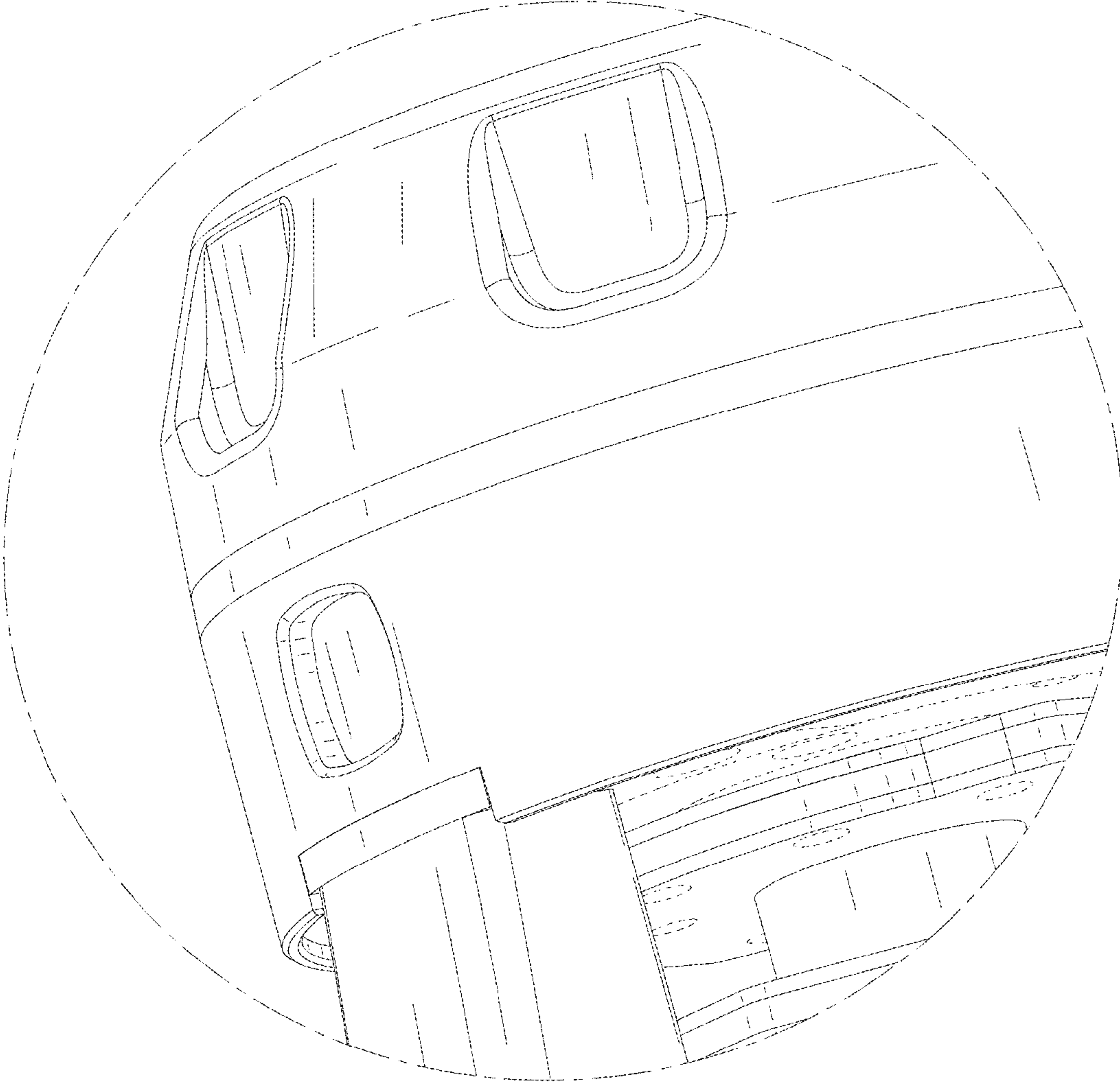


FIG. 10

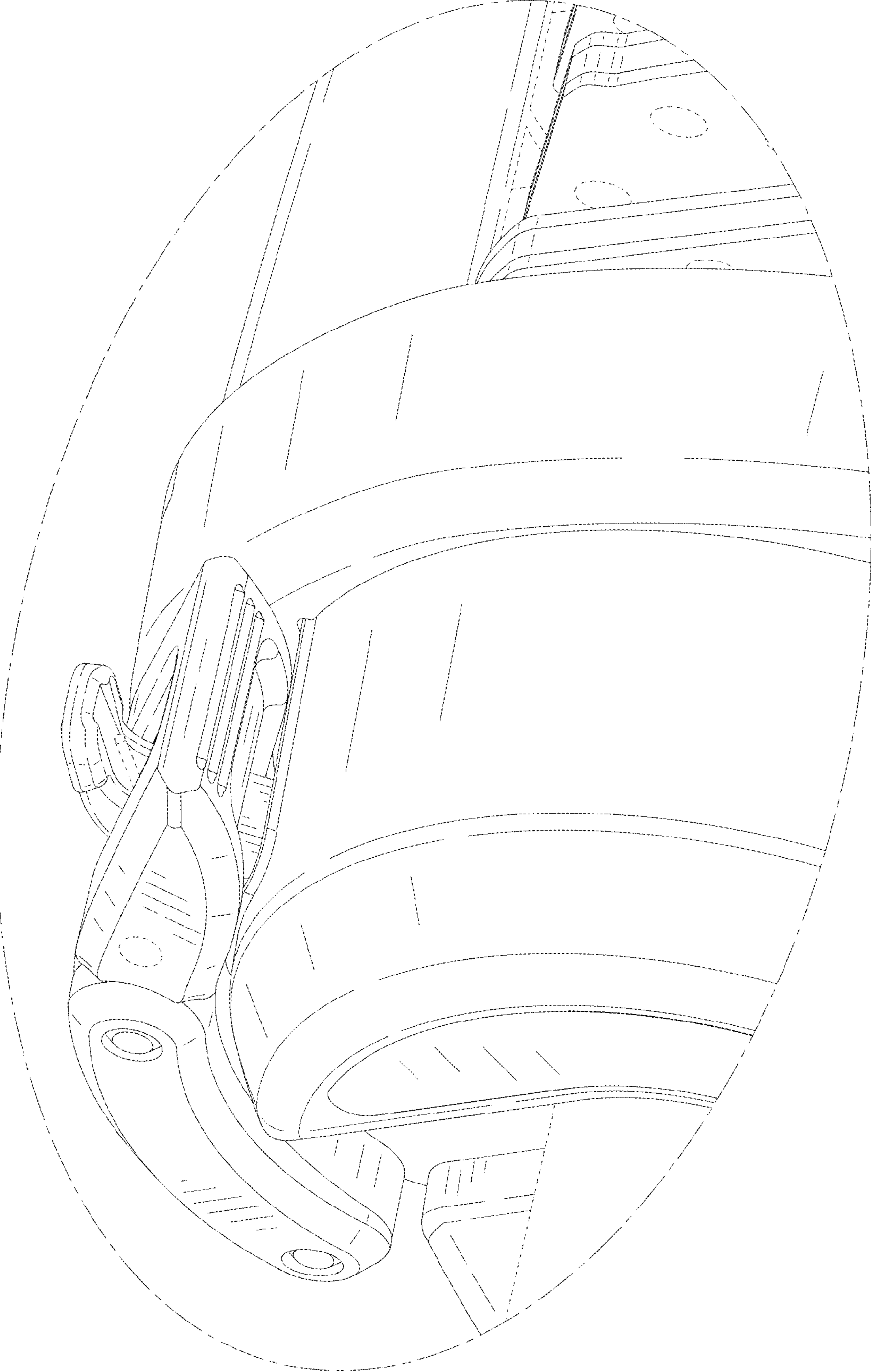


FIG. 11

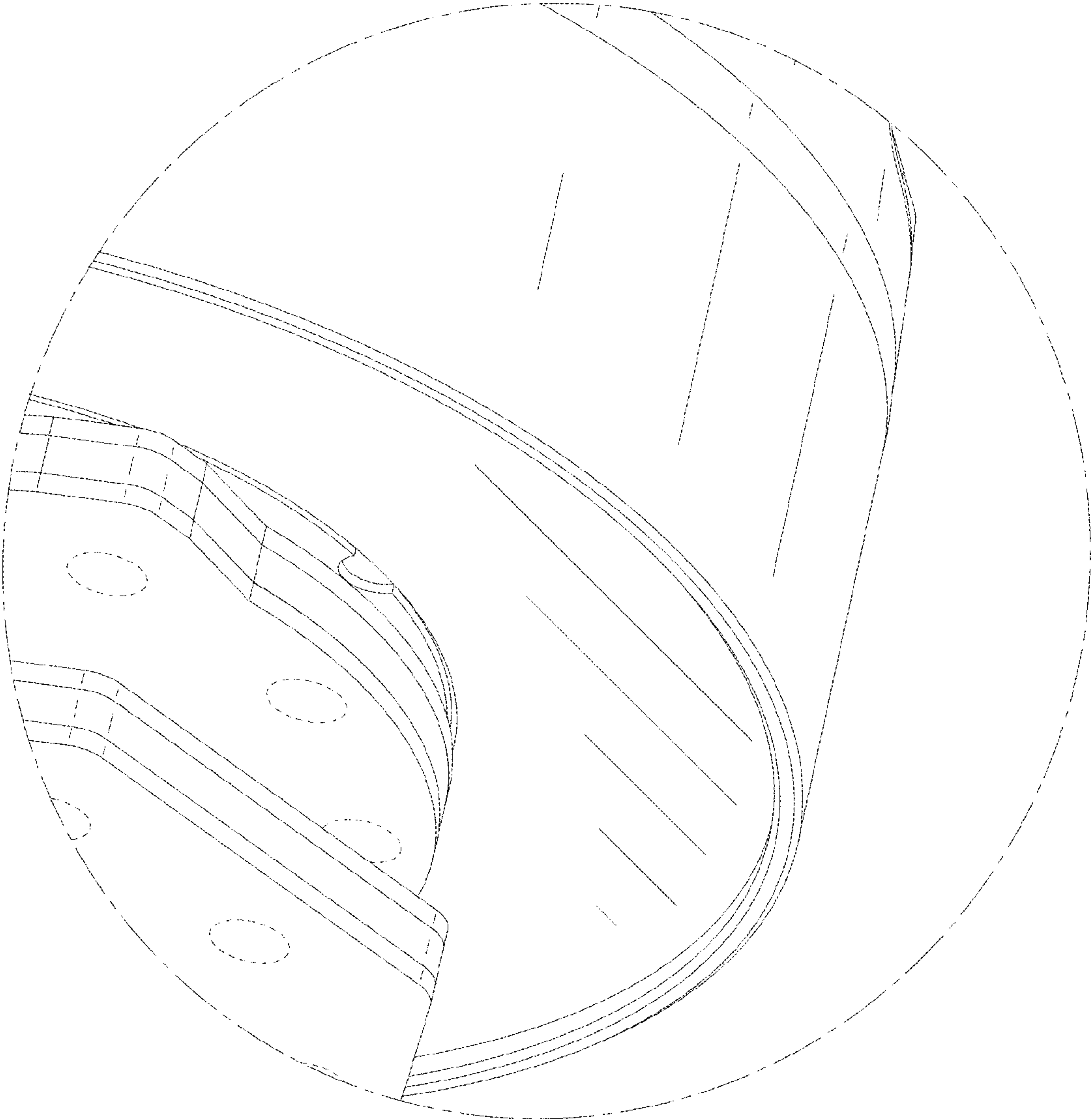


FIG. 12




FIG. 13




FIG. 14