



US00D986336S

(12) **United States Design Patent**
Holmes

(10) **Patent No.:** **US D986,336 S**

(45) **Date of Patent:** **** May 16, 2023**

(54) **GAMING DIE**

(71) Applicant: **Oliver Holmes**, Sunnyvale, CA (US)

(72) Inventor: **Oliver Holmes**, Sunnyvale, CA (US)

(73) Assignee: **Oliver Holmes**, Sunnyvale, CA (US)

(**) Term: **15 Years**

(21) Appl. No.: **29/810,916**

(22) Filed: **Oct. 9, 2021**

(51) **LOC (14) Cl.** **21-01**

(52) **U.S. Cl.**

USPC **D21/373**

(58) **Field of Classification Search**

USPC D21/373, 371, 372, 363, 374, 381, 380,
D21/362, 366, 367, 364, 455, 503, 504,
D21/505; D26/93, 122, 24, 37, 38, 26,
D26/55, 96, 101, 113, 127; D11/139,
D11/145, 140, 89, 1

See application file for complete search history.

(56) **References Cited**

U.S. PATENT DOCUMENTS

136,373	A *	3/1873	Hartmann	F21S 8/088
					362/367
3,198,523	A *	8/1965	Stimson	A63F 9/0415
					273/146
3,208,754	A *	9/1965	Fs	A63F 9/0415
					D21/373
4,436,306	A *	3/1984	Sanders	A63F 9/0415
					273/146
D328,247	S *	7/1992	Robineau	D9/544
D439,932	S *	4/2001	Shillings	D21/373
D531,080	S *	10/2006	Swarovski	D11/90
D832,532	S *	10/2018	Geller	D11/90
D929,893	S *	9/2021	Barile	D11/149
2006/0097447	A1 *	5/2006	Tucker	A63F 3/00157
					273/146

OTHER PUBLICATIONS

Fine dine store, announced 2017 [online], [site visited Jan. 17, 2022]. Available on internet, URL:https://www.amazon.com/Glass-Whiskey-Liquor-Decanter-High-End/dp/B078929N2F/ref (Year: 2017).*

* cited by examiner

Primary Examiner — Khawaja Anwar

Assistant Examiner — Julice Seung Eun Oum

(57) **CLAIM**

The ornamental design for a gaming die, as shown and described.

DESCRIPTION

FIG. 1 is a perspective view of a gaming die in accordance with the present invention;

FIG. 2 is a front view thereof;

FIG. 3 is an elevated front view thereof;

FIG. 4 is a left view thereof;

FIG. 5 is an elevated left view thereof; and,

FIG. 6 is a top view thereof, with part of the environment (the cylinder and the crystal on the top of the die) removed. The back view (not individually shown) is a mirror image of the front view shown in FIG. 2.

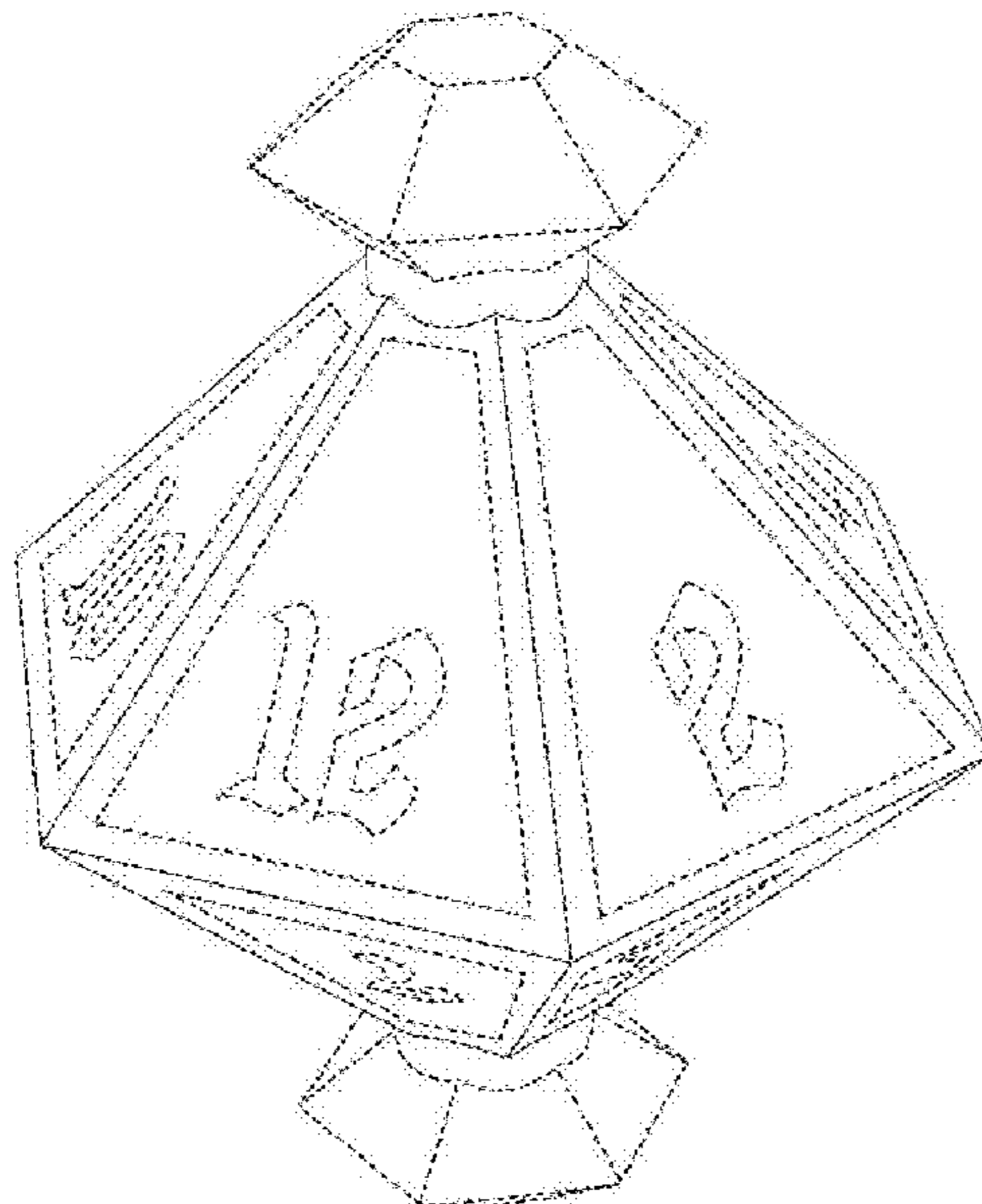
The right view (not individually shown) is a mirror image of the left view shown in FIG. 4.

The bottom view (not individually shown) is a mirror image of the top view shown in FIG. 6.

The broken lines forming trapezoids on the sides of the die represent boundaries which form no part of the claimed design.

All other broken lines (the numerical symbols on the sides of the die, the cylinders and the crystals on the top and bottom of the die) represent environment and form no part of the claimed design.

1 Claim, 6 Drawing Sheets



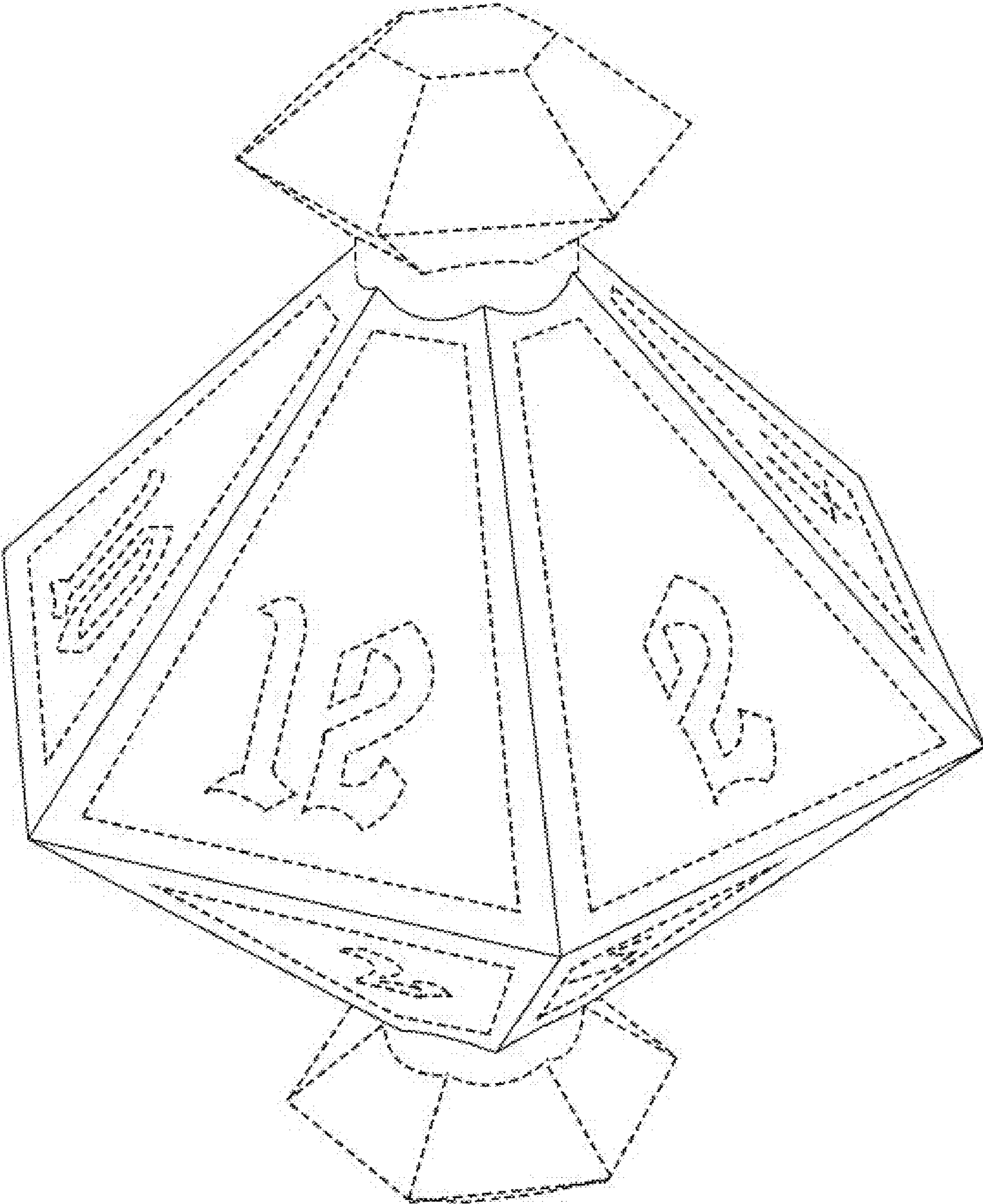


FIG. 1

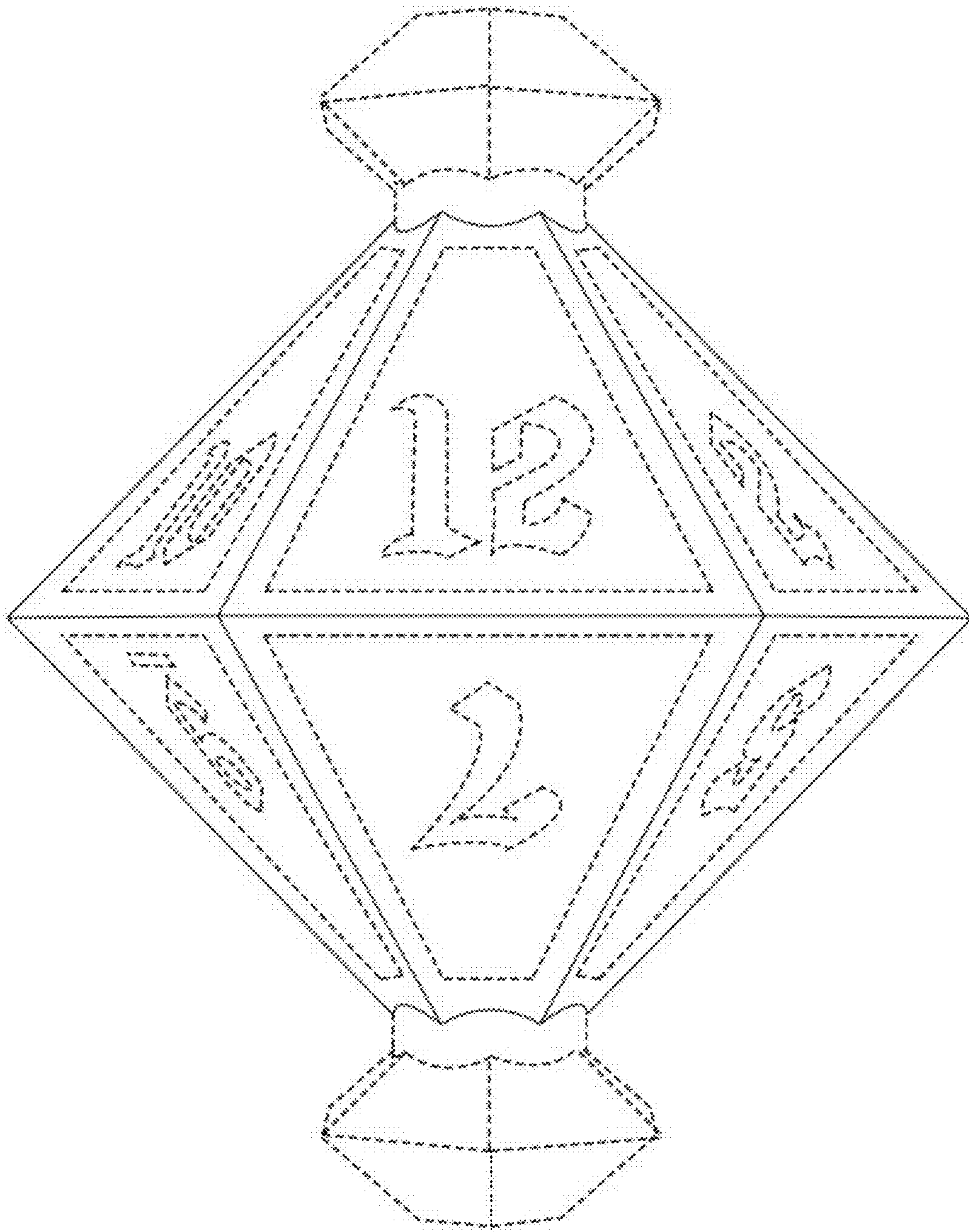


FIG. 2

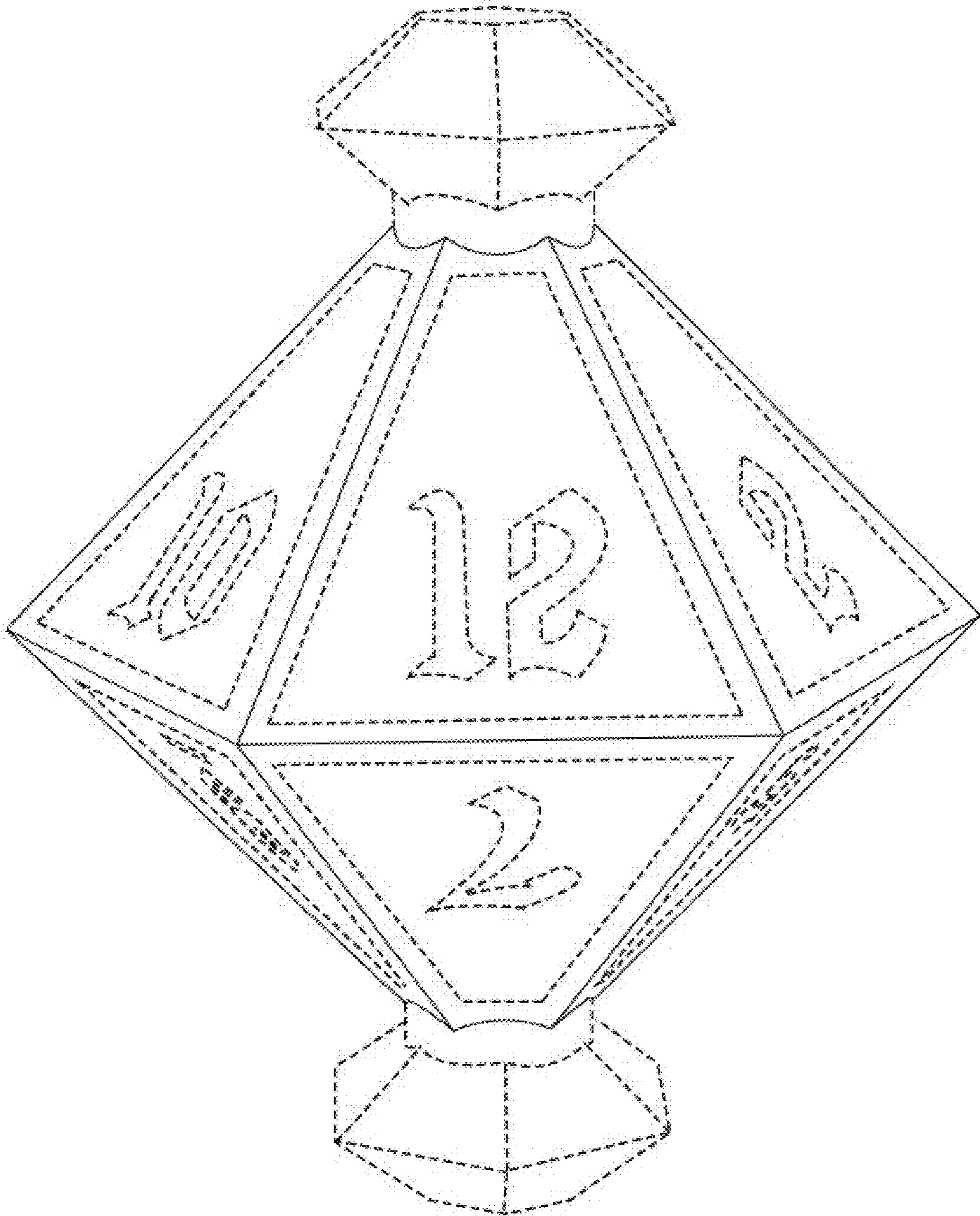


FIG. 3

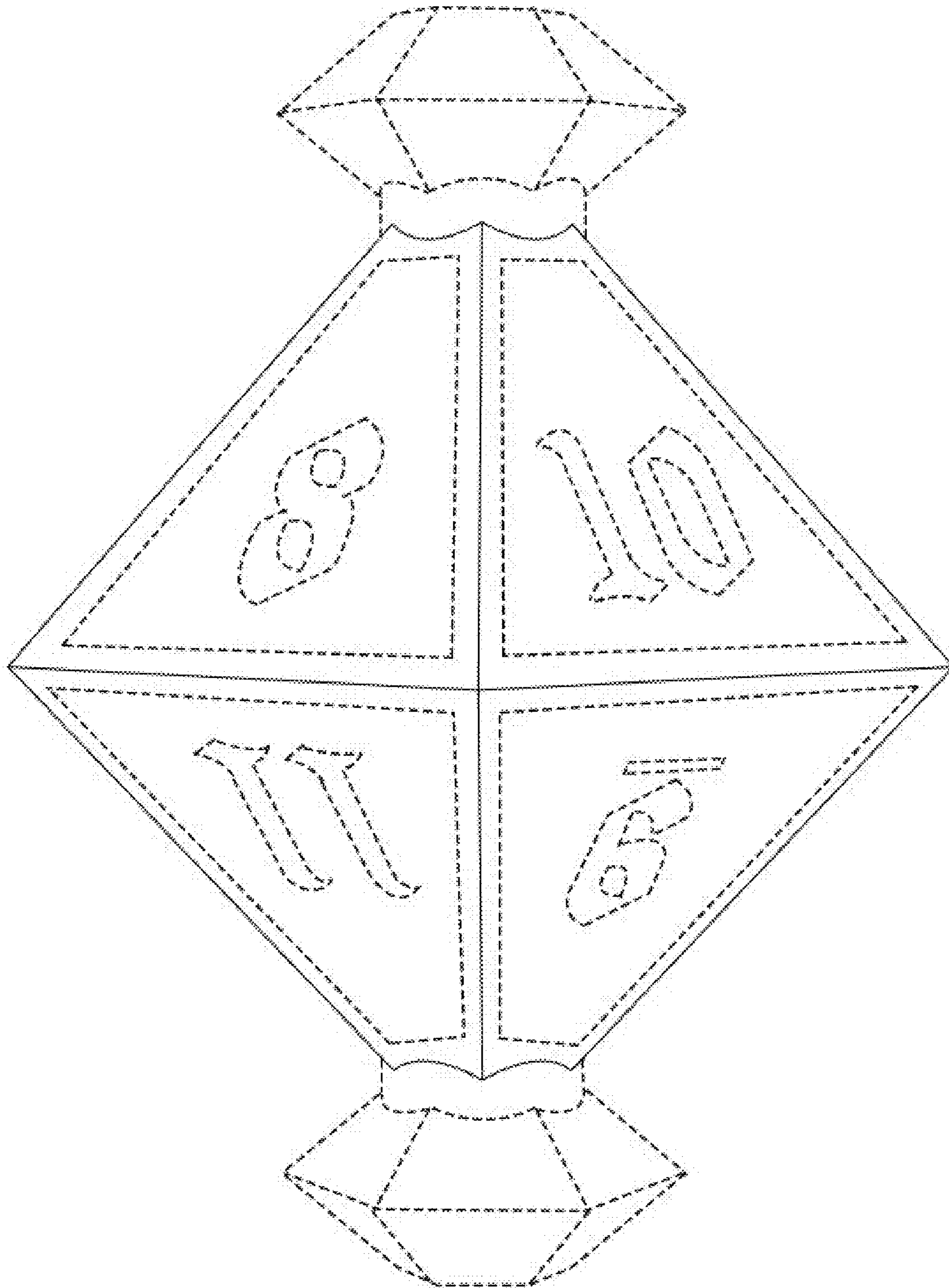


FIG. 4

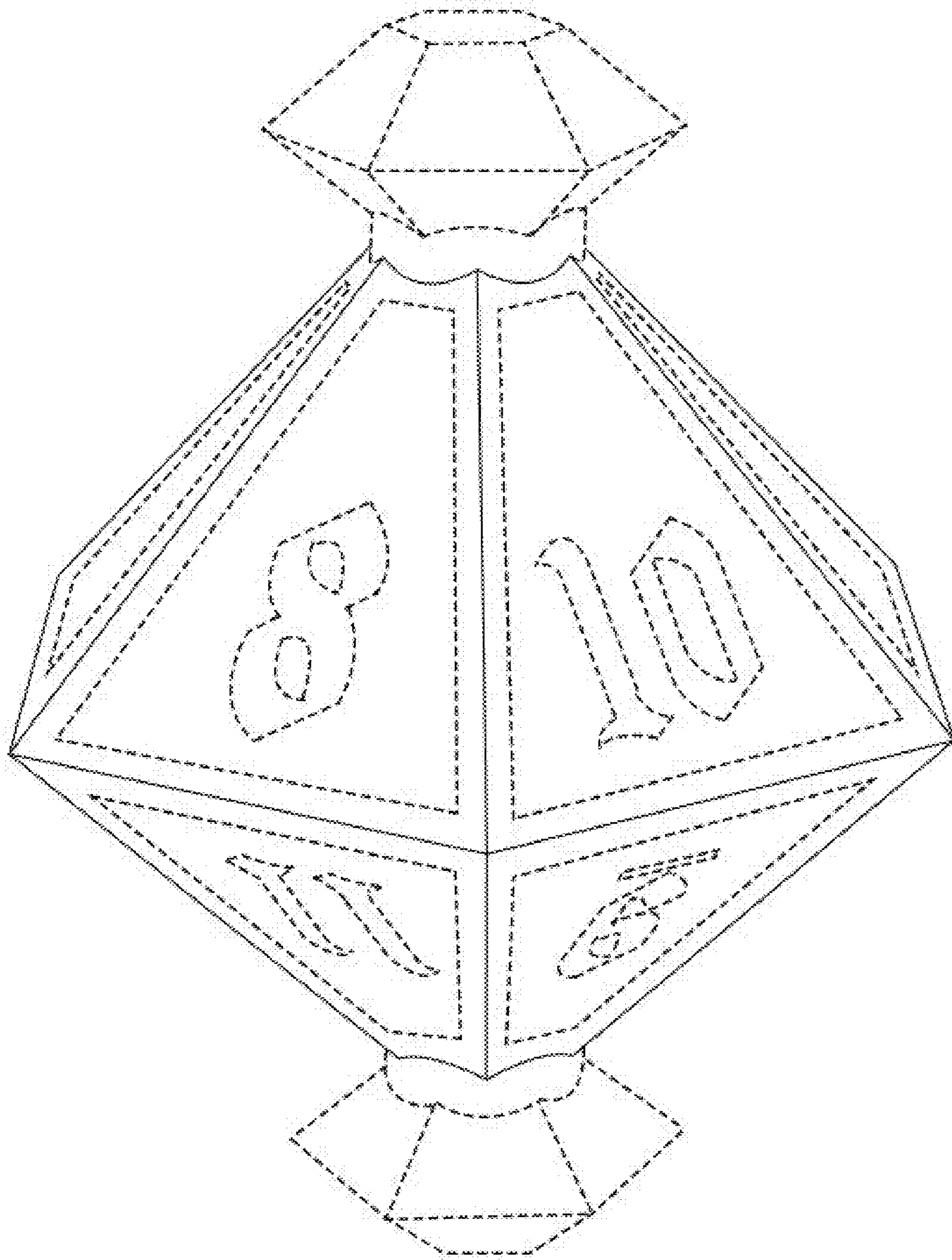


FIG. 5




FIG. 6