



US00D986333S

(12) **United States Design Patent**
Kurlander

(10) **Patent No.:** **US D986,333 S**

(45) **Date of Patent:** **** May 16, 2023**

(54) **SUPPORT STRUCTURE FOR A VERTICALLY SUSPENDED GAME BOARD**

(71) Applicant: **Giantville IP LLC**, Lakewood, NJ (US)

(72) Inventor: **Dov Kurlander**, Lakewood, NJ (US)

(73) Assignee: **Giantville IP LLC**, Lakewood, NJ (US)

(**) Term: **15 Years**

(21) Appl. No.: **29/769,307**

(22) Filed: **Feb. 4, 2021**

(51) **LOC (14) Cl.** **21-01**

(52) **U.S. Cl.**
USPC **D21/337**

(58) **Field of Classification Search**

USPC D21/334, 336, 337, 338, 341, 349, 386, D21/388, 389, 342, 346, 392; 273/236, 273/241, 242, 260, 287, 288, 290, 148 R, 273/309, 282.1, 283, 271, 272, 275, 264, 273/276, 261, 281, 282.2, 282.3, 239, 273/294, 285, 153 R, 157 R, 357; D19/64; 434/188, 190, 191, 205; 235/64
CPC A63F 3/00; A63F 3/00533; A63F 3/00173; A63F 3/00261; A63F 3/00542; A63F 3/00697; A63F 3/02; A63F 2003/00255; A63F 2003/0022; A63F 2003/00223; A63F 2003/0023; A63F 2003/00406; A63F 2003/0041; A63F 2003/00457; A63F 2003/00533; A63F 2003/00536; A63F 2003/00539; A63F 2003/00558; A63F 2003/00599; A63F 2003/007; A63F 2003/00842; A63F 2003/00845; G09B 19/02

See application file for complete search history.

(56) **References Cited**

U.S. PATENT DOCUMENTS

1,942,291 A * 1/1934 Jefferson A63F 3/00075
273/265
2,224,962 A * 12/1940 Hines A63F 9/0204
273/400

3,427,028 A * 2/1969 Abrahamsen A63F 3/0423
273/272
3,506,267 A * 4/1970 Taillie A63F 3/00
273/272
3,554,550 A * 1/1971 Schram A63B 67/06
273/392
D222,485 S * 10/1971 Grant 273/287
3,674,272 A * 7/1972 Wszalek A63F 9/34
273/271
3,781,014 A * 12/1973 Kolwicz A63F 3/02
D21/337
3,799,548 A * 3/1974 Lemkin A63F 3/00694
273/261

(Continued)

Primary Examiner — Susan Moon Lee

(74) *Attorney, Agent, or Firm* — The Van Winkle Law Firm; William G. Heedy

(57) **CLAIM**

The ornamental design for a support structure for a vertically suspended game board, as shown and described.

DESCRIPTION

FIG. 1 is a top, front, right perspective view of a support structure for a vertically suspended game board, showing my new design;

FIG. 2 is a front elevation view thereof;

FIG. 3 is a rear elevation view thereof;

FIG. 4 is a right side elevation view thereof;

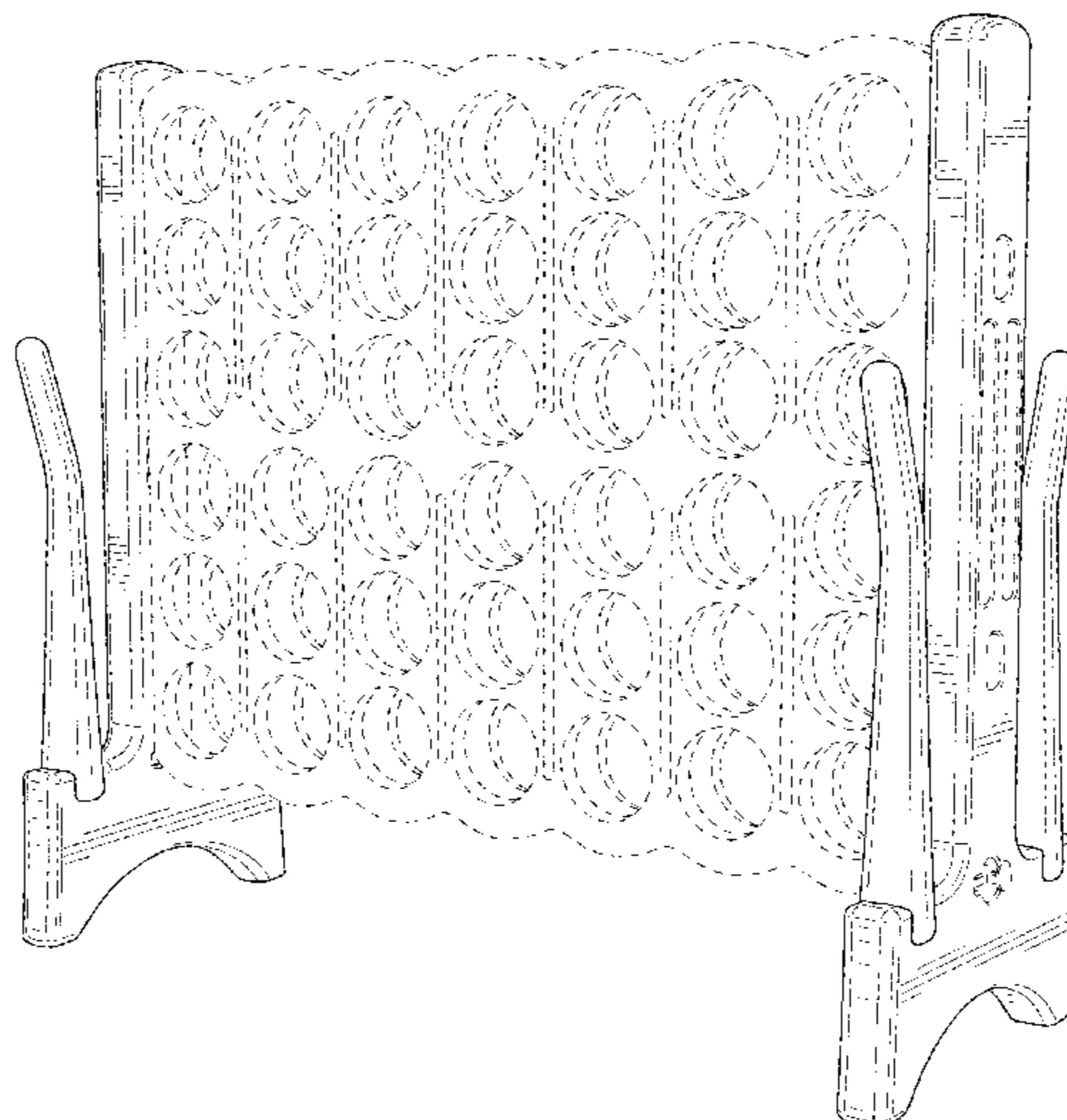
FIG. 5 is a left side elevation view thereof;

FIG. 6 is a top plan view thereof; and,

FIG. 7 is a bottom plan thereof.

In the drawings, the broken lines showing a game board in FIGS. 1- 7 form no part of the claimed design.

1 Claim, 7 Drawing Sheets



(56)

References Cited

U.S. PATENT DOCUMENTS

3,825,262 A * 7/1974 Grzybowski A63B 67/10
273/412
D236,640 S * 9/1975 Kolwicz D21/337
3,904,206 A * 9/1975 Kolwicz A63F 3/02
273/282.1
4,055,345 A * 10/1977 Havlik A63F 3/02
273/289
4,067,576 A * 1/1978 Balas A63F 7/0076
273/123 R
4,243,227 A * 1/1981 Strongin A63F 9/02
273/357
4,319,754 A * 3/1982 Yaworsky A63F 3/00075
273/287
4,381,112 A * 4/1983 Dupuy A63F 3/00094
273/281
RE34,461 E * 11/1993 Buselli A63F 9/0208
273/DIG. 30
D373,147 S * 8/1996 Varga D21/303
5,971,269 A * 10/1999 Baguley G09B 19/02
434/205
D438,910 S * 3/2001 Culberson D21/303
6,428,003 B1 * 8/2002 Fondin A63F 3/00094
273/287

6,513,708 B2 * 2/2003 Evans G09B 19/02
434/168
6,702,285 B2 * 3/2004 Cheng A63F 9/12
273/153 R
D535,703 S * 1/2007 Creech D21/337
D539,350 S * 3/2007 Vazquez Gastellu D19/64
D600,286 S * 9/2009 Pruitt D21/303
D605,706 S * 12/2009 DeOreo D21/337
D605,707 S * 12/2009 Dean D21/337
D605,708 S * 12/2009 Chapman D21/337
D613,342 S * 4/2010 Hextall D21/337
7,810,814 B1 * 10/2010 Chapman A63F 3/00094
273/287
D680,814 S * 4/2013 Betesh D7/600.1
D729,320 S * 5/2015 Parker D21/303
D759,761 S * 6/2016 Connell D21/337
D779,240 S * 2/2017 Tio D6/675
D807,964 S * 1/2018 Coran D21/303
10,166,464 B2 * 1/2019 Todokoro A63F 9/0865
D852,555 S * 7/2019 Fenneman D6/675.1
D864,304 S * 10/2019 Macadam D21/337
D955,480 S * 6/2022 Hyppa D21/302
2010/0096806 A1 * 4/2010 Hextall A63F 3/00
273/271
2014/0159309 A1 * 6/2014 Jiang A63F 3/00634
273/271
2018/0256954 A1 * 9/2018 Schmidt A63B 63/08

* cited by examiner

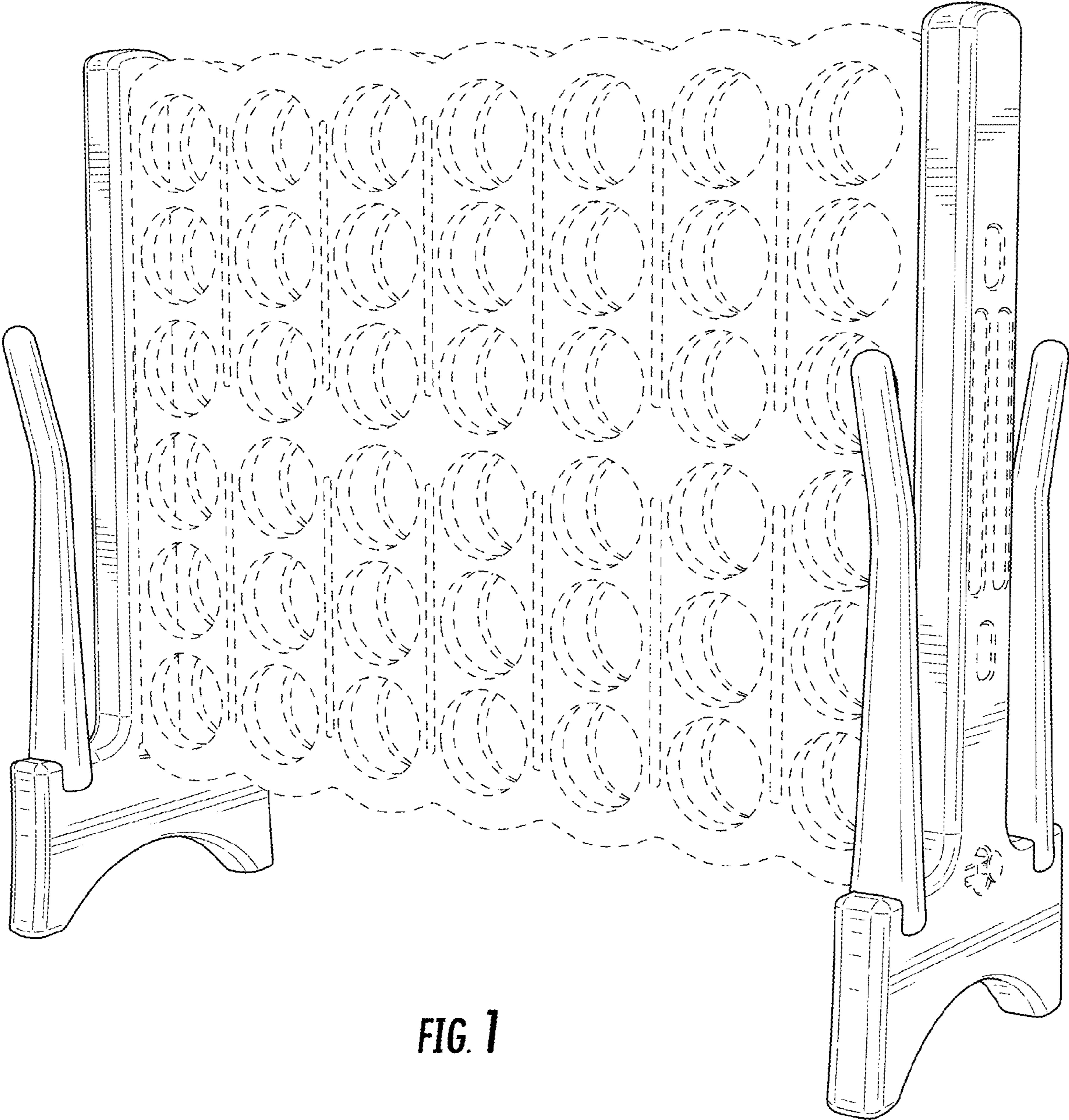


FIG. 1




FIG. 2




FIG. 3

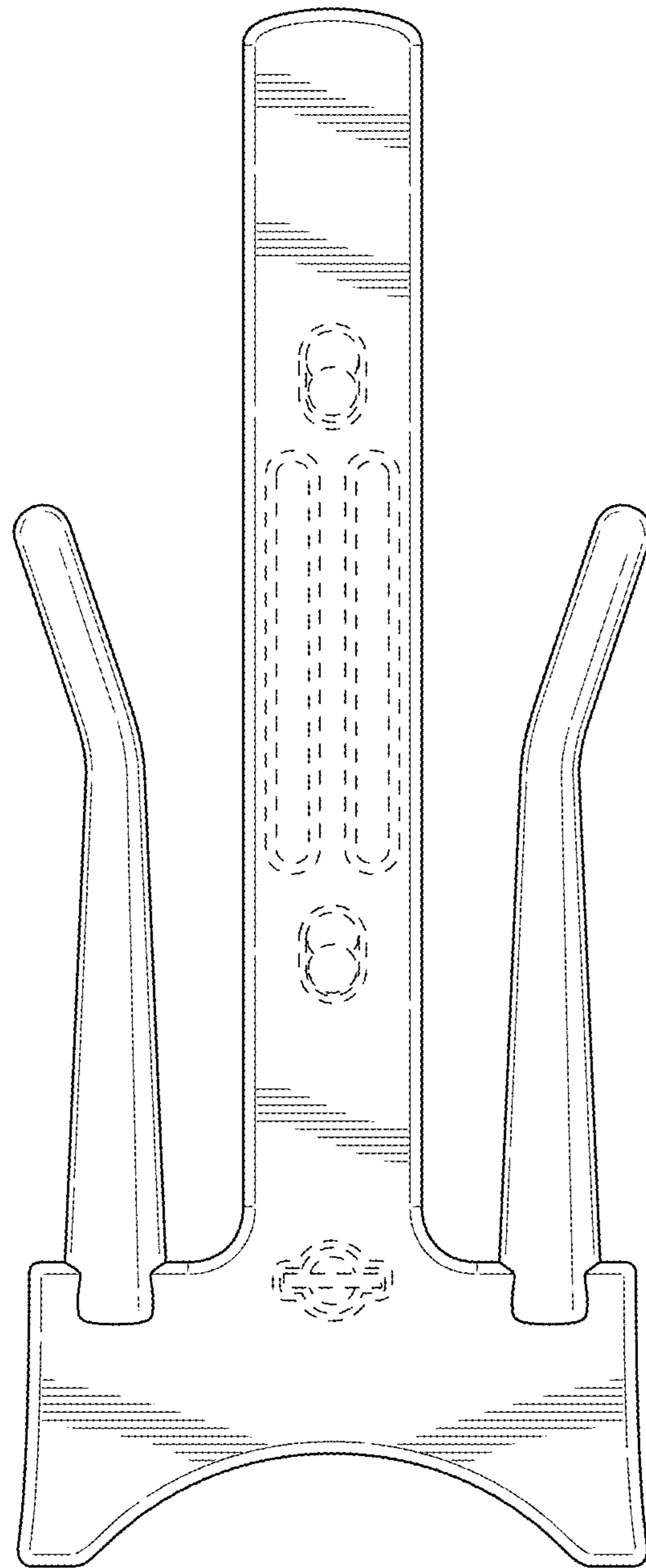


FIG. 4

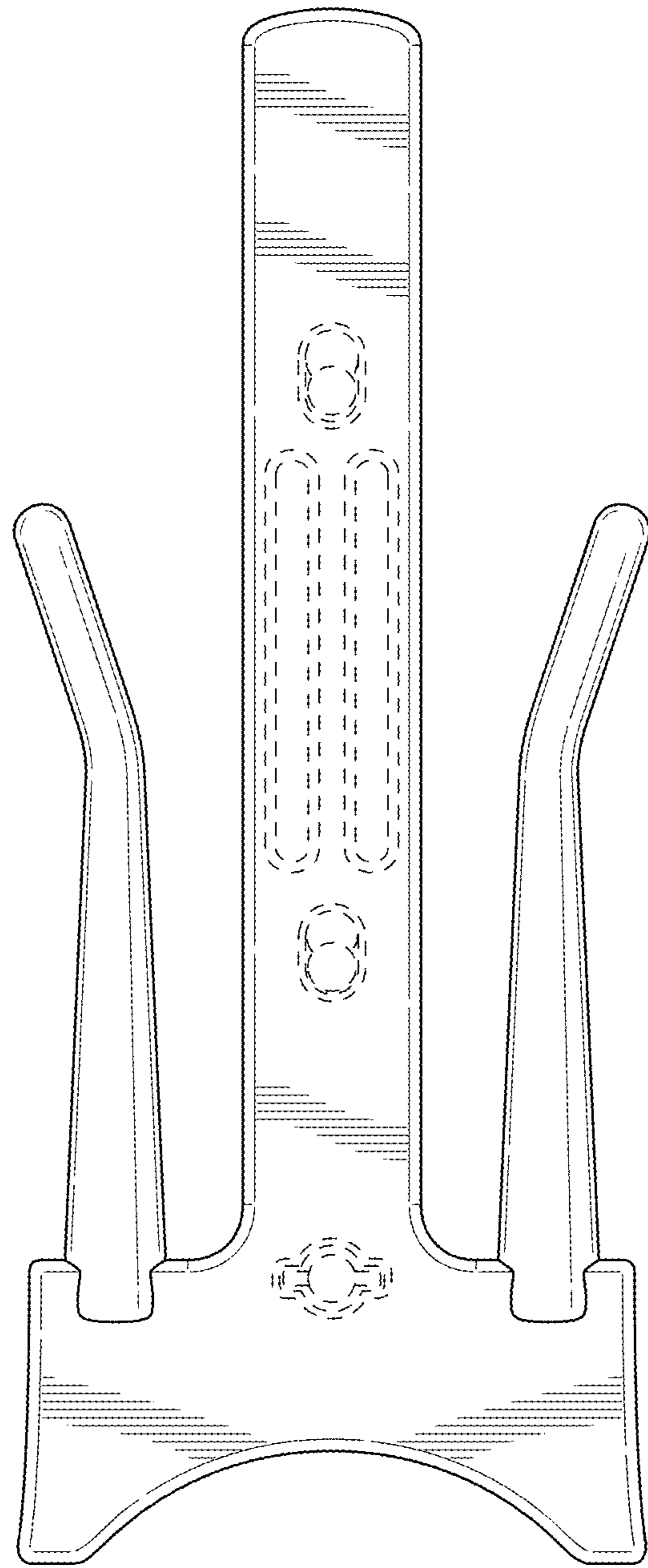


FIG. 5

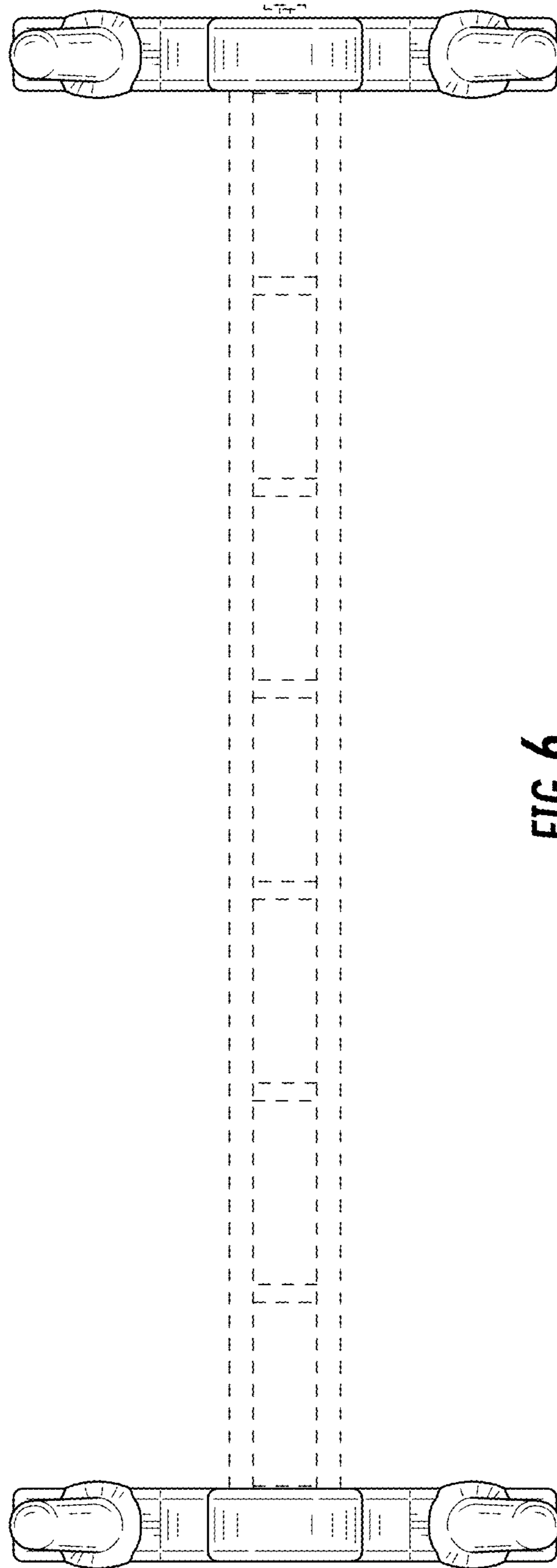


FIG. 6

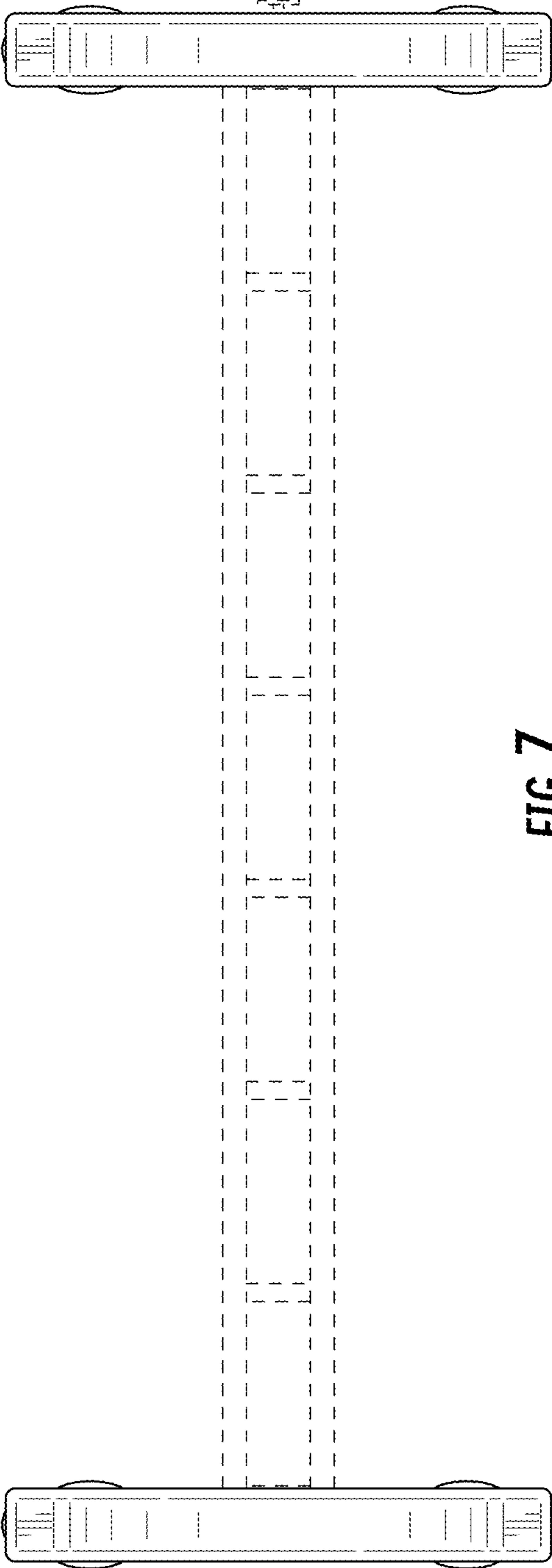


FIG. 7