



US00D986323S

(12) **United States Design Patent** (10) **Patent No.:** **US D986,323 S**
Sakai (45) **Date of Patent:** **** May 16, 2023**

(54) **CASE FOR TOY BEADS**

(71) Applicant: **EPOCH COMPANY, LTD.**, Tokyo (JP)

(72) Inventor: **Ryo Sakai**, Tokyo (JP)

(73) Assignee: **EPOCH COMPANY, LTD.**, Tokyo (JP)

(**) Term: **15 Years**

(21) Appl. No.: **29/773,145**

(22) Filed: **Mar. 8, 2021**

(30) **Foreign Application Priority Data**

Sep. 9, 2020 (JP) 2020-019248 D

(51) **LOC (14) Cl.** **19-06**

(52) **U.S. Cl.**
USPC **D19/111**

(58) **Field of Classification Search**
USPC D19/40, 108, 111, 113; D21/650
CPC B41M 1/12; B05C 1/027; B44B 3/002;
A44C 25/001
See application file for complete search history.

(56) **References Cited**

U.S. PATENT DOCUMENTS

D295,423 S *	4/1988	Battaglia	D19/113
D347,856 S *	6/1994	Marfori	D21/324
D443,299 S *	6/2001	Harrison	D19/103
D520,561 S *	5/2006	Rolion	D19/113
D708,669 S *	7/2014	Sharma	D19/113
D723,802 S *	3/2015	Jones	D3/274
D891,513 S *	7/2020	Sakai	D19/111
D891,516 S *	7/2020	Sakai	D19/111
D956,868 S *	7/2022	Koreska	D19/106

OTHER PUBLICATIONS

Carrying Case posted by Aquabeads posted date unknown, © Walmart, [online], [site visited Feb. 9, 2023]. Available from Internet, <https://www.walmart.com/ip/Aquabeads-Beginners-Carry-Case-Complete-Arts-Crafts-Bead-Kit-for-Children-Over-900-Beads> (Year: 2023).*

Aquabeads Beginners Carrying Case posted by Aquabeads posted date unknown, © Amazon, [online], [site visited Feb. 9, 2023]. Available from Internet, <https://www.amazon.com/Aquabeads-Beginners-Complete-Crafts-Children/dp/B0BRZCRN7L?th=1> (Year: 2023).*

* cited by examiner

Primary Examiner — Garth Rademaker

Assistant Examiner — Laura H Yu

(74) *Attorney, Agent, or Firm* — Fitzgerald IP Law; John K. Fitzgerald, Esq.

(57) **CLAIM**

The ornamental design for a case for toy beads, as shown and described.

DESCRIPTION

FIG. 1 is a front, bottom, and right side perspective view of a table tray for toy beads showing my new design; FIG. 2 is a rear, top, and left side perspective view thereof; FIG. 3 is a front view thereof; FIG. 4 is a rear view thereof; FIG. 5 is a top plan view thereof; FIG. 6 is a bottom plan view thereof; FIG. 7 is a right side view thereof; and, FIG. 8 is a left side view thereof.

The broken lines shown are included for the purpose of illustrating portions of the article which form no part of the claimed design.

1 Claim, 8 Drawing Sheets

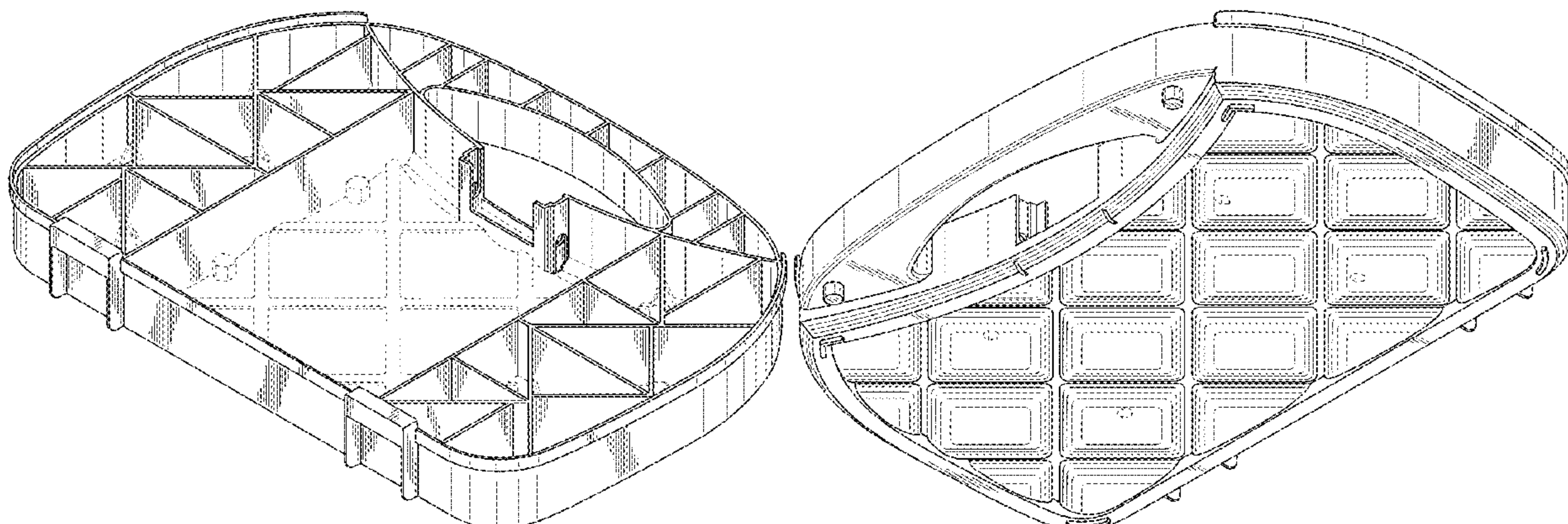


FIG. 1

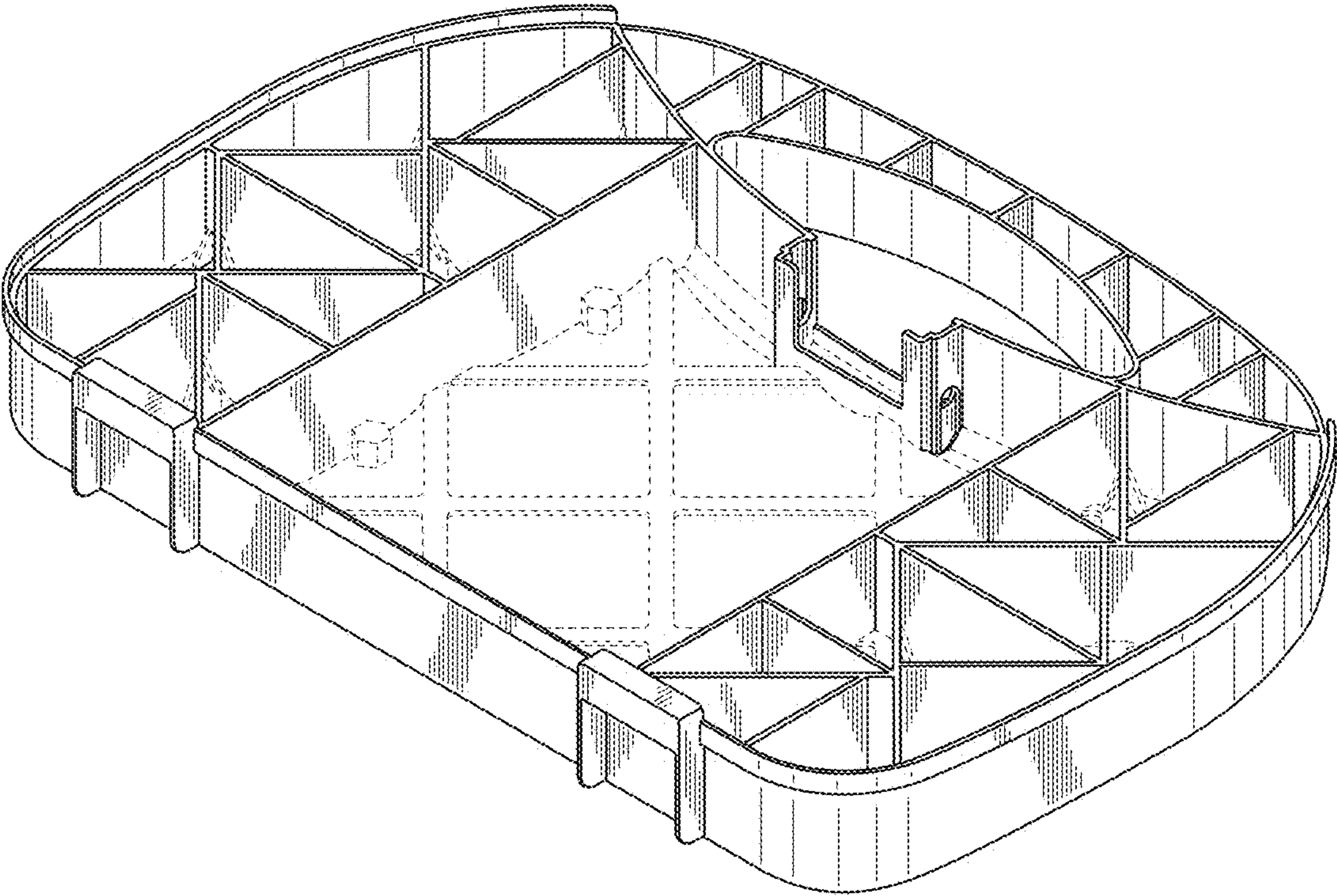


FIG. 2

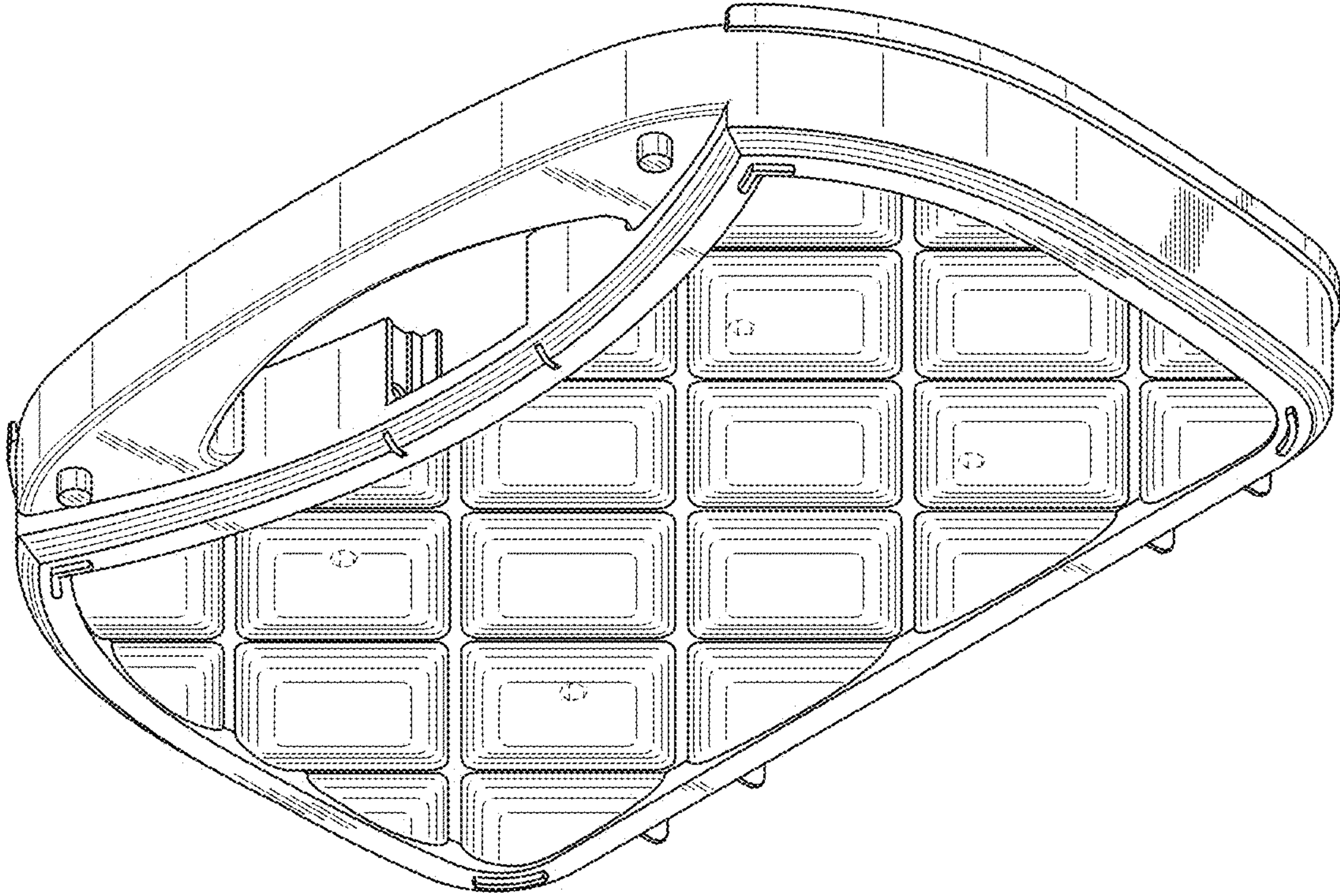


FIG. 3

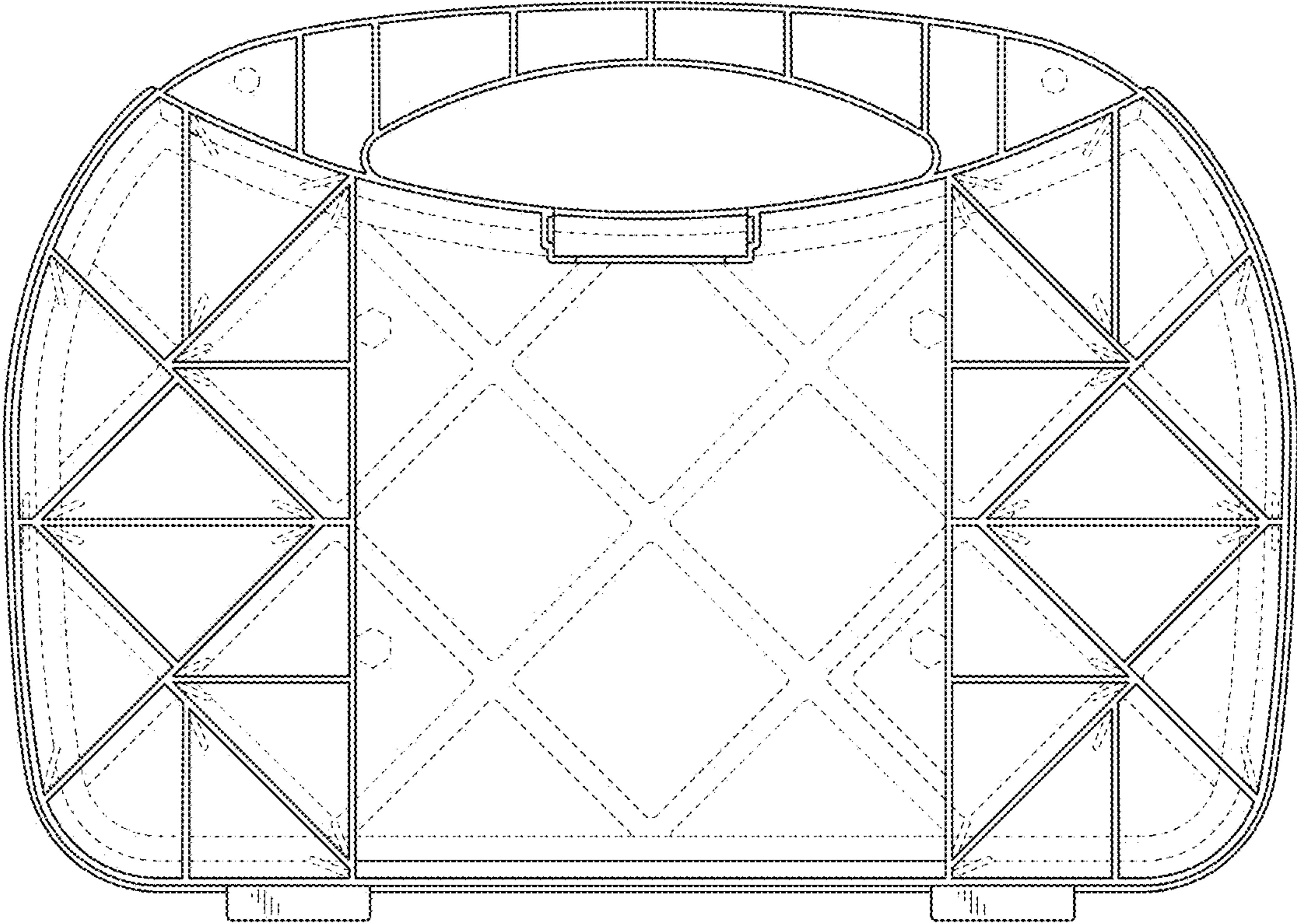


FIG. 4

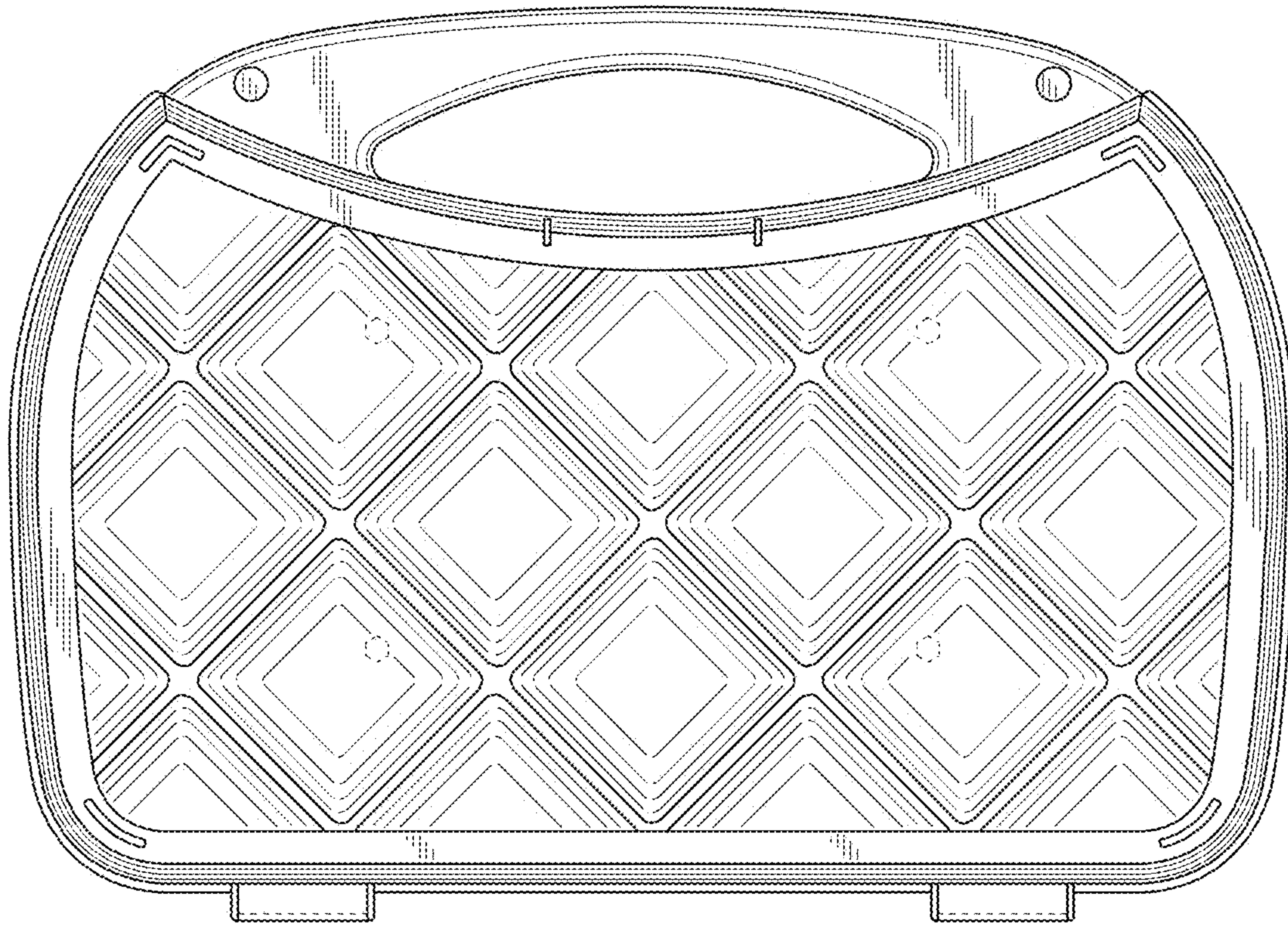


FIG. 5

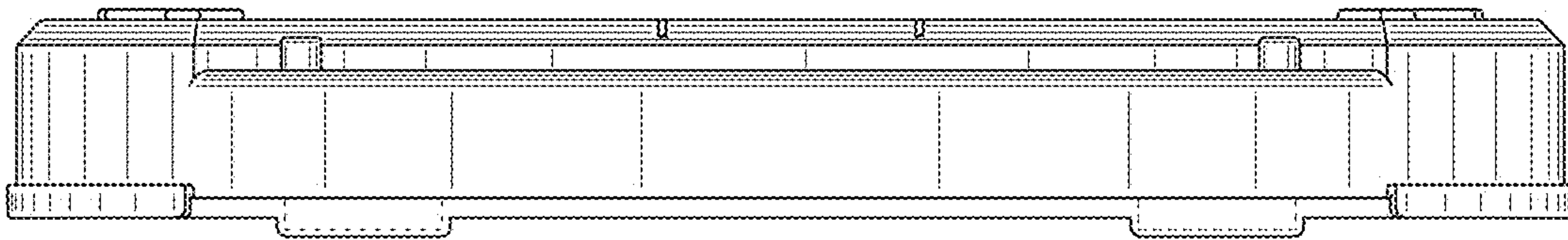


FIG. 6

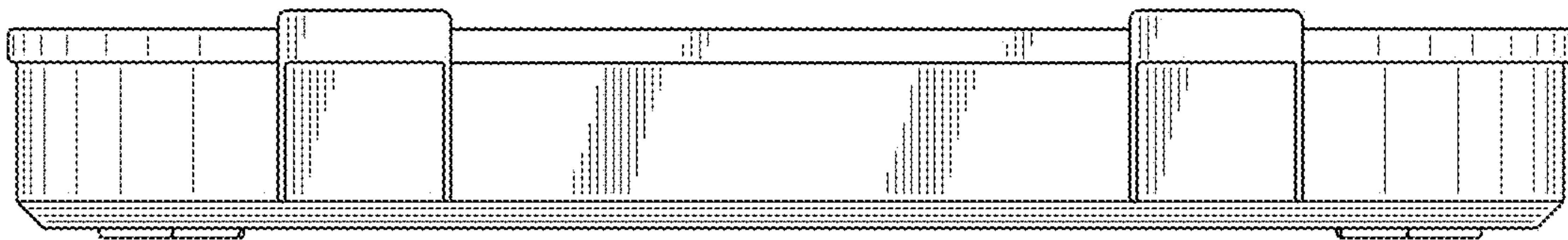


FIG. 7

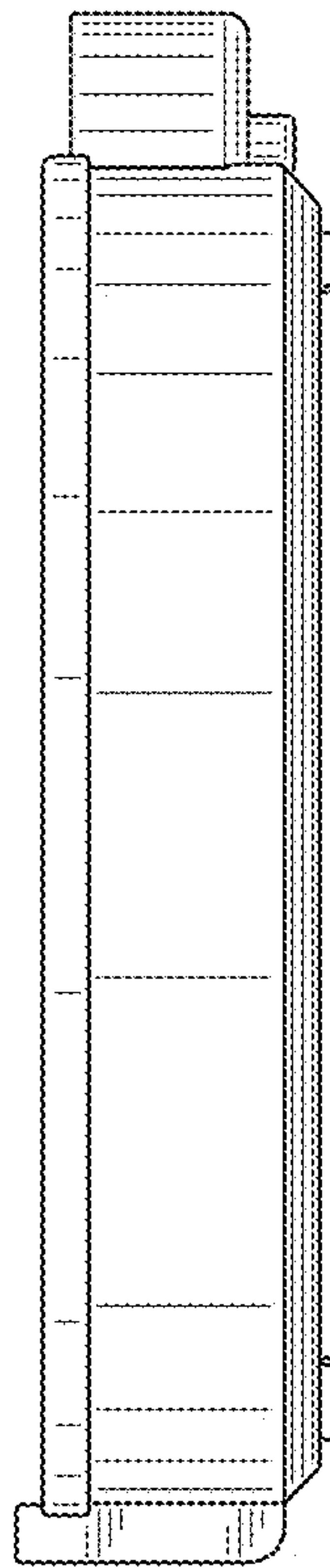
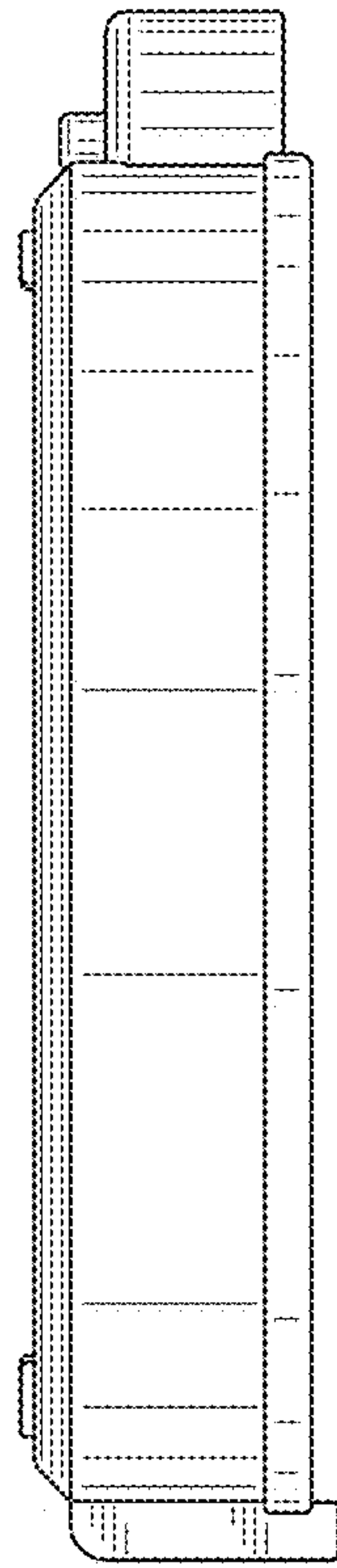


FIG. 8



UNITED STATES PATENT AND TRADEMARK OFFICE
CERTIFICATE OF CORRECTION


PATENT NO. : D986,323 S
APPLICATION NO. : 29/773145
DATED : May 16, 2023
INVENTOR(S) : Ryo Sakai

Page 1 of 1

It is certified that error appears in the above-identified patent and that said Letters Patent is hereby corrected as shown below:

On the Title Page

In the Description, after FIG. 1 . . . right side perspective view of a, replace “table tray for toy beads” with --case for toy beads--.

Signed and Sealed this
Thirteenth Day of June, 2023

Katherine Kelly Vidal
Director of the United States Patent and Trademark Office