



US00D986309S

(12) **United States Design Patent**
Yajima et al.

(10) **Patent No.:** **US D986,309 S**
(45) **Date of Patent:** **** May 16, 2023**

(54) **INTERCHANGEABLE LENS FOR CAMERA**

FOREIGN PATENT DOCUMENTS

(71) Applicant: **CANON DENSHI KABUSHIKI KAISHA**, Saitama-Ken (JP)

JP 2015079105 A * 4/2015

Primary Examiner — Keli L Hill

(72) Inventors: **Satoru Yajima**, Chichibu-gun (JP);
Yoshiyuki Koyama, Tokyo (JP);
Yasutaka Morikoshi, Tokyo (JP)

(74) *Attorney, Agent, or Firm* — Venable LLP

(73) Assignee: **Canon Denshi Kabushiki Kaisha**, Saitama (JP)

(57) **CLAIM**

The ornamental design for an interchangeable lens for camera, as shown and described.

(**) Term: **15 Years**

DESCRIPTION

(21) Appl. No.: **29/706,783**

FIG. 1 is a front view of the interchangeable lens for camera showing the first embodiment our new design;

(22) Filed: **Sep. 24, 2019**

FIG. 2 is a rear view thereof;

Related U.S. Application Data

(62) Division of application No. 29/552,442, filed on Jan. 22, 2016, now Pat. No. Des. 881,973.

FIG. 3 is a plan view thereof;

FIG. 4 is a right side view thereof;

FIG. 5 is a front perspective view thereof;

FIG. 6 is a front view thereof, showing the diaphragm adjuster in a transition state;

FIG. 7 is a front view thereof, showing the diaphragm adjuster in a full opening state;

FIG. 8 is a reference 8-8 end view thereof with an internal mechanism omitted;

FIG. 9 is an enlarged front perspective view of the diaphragm adjuster;

FIG. 10 is a front view of the interchangeable lens for camera showing the second embodiment our new design;

FIG. 11 is a rear view thereof;

FIG. 12 is a plan view thereof;

FIG. 13 is a right side view thereof;

FIG. 14 is a front perspective view;

FIG. 15 is a front view thereof, showing the diaphragm adjuster in a transition state;

FIG. 16 is a front view thereof, showing the diaphragm adjuster in a full opening state;

FIG. 17 is a reference 17-17 end view thereof with an internal mechanism omitted; and,

FIG. 18 is an enlarged front perspective view of the diaphragm adjuster.

The broken lines depict environmental subject matter only and form no part of the claimed design.

(30) **Foreign Application Priority Data**

Jul. 24, 2015 (JP) 2015-016546

Jul. 24, 2015 (JP) 2015-016547

(Continued)

(51) **LOC (14) Cl.** **16-05**

(52) **U.S. Cl.**
USPC **D16/219**

(58) **Field of Classification Search**
USPC D16/219, 134, 136, 200–202, 218, 235,
D16/242

(Continued)

(56) **References Cited**

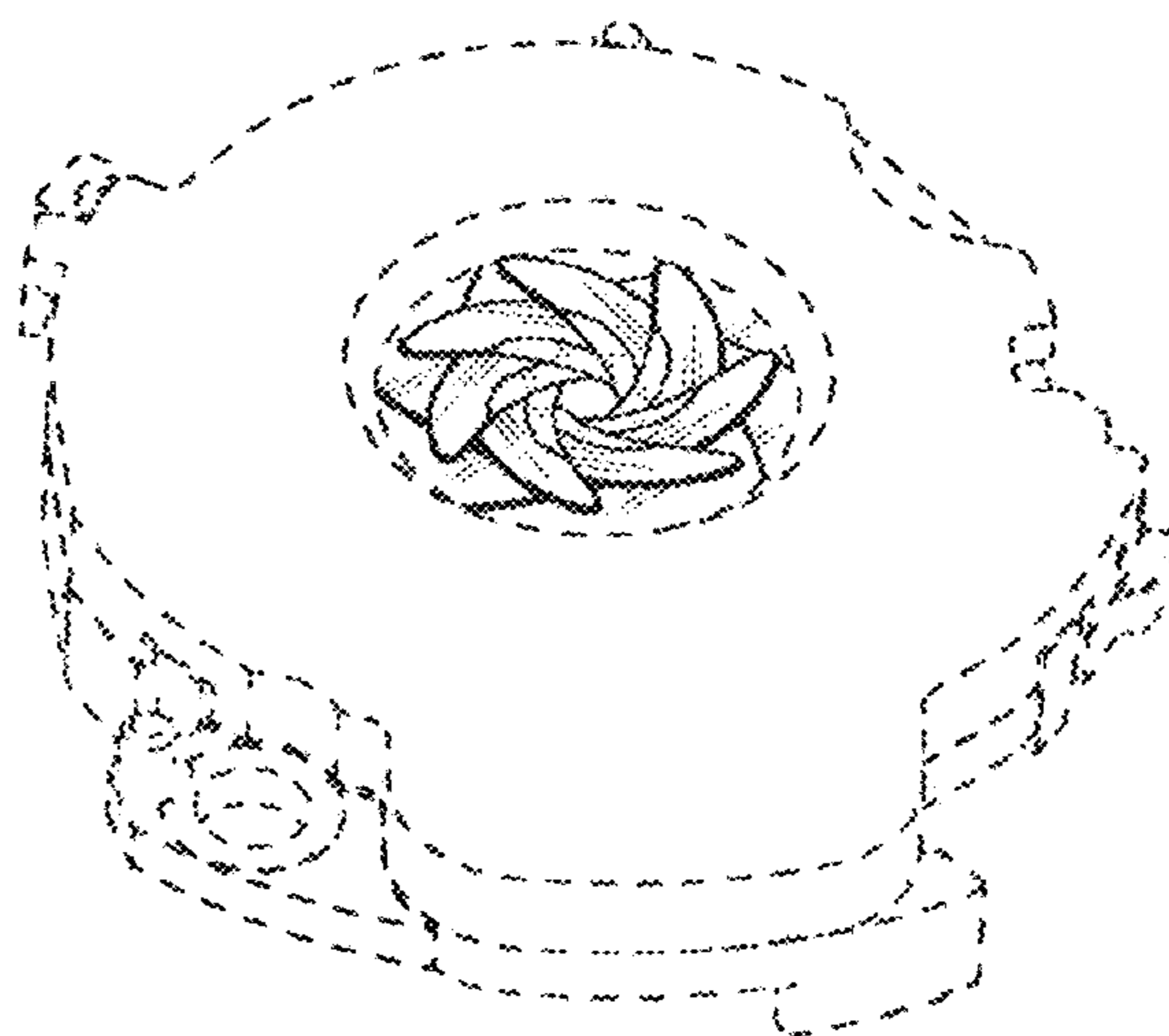
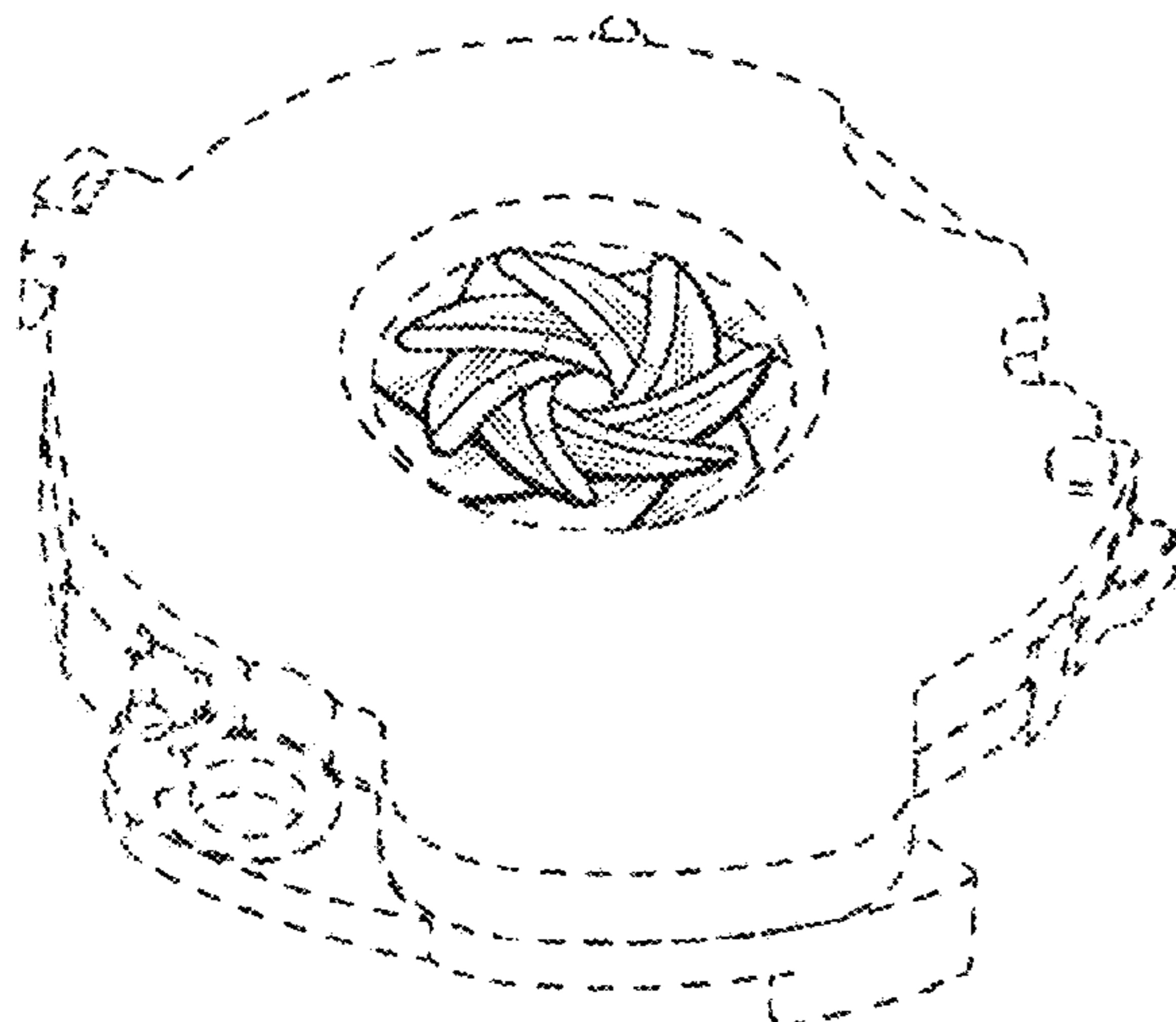
U.S. PATENT DOCUMENTS

1,214,250 A ‡ 1/1917 Wollensak et al. G03B 9/22
396/476

1,547,658 A ‡ 7/1925 Kunze G03B 9/08
396/510

(Continued)

1 Claim, 18 Drawing Sheets



(30) Foreign Application Priority Data

Jul. 24, 2015 (JP) 2015-016548
 Jul. 24, 2015 (JP) 2015-016549

(58) Field of Classification Search

CPC G03B 9/22; G03B 15/06; G03B 17/02;
 G03B 17/04; G03B 17/14; G03B 17/56;
 G03B 19/04; G02B 7/02; G02B 7/04;
 G02B 7/14; H04N 5/2251-2254
 See application file for complete search history.

(56) References Cited

U.S. PATENT DOCUMENTS

D119,256 S * 3/1940 Darling D16/134
 2,388,609 A ‡ 11/1945 Ericsson G03B 7/085
 250/206
 4,408,859 A ‡ 10/1983 Fukahori G03B 9/08
 396/246
 4,712,900 A ‡ 12/1987 Hamano G02B 7/08
 396/133
 D315,743 S ‡ 3/1991 Martin D16/219
 D440,997 S ‡ 4/2001 Watanabe D16/134
 D537,461 S * 2/2007 Tokiwa G03B 9/06
 D16/134
 D550,745 S ‡ 9/2007 Watanabe D16/134
 D583,847 S ‡ 12/2008 Watanabe D16/134
 D665,837 S ‡ 8/2012 Tainaka D16/134
 8,308,380 B2 * 11/2012 Youn G03B 11/043
 359/830
 8,475,064 B2 ‡ 7/2013 Bai G03B 9/06
 396/463
 D715,810 S ‡ 10/2014 Tsukamoto D14/485
 D717,356 S ‡ 11/2014 Nikaido D16/134
 D726,239 S ‡ 4/2015 So D16/219
 9,063,388 B1 ‡ 6/2015 Weber G03B 9/02
 D741,937 S ‡ 10/2015 Park D16/219
 D756,440 S ‡ 5/2016 Yoshizawa D16/219
 9,658,515 B2 ‡ 5/2017 Nakano G03B 9/06
 9,715,104 B2 ‡ 7/2017 Kozu G02B 5/005
 D800,203 S ‡ 10/2017 Yoshizawa D16/219
 D826,307 S ‡ 8/2018 Yoshizawa D16/219
 D838,766 S ‡ 1/2019 Tokiwa D16/219
 10,209,605 B2 * 2/2019 Yoshizawa G03B 9/06
 D881,973 S * 4/2020 Yajima G03B 11/043
 D16/219
 2004/0207931 A1 ‡ 10/2004 Lee G02B 7/102
 359/704

2004/0246371 A1 ‡ 12/2004 Cho H04N 5/2254
 348/375
 2005/0238348 A1 ‡ 10/2005 Oh G03B 9/06
 396/451
 2005/0264770 A1 ‡ 12/2005 Hara H04N 5/74
 353/97
 2006/0033974 A1 ‡ 2/2006 Sato G03B 9/06
 359/227
 2006/0216023 A1 ‡ 9/2006 Tokiwa G03B 17/02
 396/532
 2009/0051806 A1 ‡ 2/2009 Haubmann G03B 17/14
 348/347
 2009/0091827 A1 ‡ 4/2009 Gauger G02B 23/16
 359/511
 2010/0110283 A1 ‡ 5/2010 Shin H04N 5/2251
 348/374
 2010/0166403 A1 ‡ 7/2010 Neil G03B 17/14
 396/79
 2010/0238569 A1 ‡ 9/2010 Chang G02B 7/08
 359/824
 2011/0286117 A1 ‡ 11/2011 Wang G01B 11/02
 359/808
 2011/0317274 A1 ‡ 12/2011 Faber A61B 1/00128
 359/643
 2012/0076486 A1 ‡ 3/2012 Bai G03B 9/06
 396/463
 2012/0120235 A1 ‡ 5/2012 Kwon G03B 17/08
 348/143
 2014/0212123 A1 ‡ 7/2014 Sato G03B 9/06
 396/510
 2015/0015773 A1 ‡ 1/2015 Tulyakov H04N 5/238
 348/362
 2015/0160533 A1 ‡ 6/2015 Yoshizawa G03B 9/06
 396/510
 2015/0177594 A1 ‡ 6/2015 Weber G03B 9/02
 396/505
 2015/0198862 A1 ‡ 7/2015 Murakami G03B 11/043
 396/501
 2015/0260947 A1 ‡ 9/2015 Noguchi G03B 9/06
 348/357
 2016/0139490 A1 ‡ 5/2016 Nakano G03B 9/06
 396/505
 2016/0139491 A1 ‡ 5/2016 Nakano G03B 9/06
 396/510
 2017/0102554 A1 ‡ 4/2017 Yagi G02B 7/021
 2017/0313288 A1 ‡ 11/2017 Tippy B60R 11/04
 2018/0210314 A1 ‡ 7/2018 Martin G02B 5/005
 2018/0231737 A1 ‡ 8/2018 Adamczyk G02B 7/023

* cited by examiner

‡ imported from a related application

Fig. 1

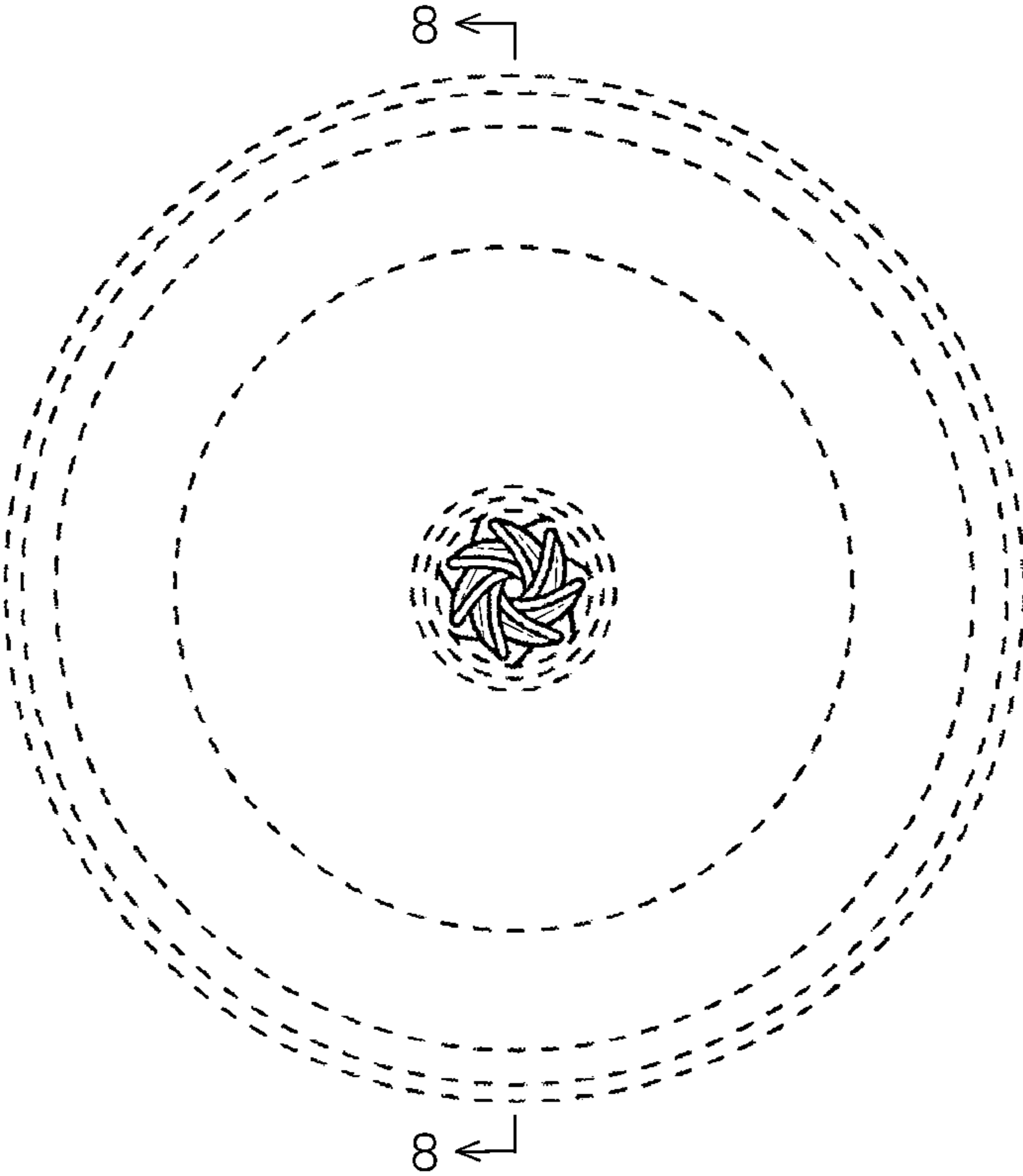


Fig. 2

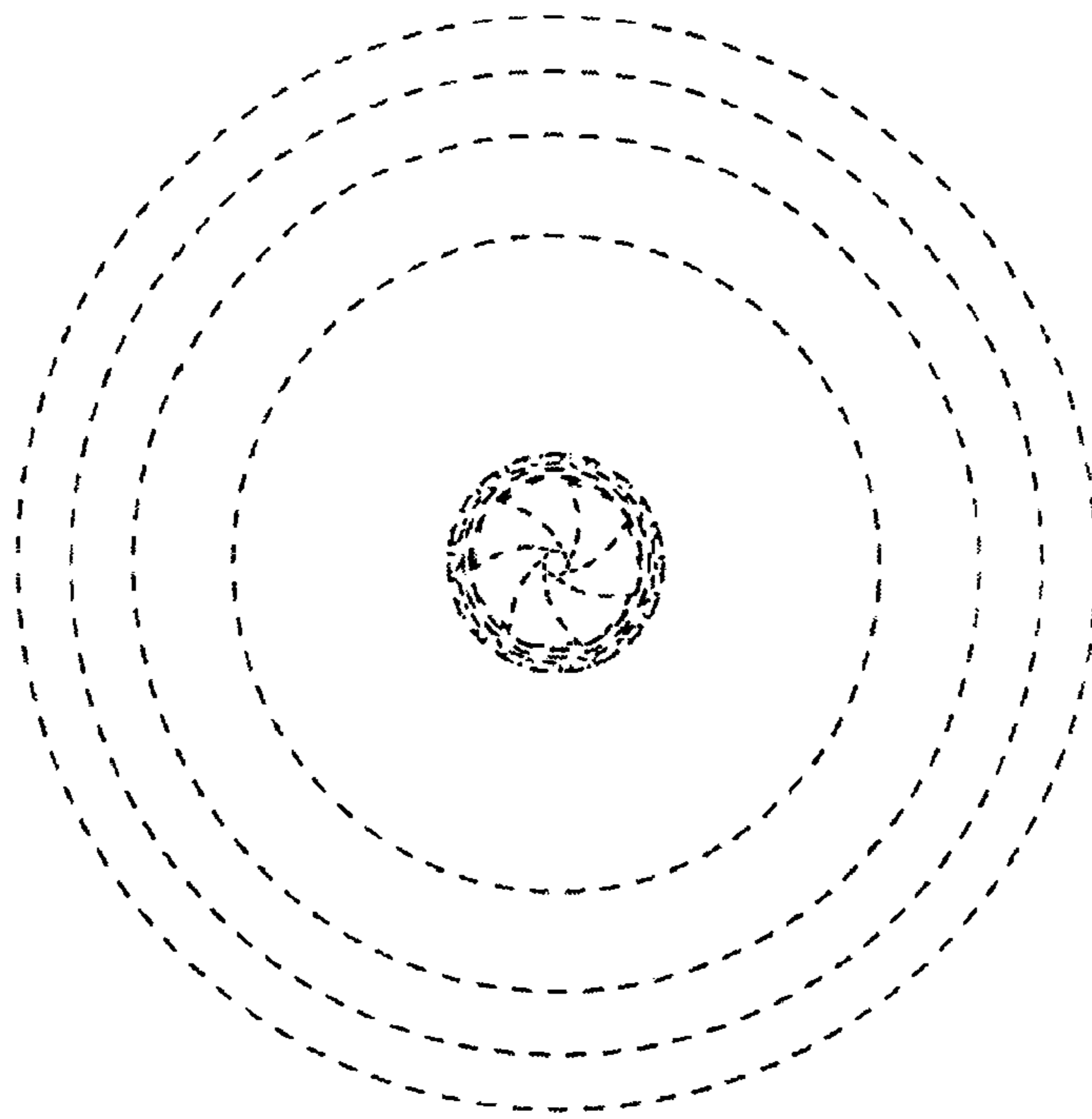


Fig. 3




Fig. 4

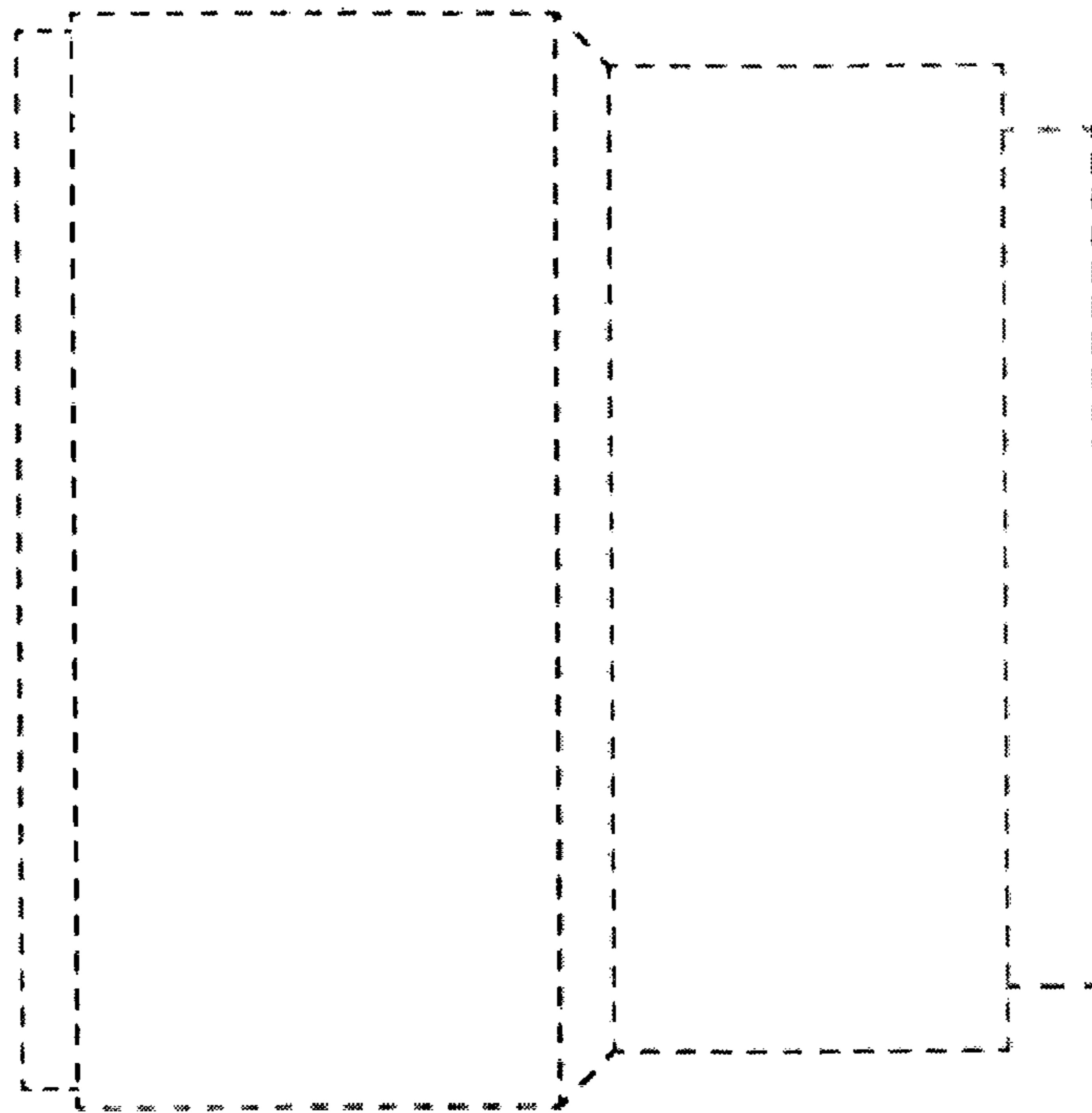


Fig. 5

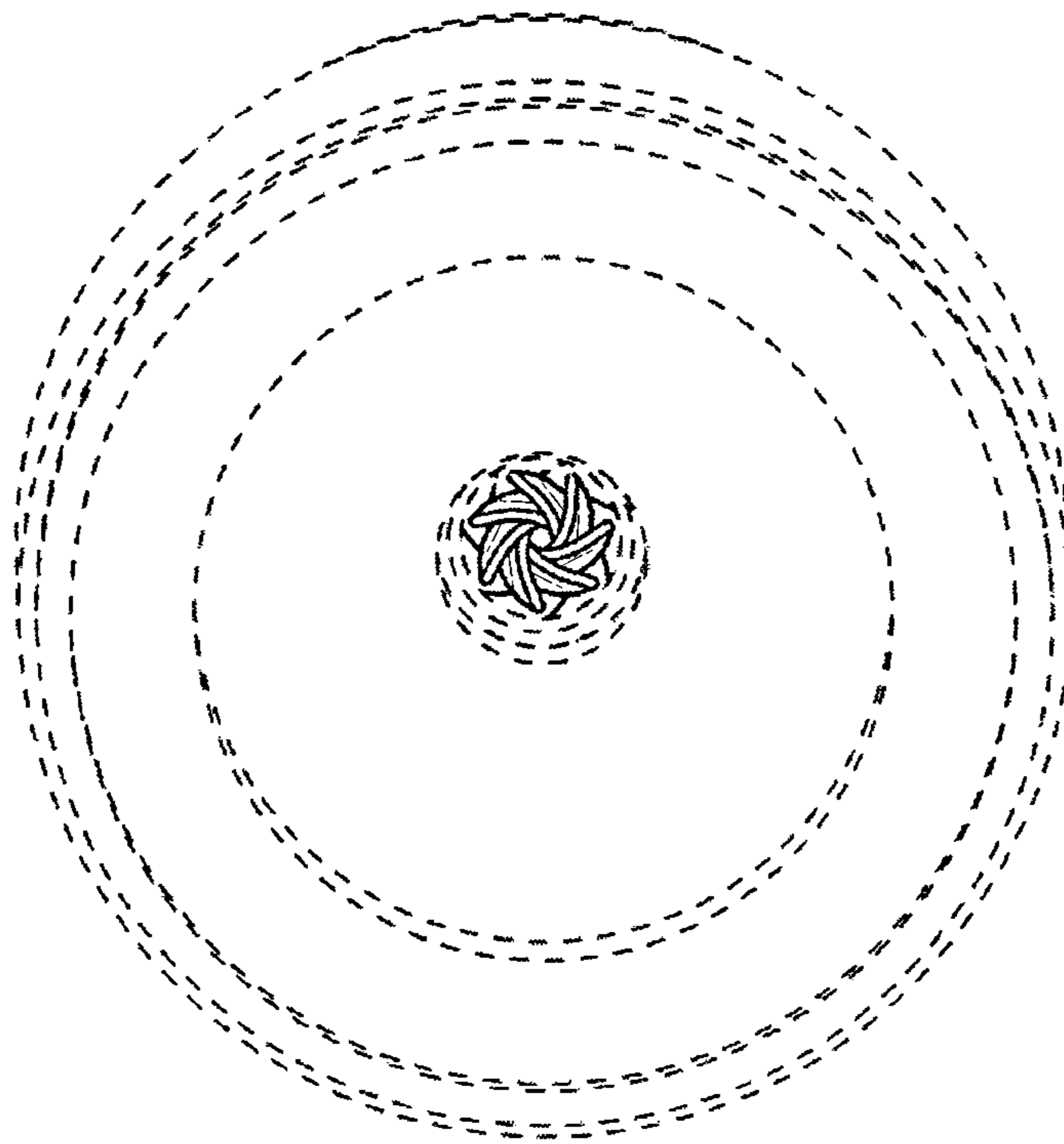


Fig. 6

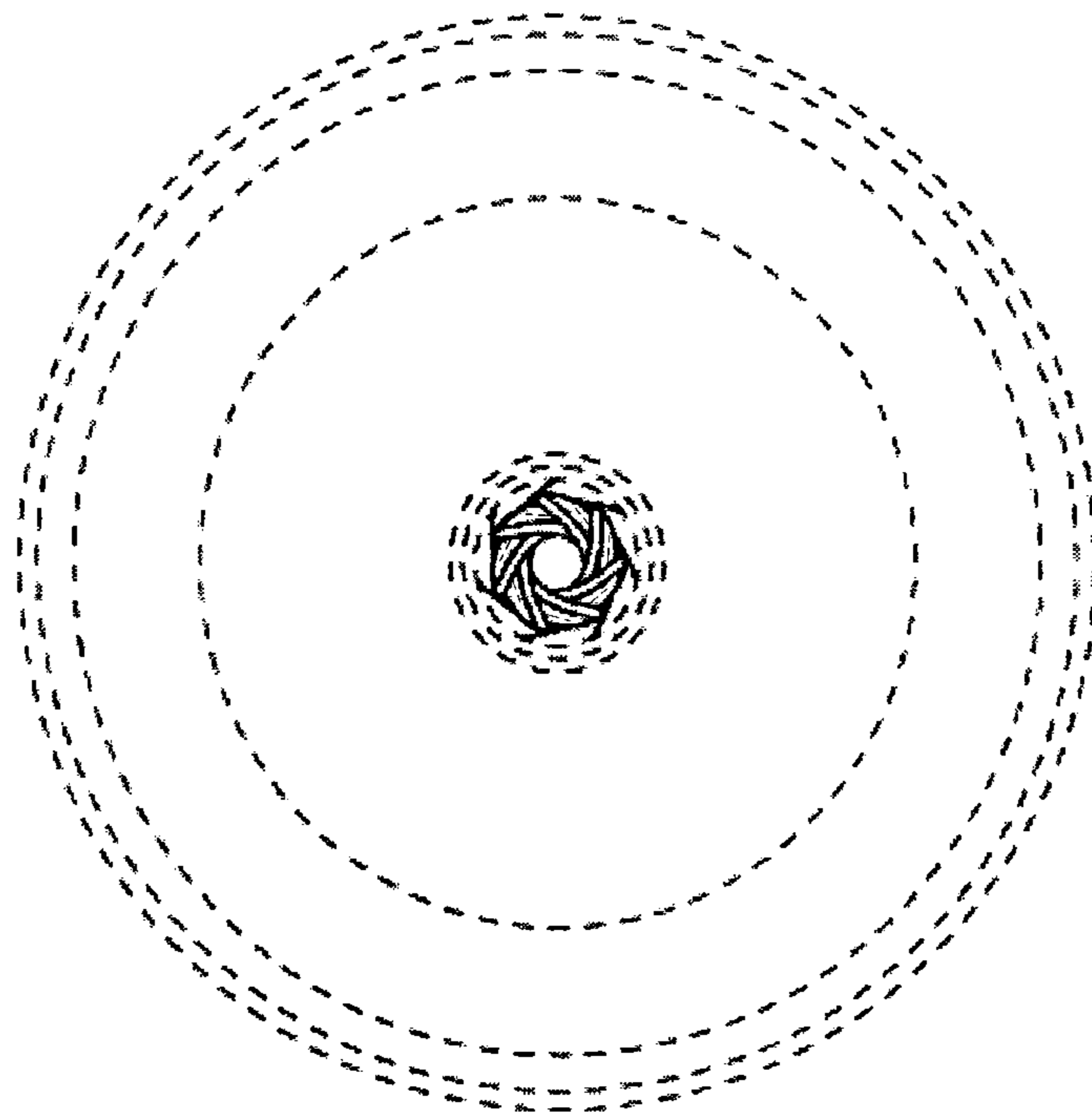


Fig. 7

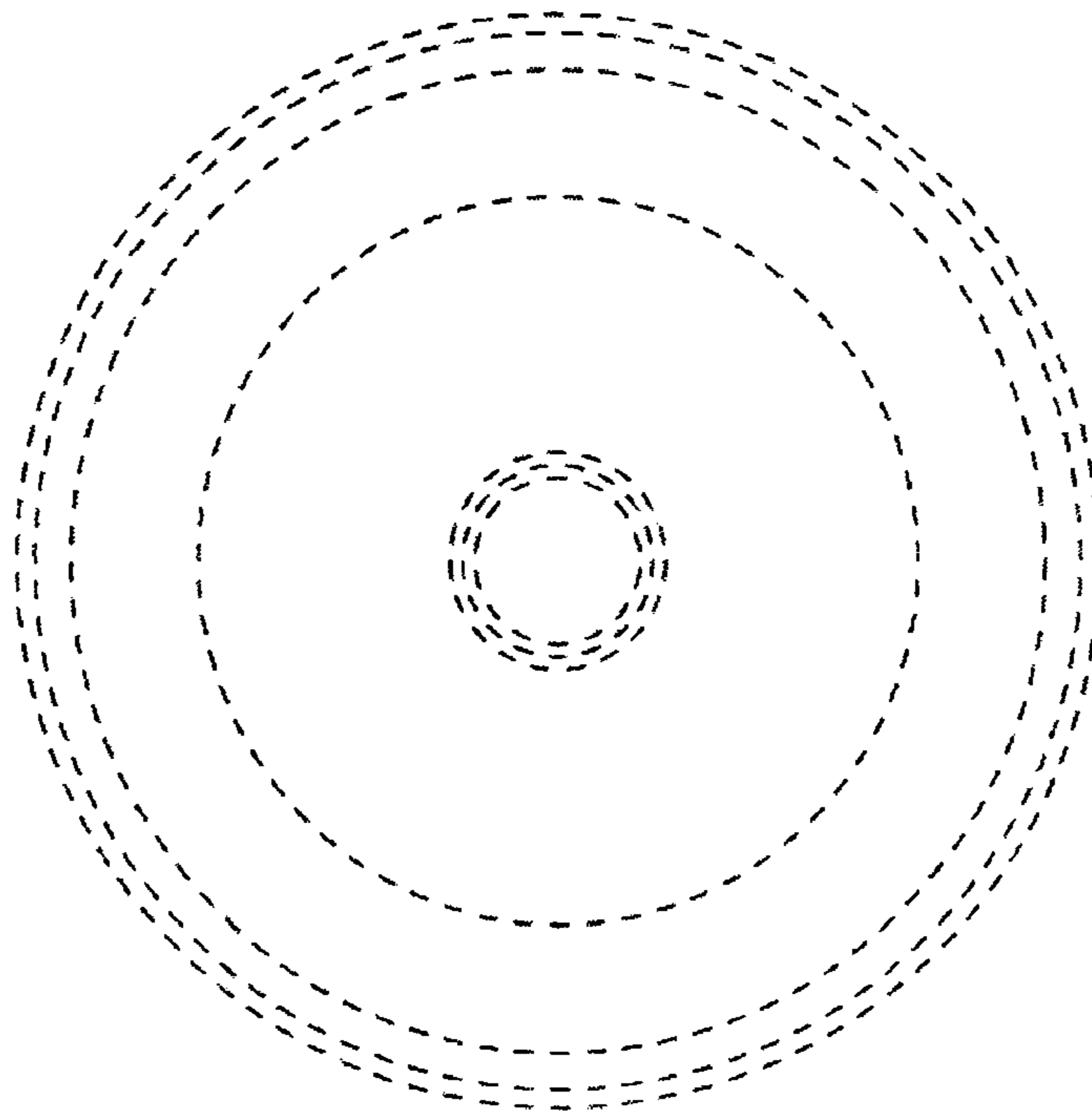


Fig. 8

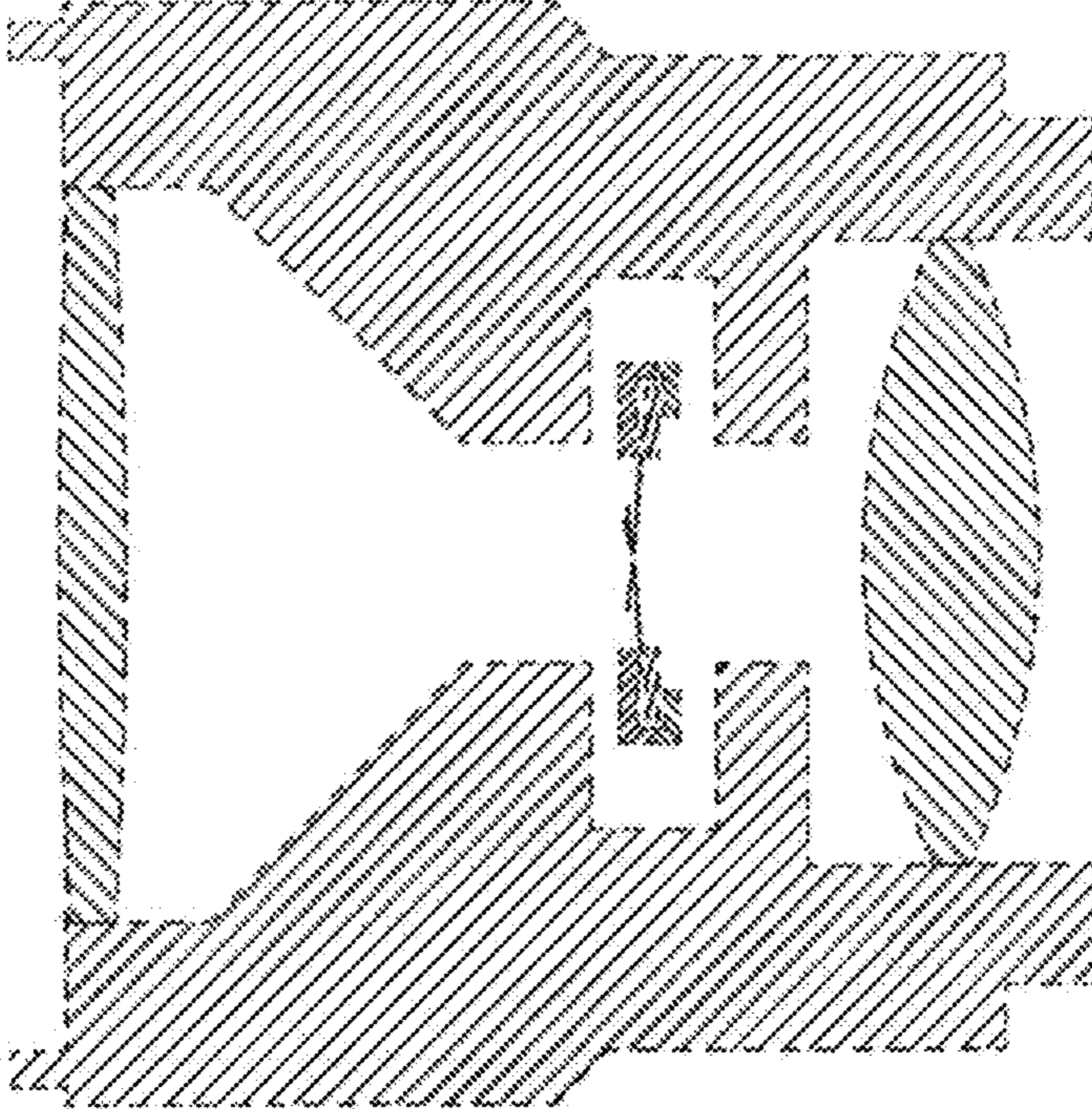


Fig. 9

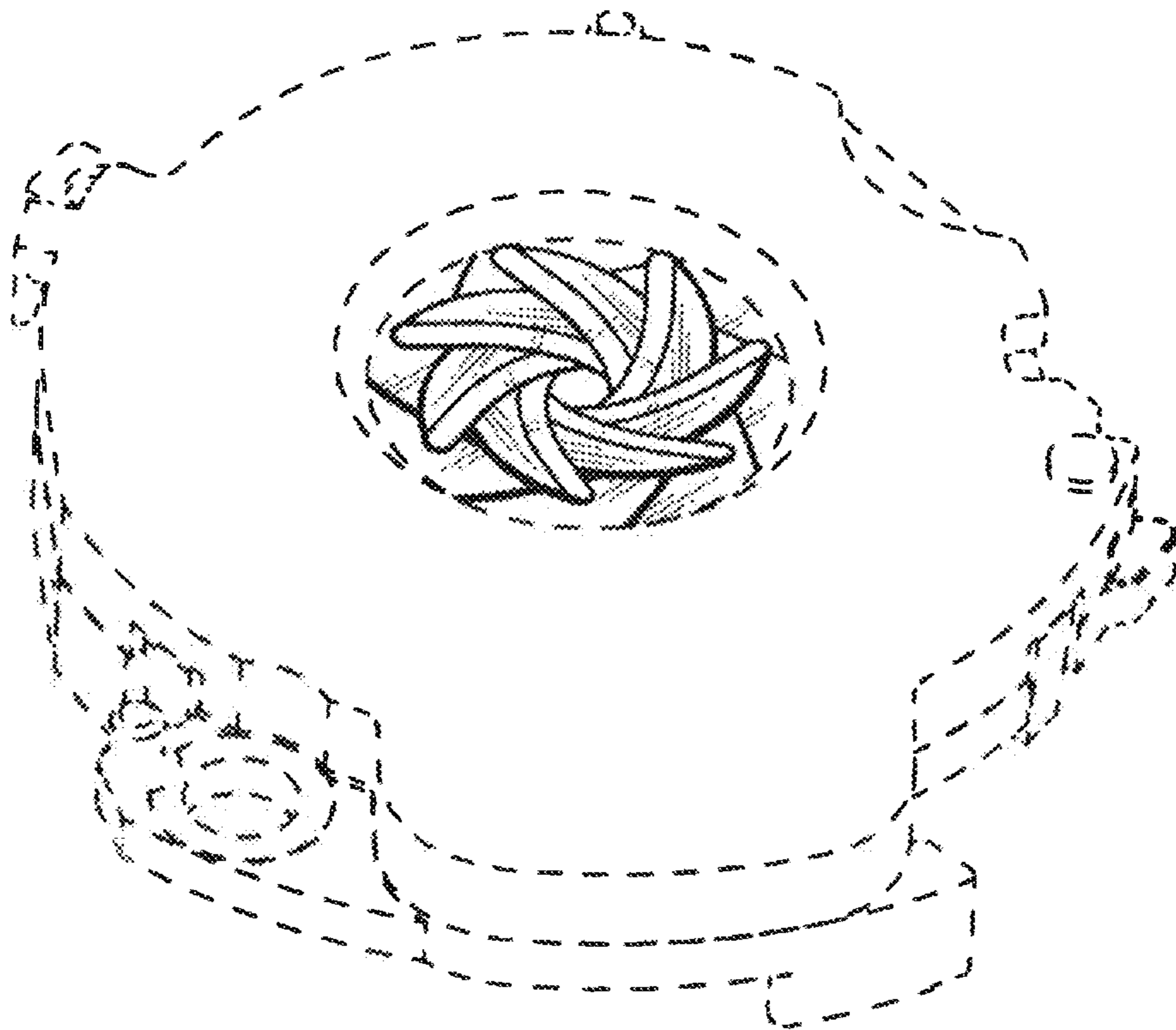


Fig. 10

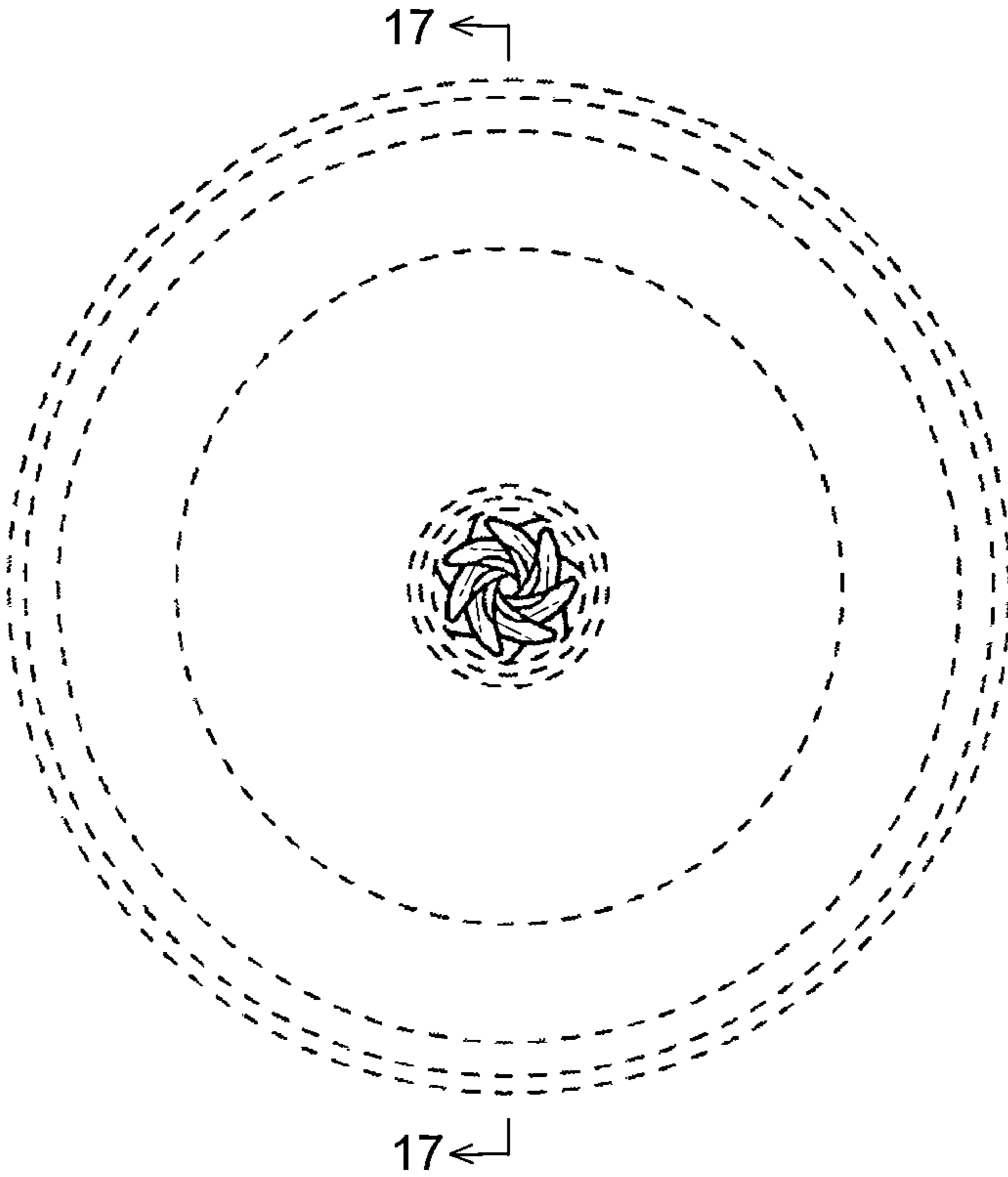


Fig. 11

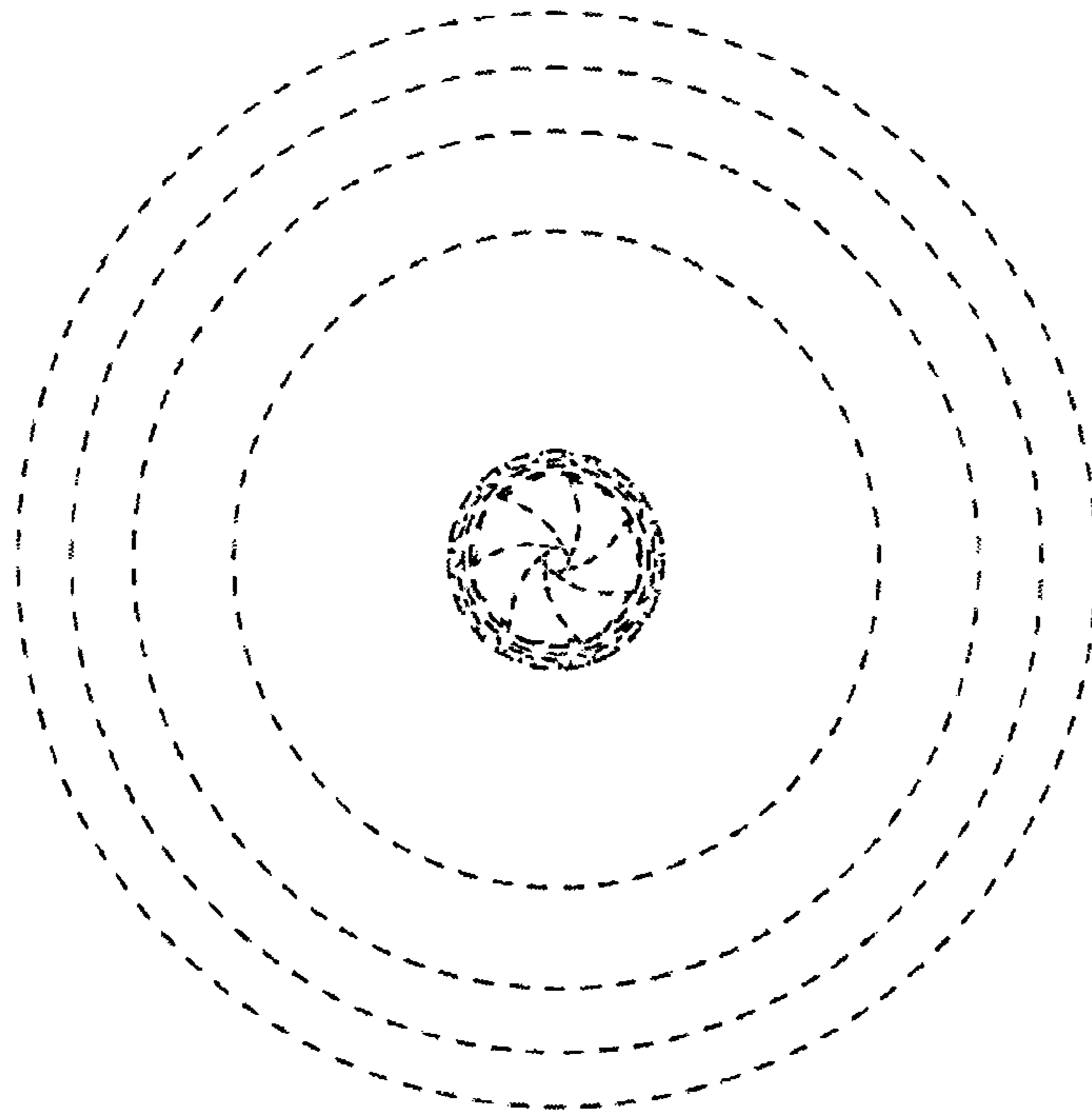


Fig. 12




Fig. 13

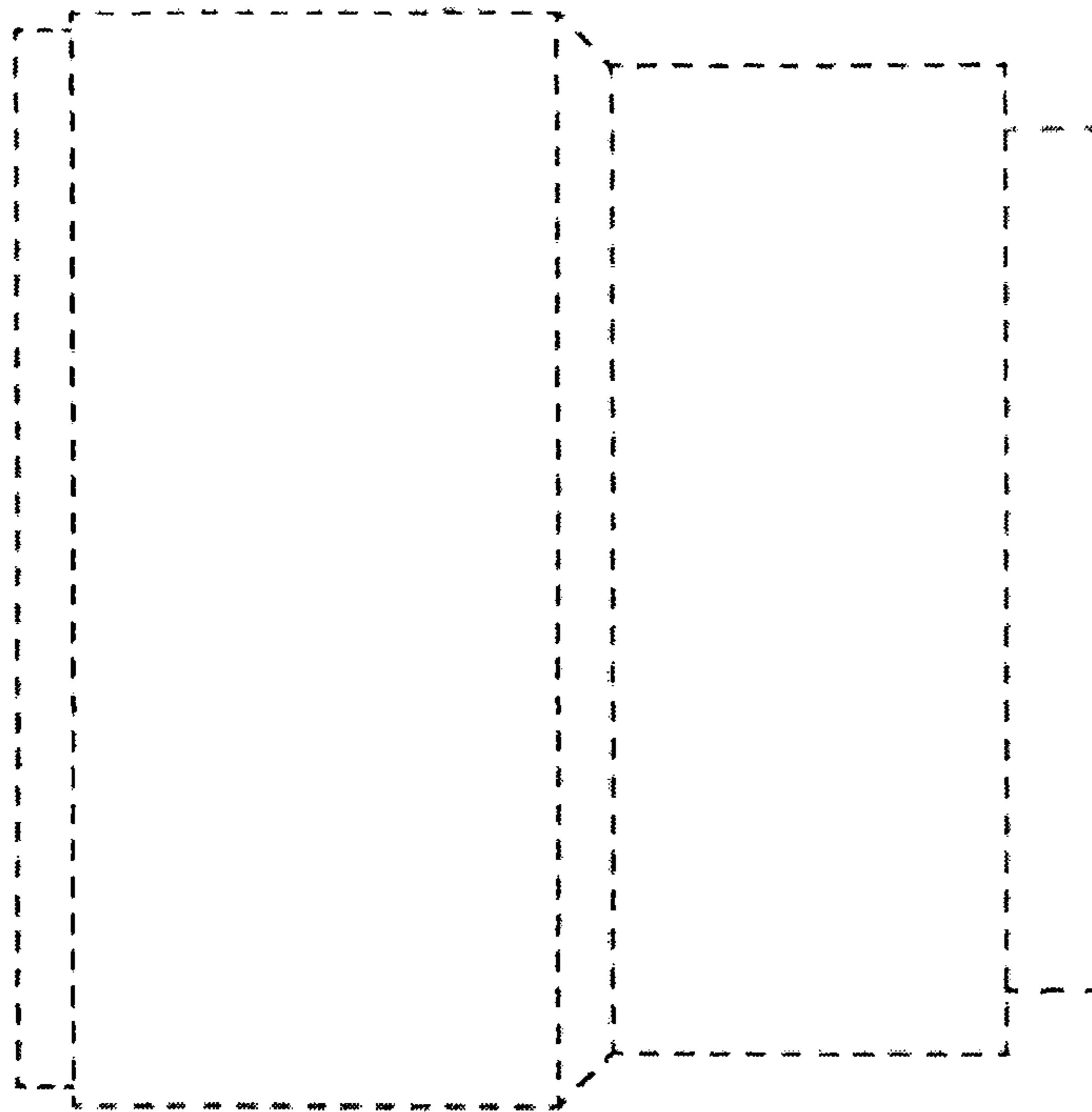


Fig. 14

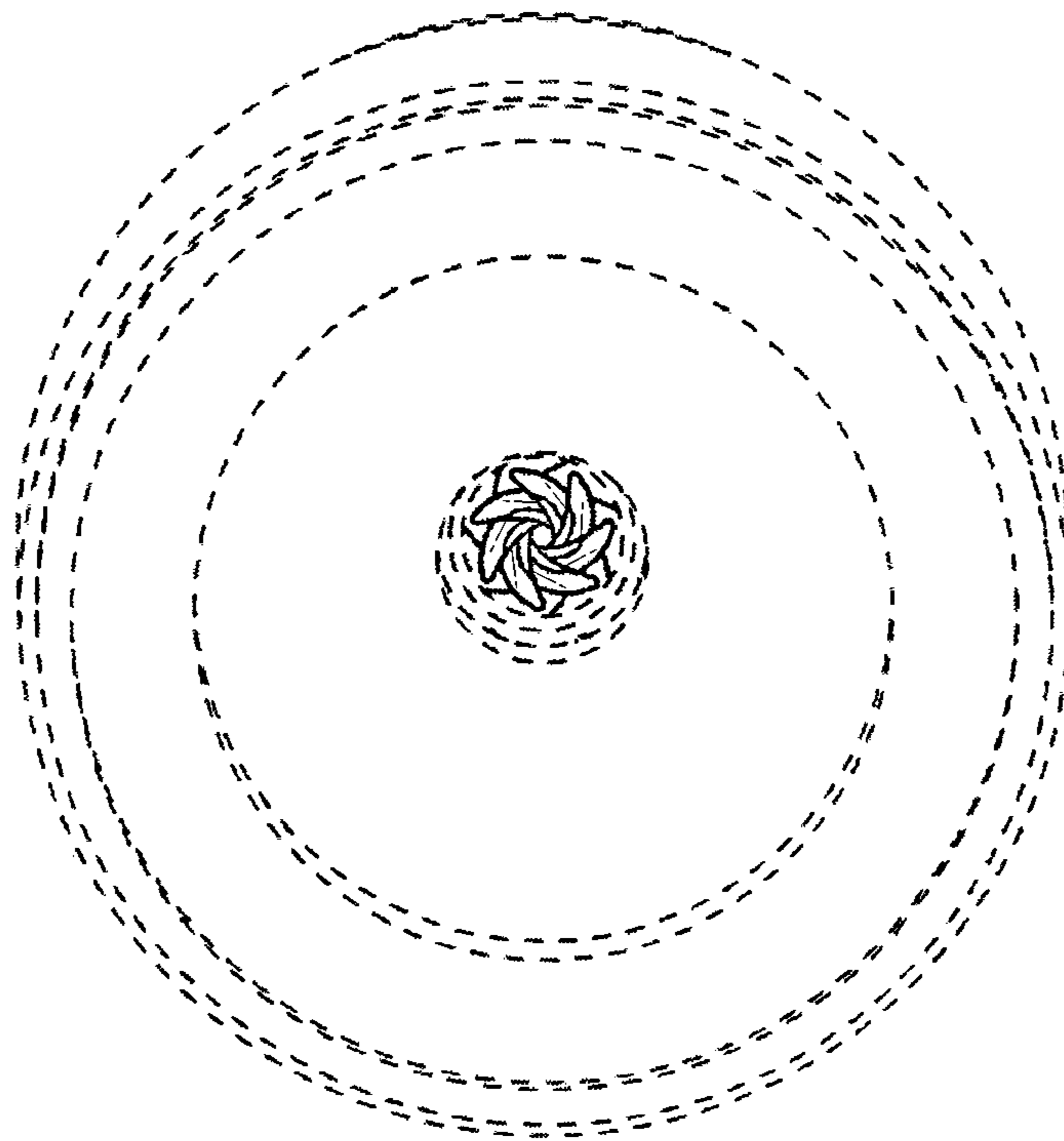


Fig. 15

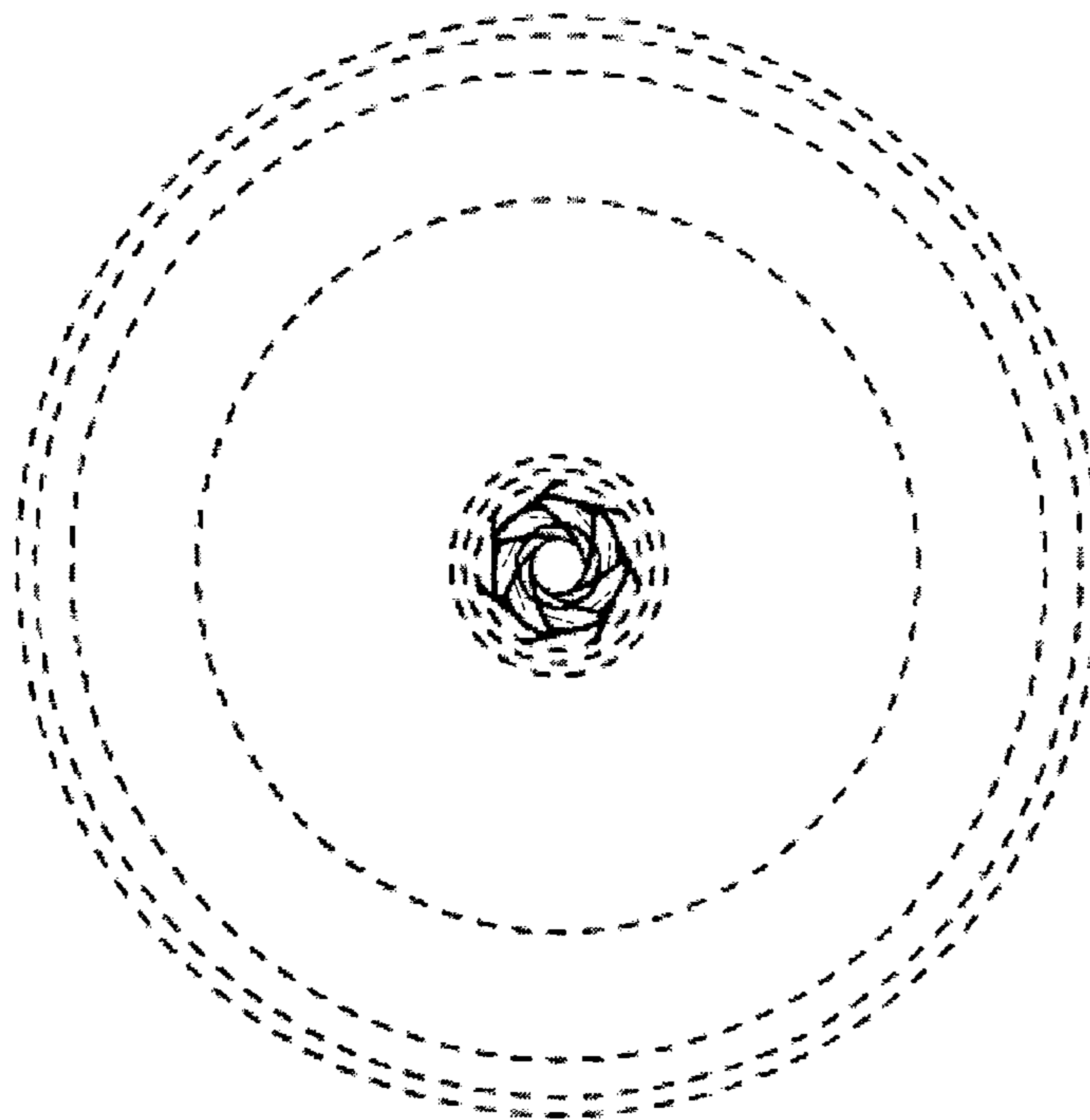


Fig. 16

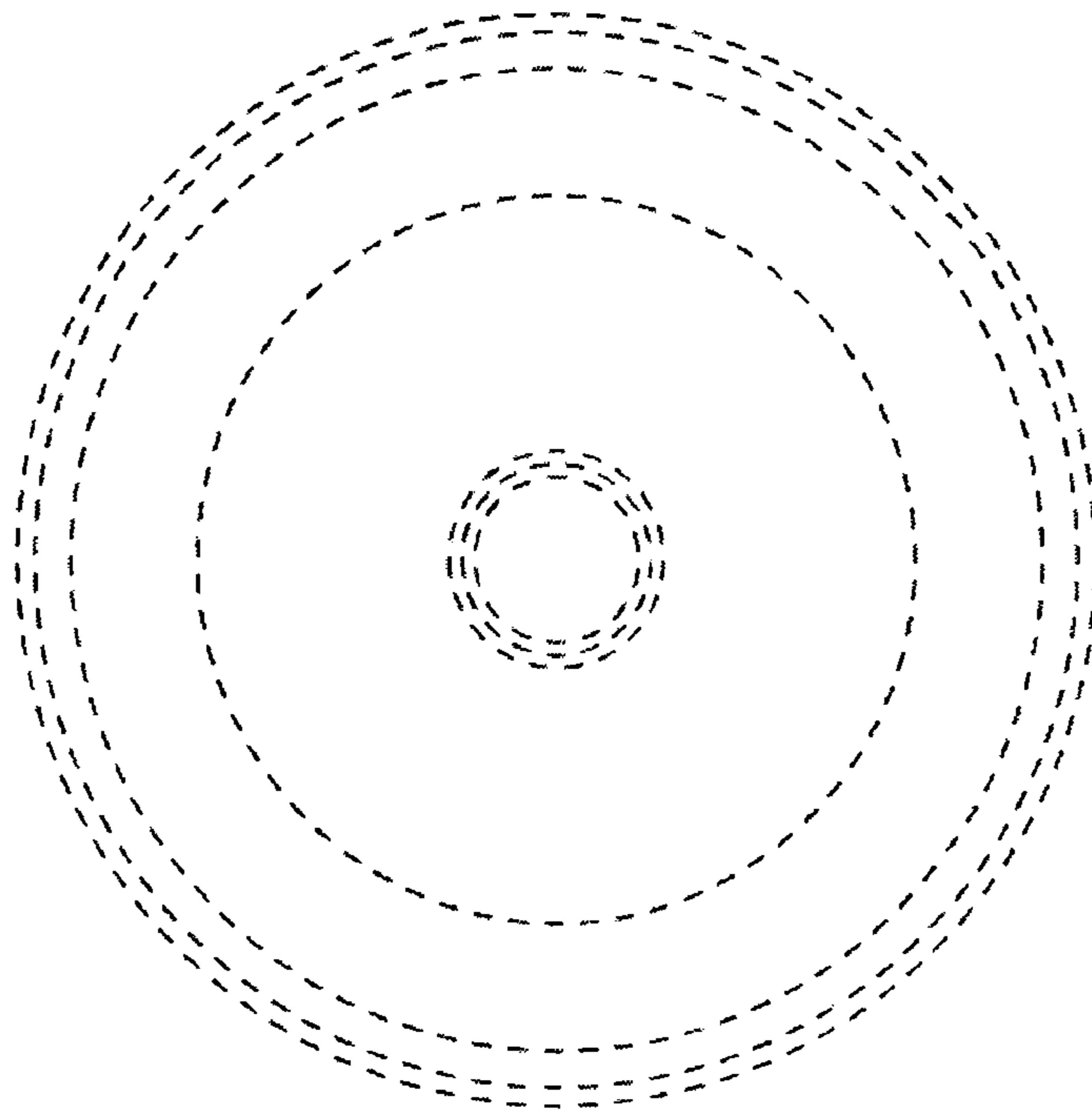


Fig. 17

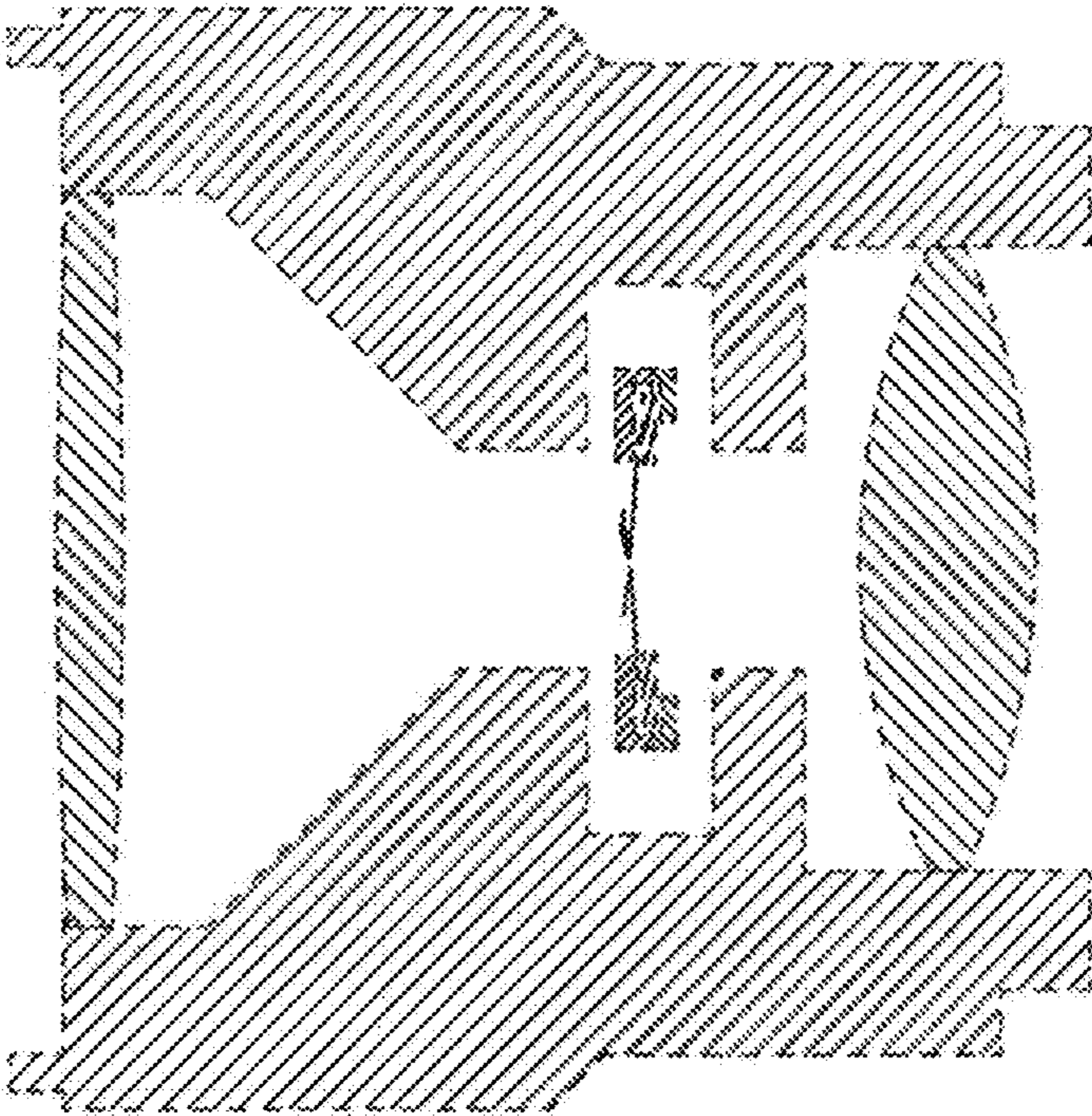


Fig. 18

