



US00D986260S

(12) **United States Design Patent** (10) **Patent No.:** **US D986,260 S**  
**Hui et al.** (45) **Date of Patent:** **\*\* May 16, 2023**

(54) **DISPLAY SCREEN WITH GRAPHICAL USER INTERFACE**

OTHER PUBLICATIONS

(71) Applicant: **GE Precision Healthcare LLC**,  
Milwaukee, WI (US)  
(72) Inventors: **Hui Hui**, Wuxi (CN); **Dan Li**, Shanghai  
(CN); **Chiah Huei Mian**, Shanghai  
(CN); **Qingyan Liu**, Wuxi (CN); **Qi  
Jose Wang**, Wuxi (CN)

“B105 and B125 monitors—Simple. Flexible. Reliable. GE Health-  
care” Feb. 1, 2018, posted at youtube.com, [site visited Sep. 9,  
2022]. <https://www.youtube.com/watch?v=TbPchAPRmjk> (Year:  
2018).\*

*Primary Examiner* — John M Otte  
(74) *Attorney, Agent, or Firm* — McCoy Russell LLP

(73) Assignee: **GE Precision Healthcare LLC**,  
Milwaukee, WI (US)

(57) **CLAIM**

The ornamental design for a display screen with graphical  
user interface, as shown and described.

(\*\*) Term: **15 Years**

(21) Appl. No.: **29/784,476**

**DESCRIPTION**

(22) Filed: **May 19, 2021**

**Related U.S. Application Data**

(62) Division of application No. 29/701,809, filed on Aug.  
14, 2019, now Pat. No. Des. 938,961.

(51) **LOC (14) Cl.** ..... **14-04**

(52) **U.S. Cl.**  
USPC ..... **D14/485**

(58) **Field of Classification Search**

USPC ..... D14/485–495; D20/11; D21/324, 325  
CPC ..... G06F 3/0481; G06F 3/04812; G06F  
3/04817; G06F 3/0482; G06F 3/0483;  
G06F 3/0484; G06F 3/04842; G06F  
3/0485; G06F 3/04855; G06F 3/0486;  
G06F 3/0488; G06F 3/04886; G06F 3/14;  
G06F 9/451; G06F 21/35; G06F 40/103;  
G06F 40/106; G06F 40/189; G06F  
40/191; A61B 5/087; A61B

(Continued)

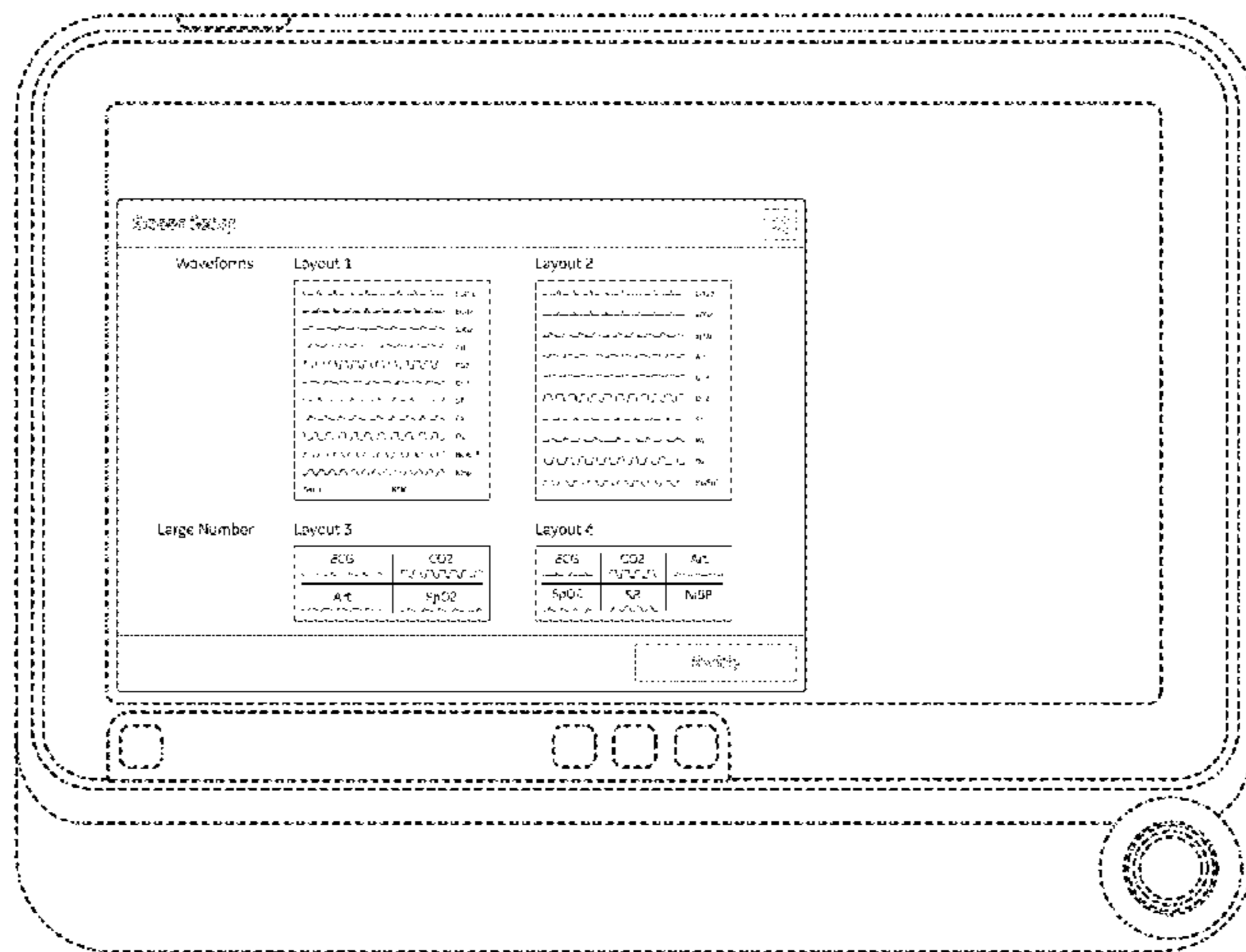
FIG. 1 is a front view of a display screen with graphical user  
interface shown on a monitor.  
FIG. 2 is a front view of the display screen with graphical  
user interface shown on a monitor, with the design shown in  
another environment.  
FIG. 3 is a rear view of the monitor.  
FIG. 4 is a top view of the monitor.  
FIG. 5 is a bottom view of the monitor.  
FIG. 6 is a right side view of the monitor.  
FIG. 7 is a left side view of the monitor.  
FIG. 8 is a front view of the display screen with graphical  
user interface on a second monitor.  
FIG. 9 is a front view of the display screen with graphical  
user interface shown on a second monitor, with the design  
shown in another environment.  
FIG. 10 is a rear view of the second monitor.  
FIG. 11 is a top view of the second monitor.  
FIG. 12 is a bottom view of the second monitor.  
FIG. 13 is a right side view of the second monitor; and,  
FIG. 14 is a left side view of the second monitor.  
The broken lines in the drawings illustrate portions of the  
display screen with graphical user interface and environ-  
mental subject matter that form no part of the claimed  
design.

(56) **References Cited**

**U.S. PATENT DOCUMENTS**

5,345,552 A 9/1994 Brown  
D462,077 S 8/2002 Greminger  
(Continued)

**1 Claim, 14 Drawing Sheets**



# US D986,260 S

Page 2

(58) **Field of Classification Search**

CPC ..... 5/0006; G16H 10/60; G16H 40/20; G16H 40/67; G16H 15/00; G16H 40/63; G08B 25/016; G16Z 99/00; G05D 23/01  
See application file for complete search history.

(56) **References Cited**

U.S. PATENT DOCUMENTS

6,707,476 B1 *	3/2004	Hochstedler .....	G06F 9/451 715/744	2011/0072379 A1 *	3/2011	Gannon .....	G16Z 99/00 715/781
7,081,095 B2 *	7/2006	Lynn .....	A61B 5/087 600/300	2013/0276785 A1	10/2013	Melker et al.	
D593,575 S	6/2009	Ball et al.		2018/0247712 A1 *	8/2018	Muhsin .....	G16H 40/63
D632,699 S *	2/2011	Judy .....	D14/486	2018/0277243 A1	9/2018	Qing et al.	
D652,051 S	1/2012	Judy et al.		2019/0224434 A1	7/2019	Silver et al.	
D656,946 S *	4/2012	Judy .....	D14/486	2019/0362822 A1	11/2019	Haveri et al.	
8,418,692 B2	4/2013	Sanchez		2020/0121199 A1 *	4/2020	Freeman .....	G06F 3/14
D686,634 S	7/2013	Malasani et al.		2020/0218817 A1 *	7/2020	Thrower .....	G06F 21/35
D733,727 S	7/2015	Cojuangco et al.		2020/0357493 A1 *	11/2020	Kelly .....	G16H 10/60
				2021/0267555 A1 *	9/2021	Janssen .....	G16H 40/20

\* cited by examiner

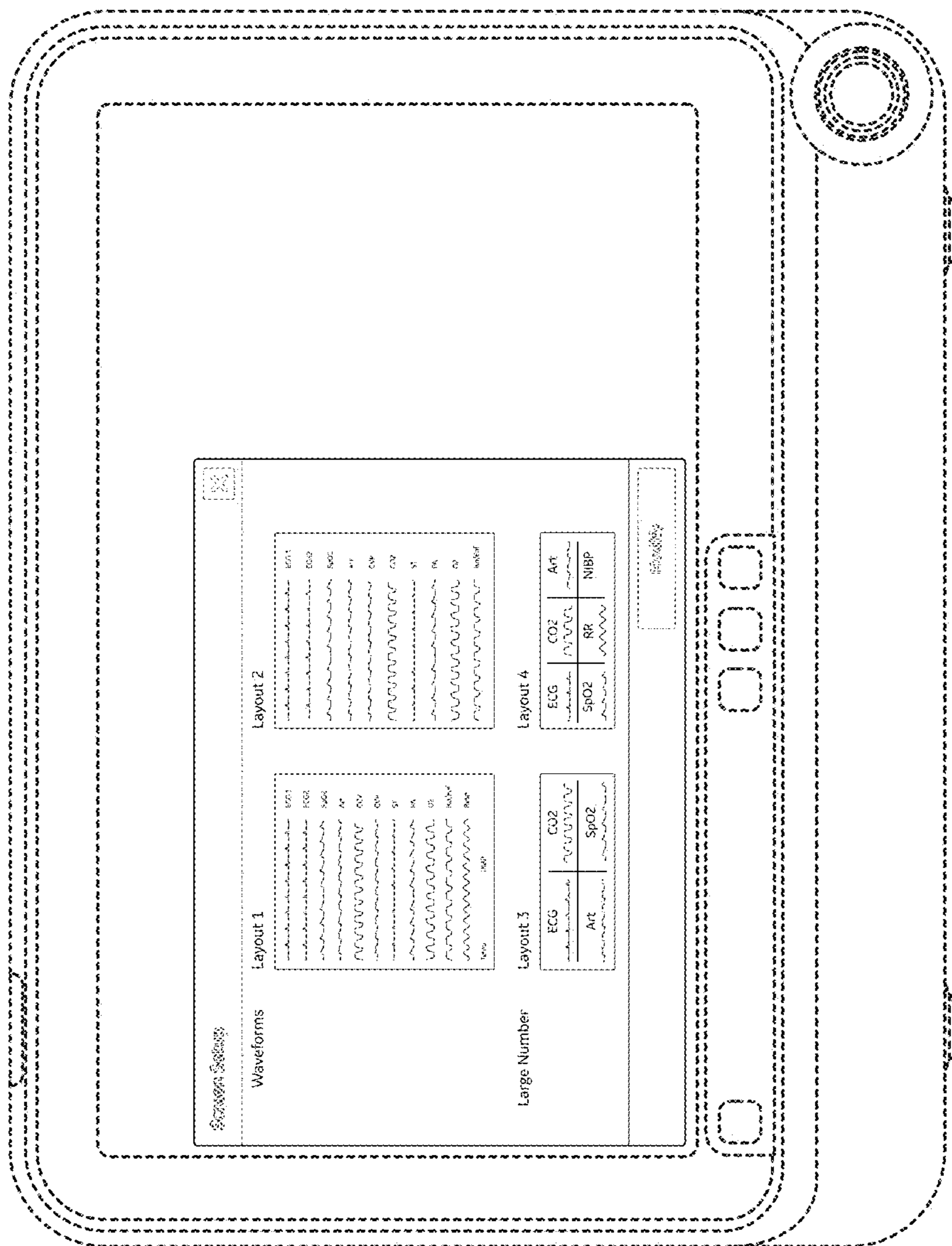


FIG. 1



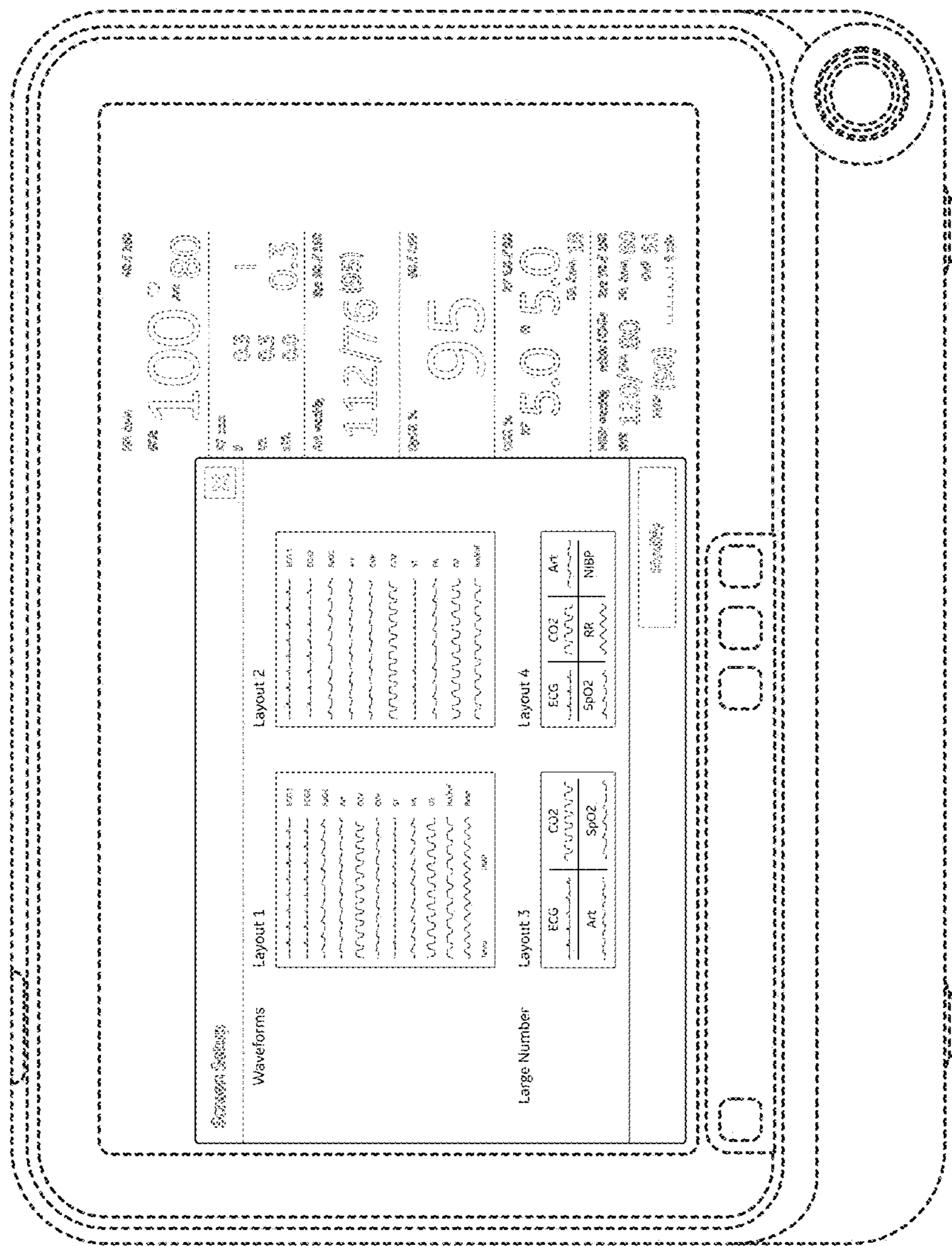


FIG. 2

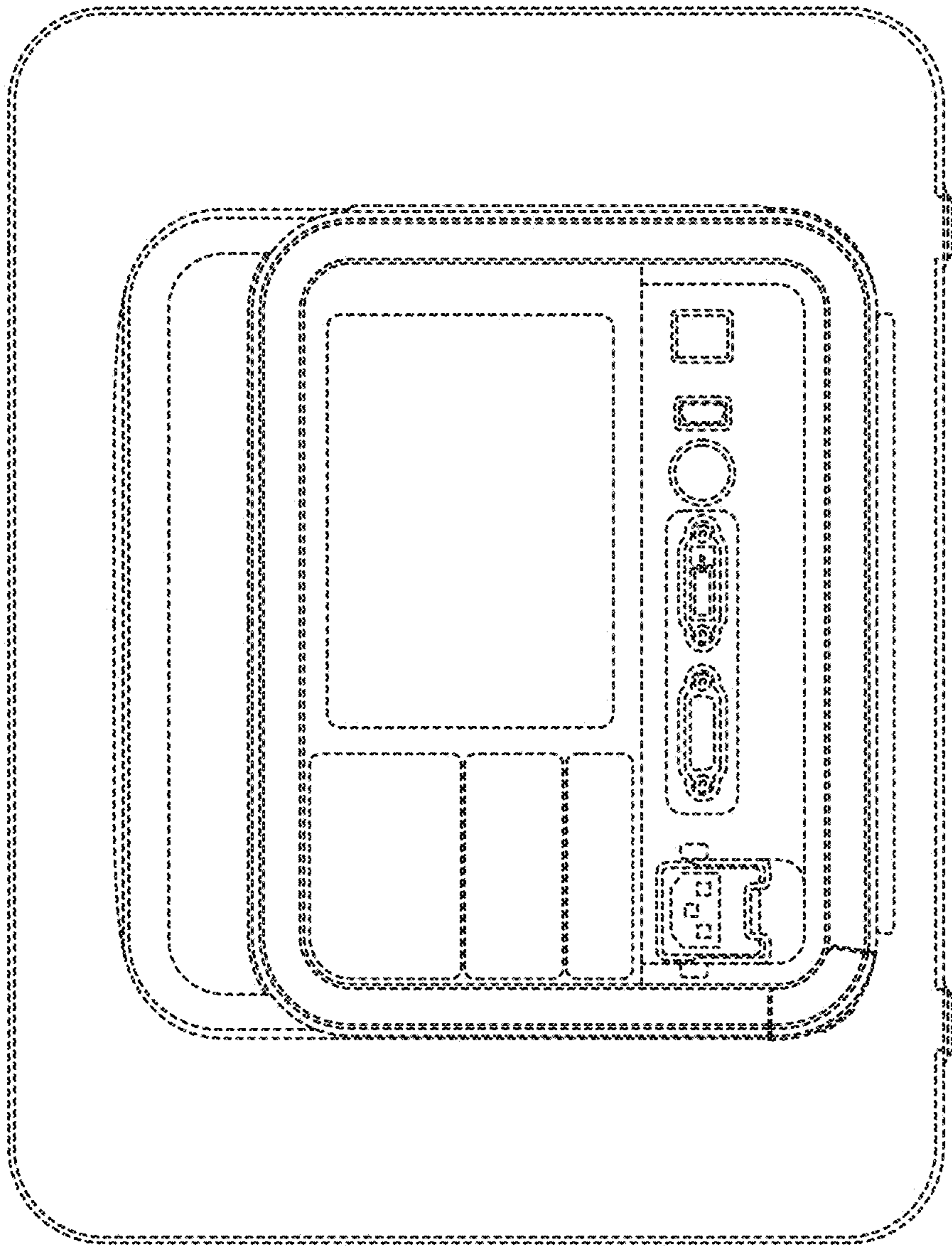


FIG. 3




FIG. 4

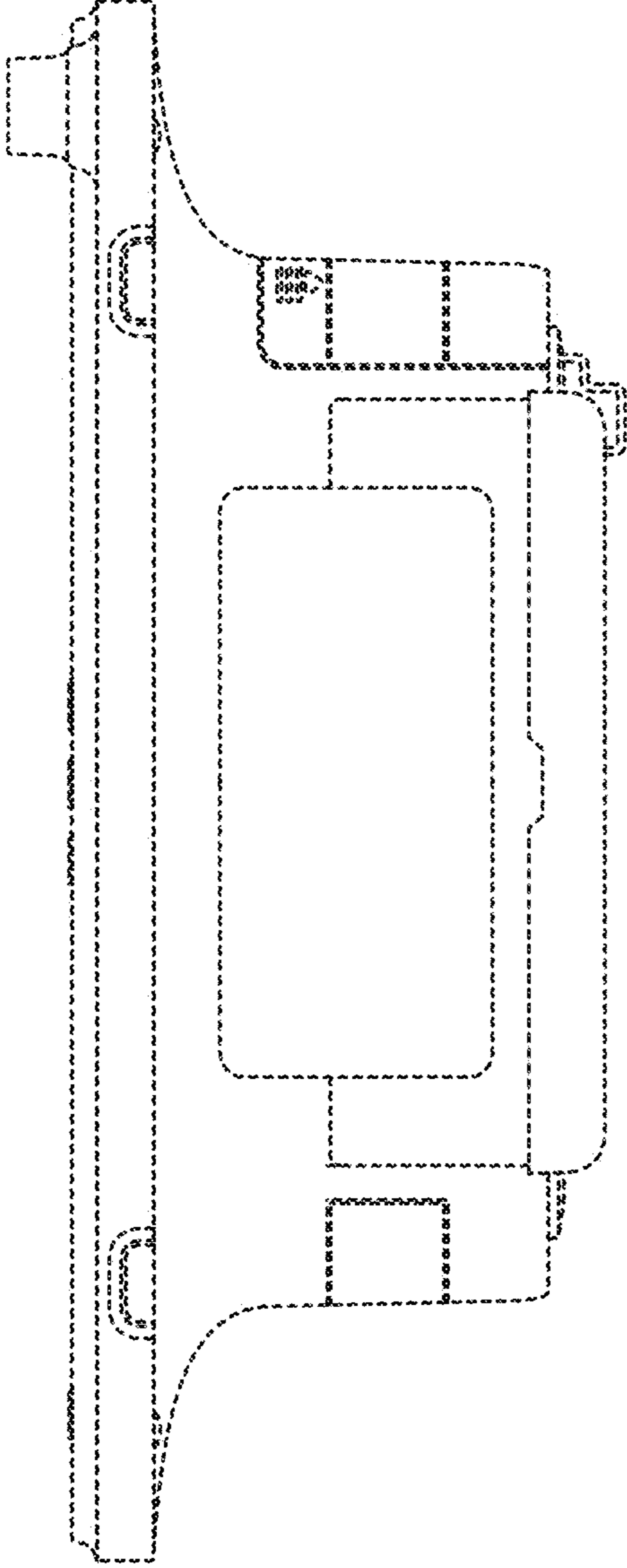


FIG. 5

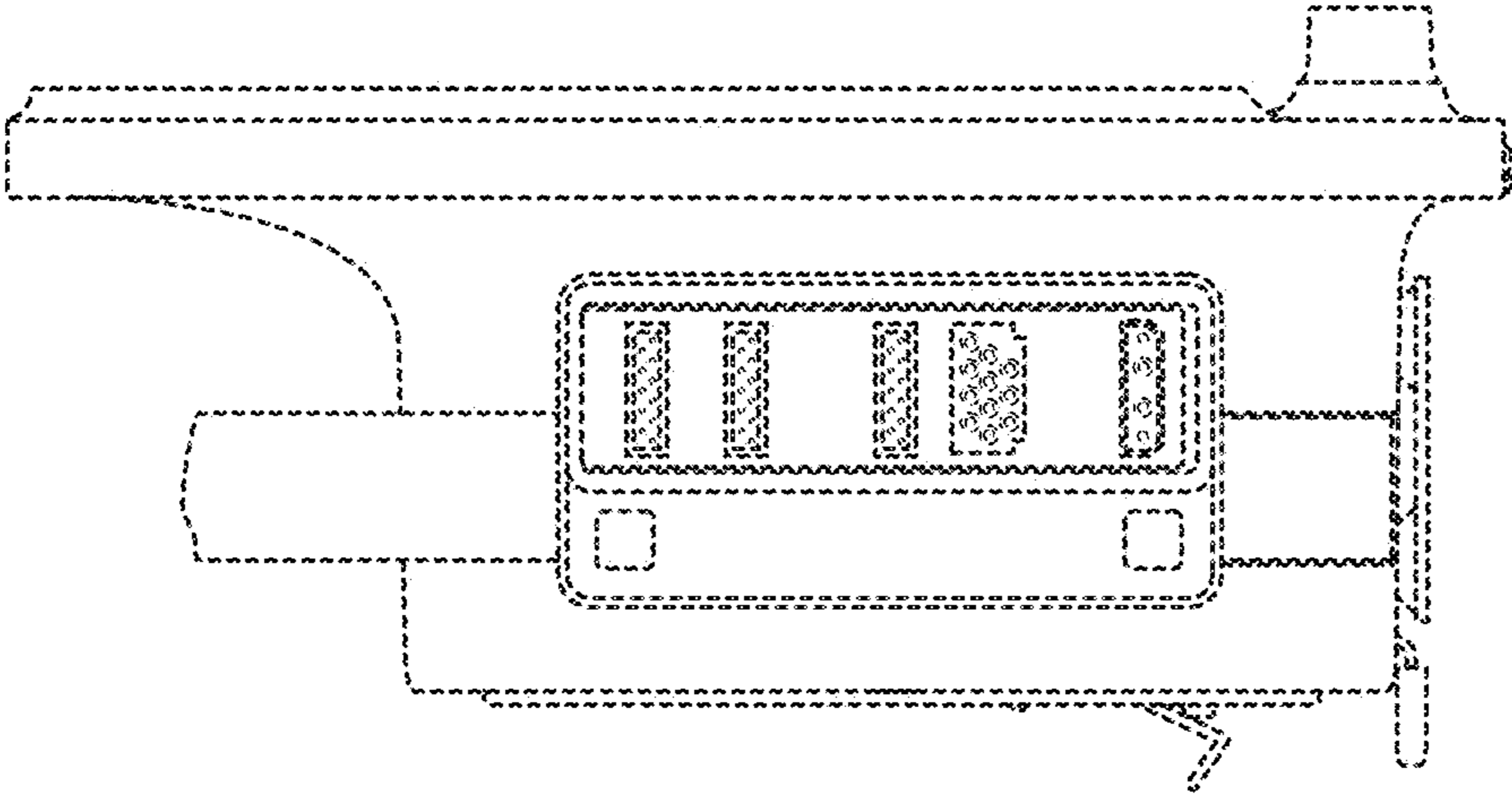


FIG. 6



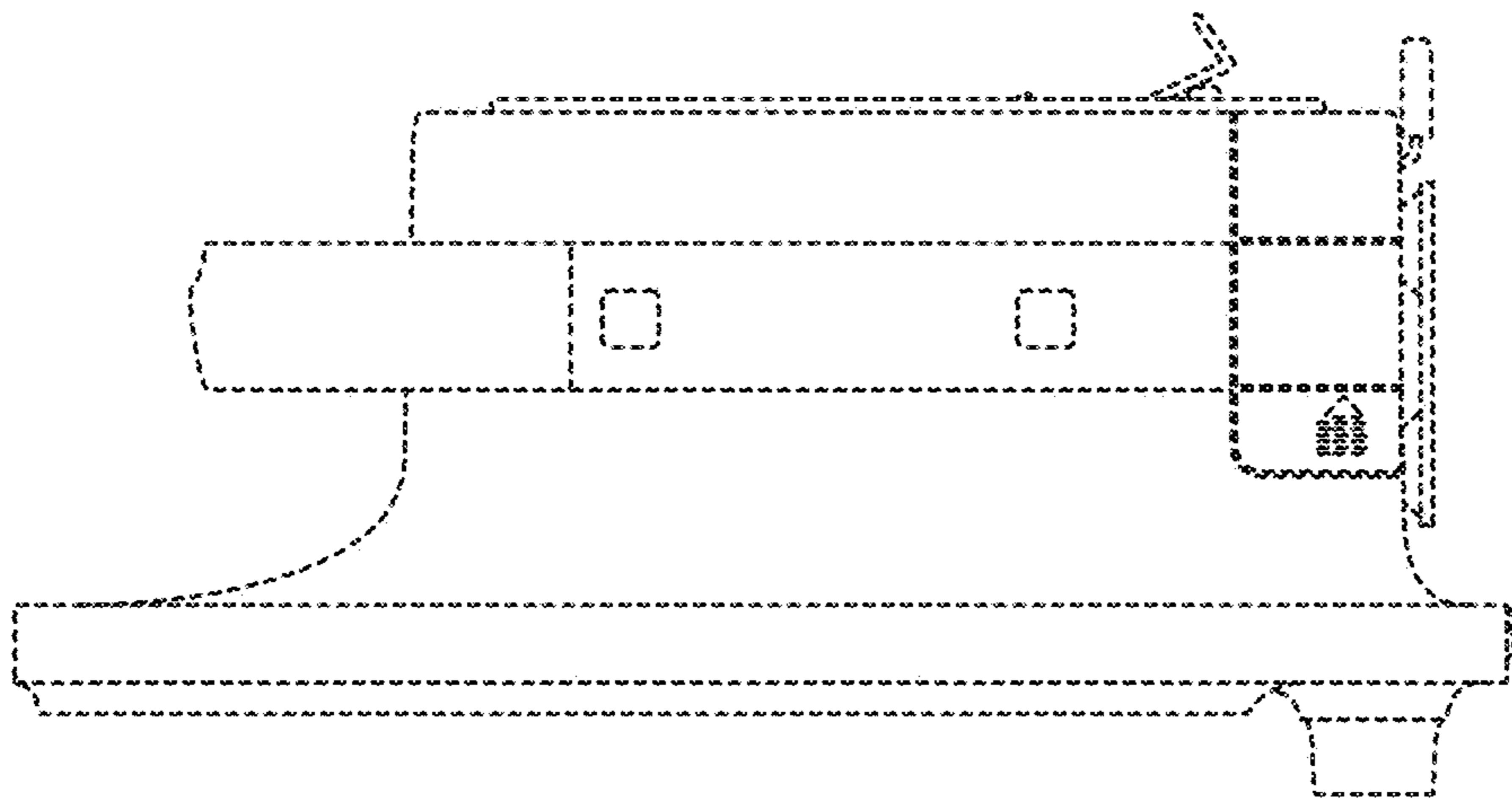


FIG. 7

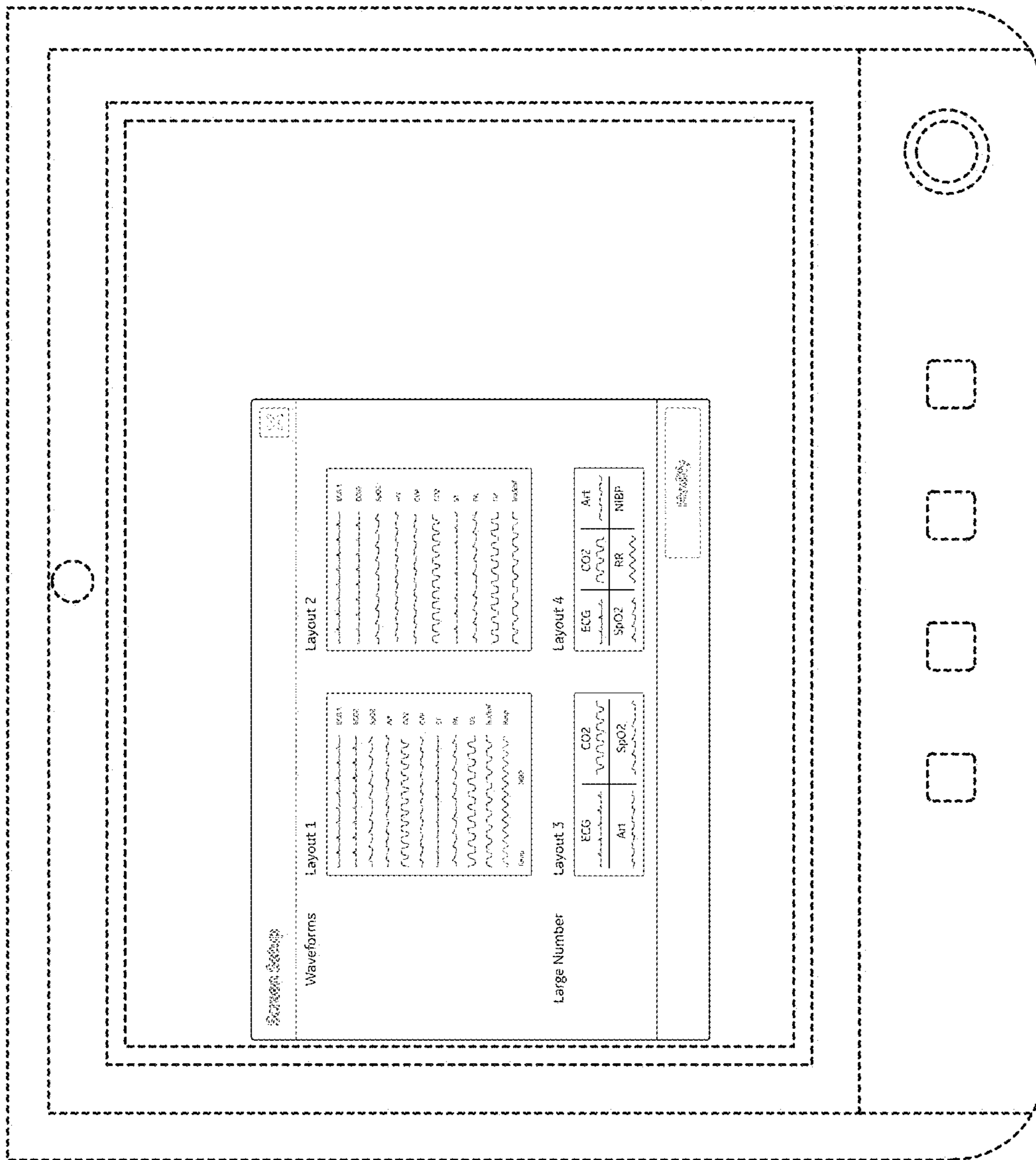


FIG. 8

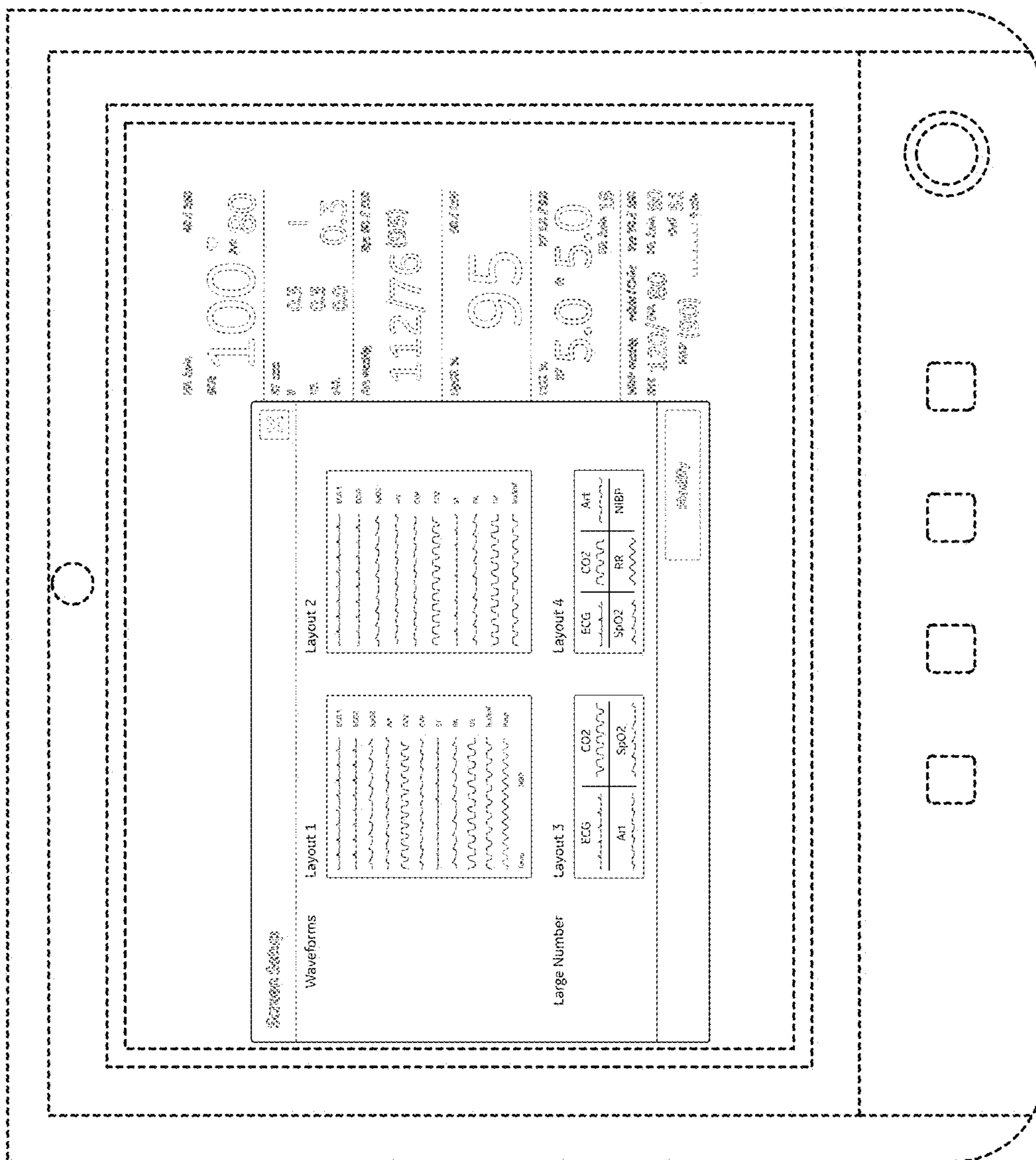


FIG. 9

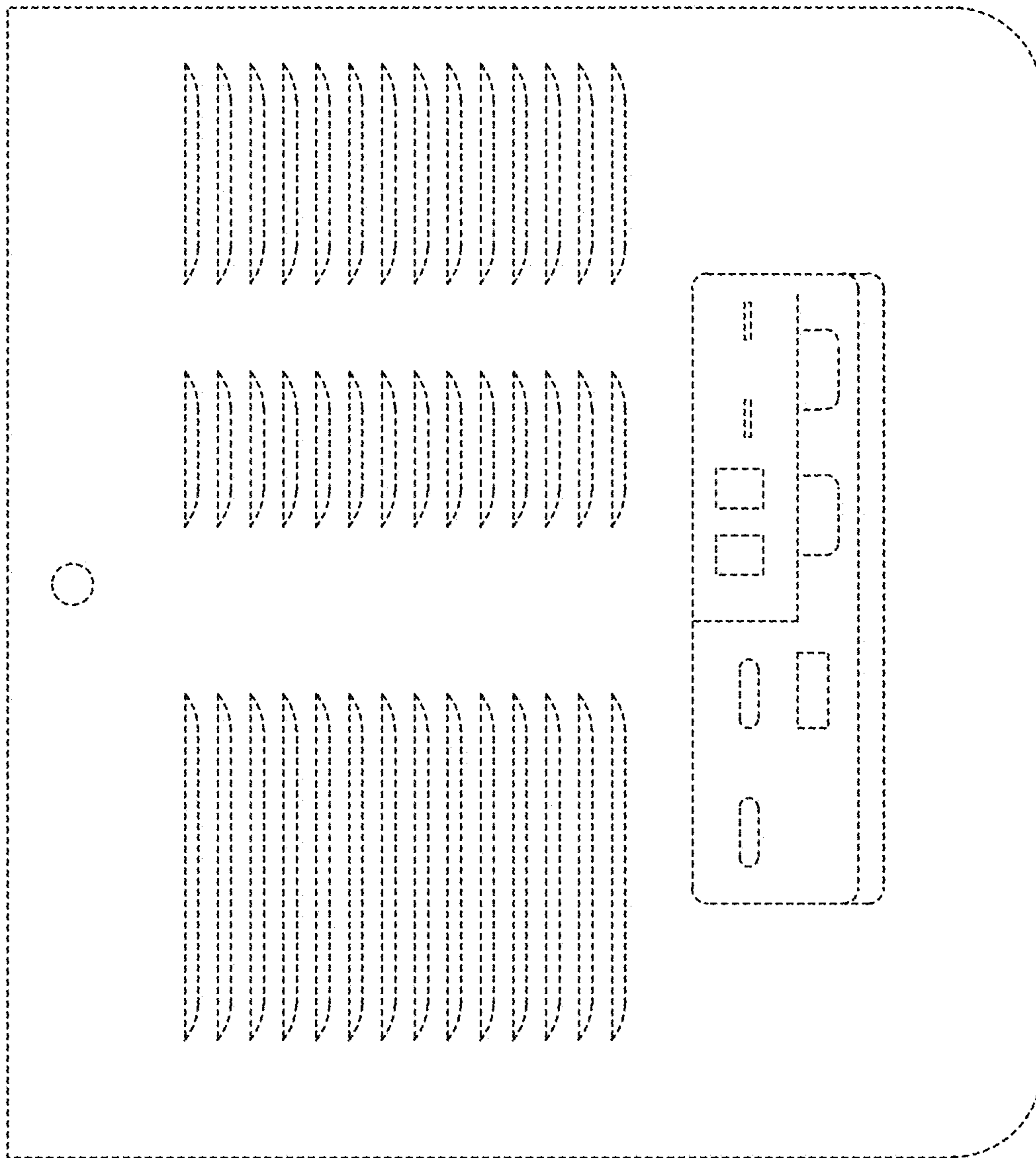


FIG. 10




FIG. 11






FIG. 12

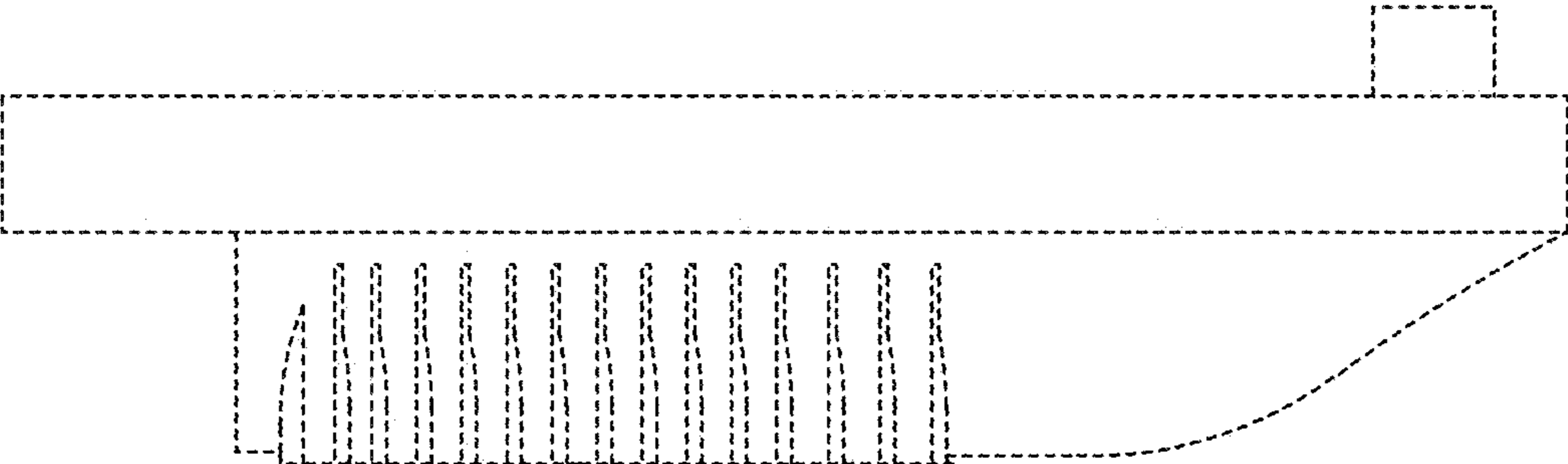


FIG. 13




FIG. 14