



US00D986248S

(12) **United States Design Patent**
Tang

(10) **Patent No.:** **US D986,248 S**

(45) **Date of Patent:** **** May 16, 2023**

(54) **ACTIVE STYLUS**

(71) Applicant: **Suying Tang**, Shenzhen (CN)

(72) Inventor: **Suying Tang**, Shenzhen (CN)

(**) Term: **15 Years**

(21) Appl. No.: **29/803,167**

(22) Filed: **Aug. 11, 2021**

(51) **LOC (14) Cl.** **14-02**

(52) **U.S. Cl.**
USPC **D14/411**

(58) **Field of Classification Search**
USPC D14/372, 496, 432, 371, 125, 126, 129,
D14/299, 411; D16/300-342; 351/158,
351/153, 144; 345/7-9, 905; 455/344;
348/115, 53, 121, 739
CPC G02B 27/017; G06F 3/016; G06F 3/033;
G06F 3/0317; G06F 3/03545; G06F
3/041; G06K 9/222
See application file for complete search history.

(56) **References Cited**

U.S. PATENT DOCUMENTS

D908,703 S * 1/2021 Huang D14/411
D921,632 S * 6/2021 Huang D14/411

D936,652 S * 11/2021 Cen D14/411
D936,655 S * 11/2021 Wu D14/411
D937,265 S * 11/2021 Huang D14/411
D943,583 S * 2/2022 Mo D14/411
D944,799 S * 3/2022 Huang D14/411
D944,800 S * 3/2022 Huang D14/411
D956,050 S * 6/2022 Liu D14/411
D972,562 S * 12/2022 Wu D14/411
D972,563 S * 12/2022 Wu D14/411
D972,564 S * 12/2022 Wu D14/411

* cited by examiner

Primary Examiner — Austin Murphy

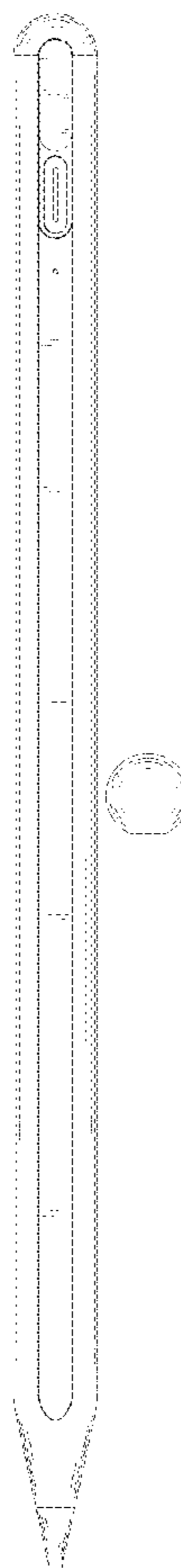
(57) **CLAIM**

The ornamental design for an active stylus, as shown and described.

DESCRIPTION

FIG. 1 is a front perspective view of an active stylus showing my new design;
FIG. 2 is a rear perspective view thereof;
FIG. 3 is a front elevation view thereof;
FIG. 4 is a rear elevation view thereof;
FIG. 5 is a left side elevation view thereof;
FIG. 6 is a right side elevation view thereof;
FIG. 7 is a top plan view thereof; and,
FIG. 8 is a bottom plan view thereof.

1 Claim, 8 Drawing Sheets






FIG:1




FIG:2

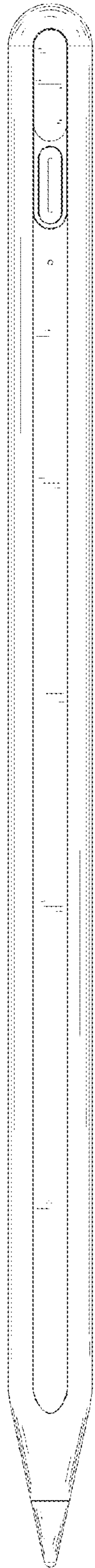


FIG:3




FIG:4




FIG:5




FIG:6

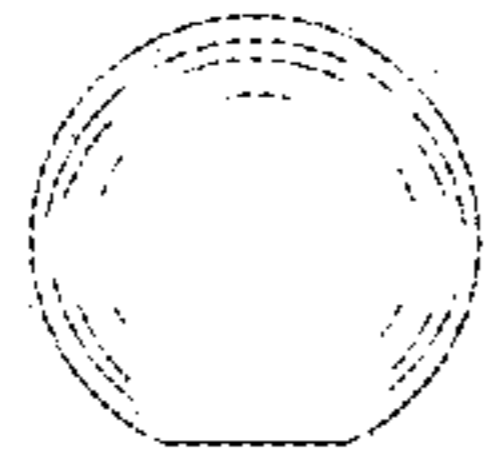


FIG:7

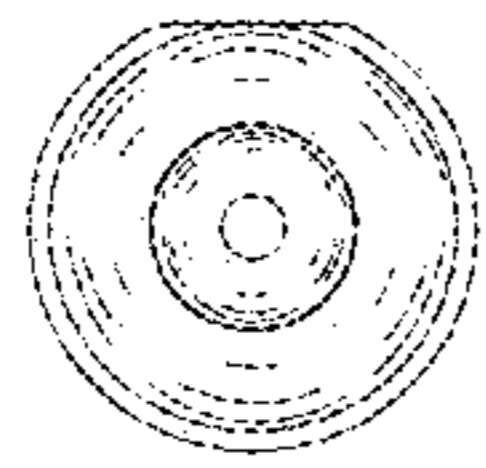


FIG:8