



US00D986226S

(12) **United States Design Patent** (10) **Patent No.:** **US D986,226 S**
Cai (45) **Date of Patent:** **** May 16, 2023**

(54) **USB MICROPHONE**
(71) Applicant: **SHENZHEN BASSWORLD TECHNOLOGY CO., LTD.**,
Guangdong (CN)
(72) Inventor: **Jinbiao Cai**, Guangdong (CN)
(73) Assignee: **SHENZHEN BASSWORLD TECHNOLOGY CO., LTD.**

(**) Term: **15 Years**
(21) Appl. No.: **29/801,993**

(22) Filed: **Aug. 2, 2021**
(51) **LOC (14) Cl.** **14-01**
(52) **U.S. Cl.**
USPC **D14/227**
(58) **Field of Classification Search**
USPC D14/227, 225–226, 228–229; D13/110;
D21/483; 381/355, 368, 363, 160, 352,
381/354, 534, 191; D16/130–131, 136;
181/290, 158, 284, 286
CPC H04R 25/00; H04R 11/04; H04R 1/08;
H04R 9/08; H04R 19/02; H04R 3/00;
H04R 1/02; H04R 7/12; H04R 1/028;
H04R 1/10; H04R 9/04; A47B 85/00;
E04B 1/82; F16M 11/14; F16B 47/00
See application file for complete search history.

(56) **References Cited**

U.S. PATENT DOCUMENTS

2,123,103 A * 7/1938 Fischel H01R 39/00
439/23
2,459,040 A * 1/1949 Miller F16M 11/2014
248/183.1
4,480,809 A * 11/1984 Healey F16M 11/10
248/185.1
4,872,630 A * 10/1989 Cooper B60R 11/00
248/278.1
D337,333 S * 7/1993 Turk D8/355

5,357,577 A * 10/1994 Waji H01J 7/24
381/115
D396,862 S * 8/1998 Morgan D14/225
D450,684 S * 11/2001 Morgan D14/217
D516,546 S * 3/2006 Sobol D14/228
D525,238 S * 7/2006 Hannapel D14/226
D540,786 S * 4/2007 Hensen D14/228
7,303,171 B1 * 12/2007 Chen B60R 11/02
396/419
D567,810 S * 4/2008 Yeh D14/253
D594,855 S * 6/2009 Metlen D14/225
D604,274 S * 11/2009 Durrett D14/228
8,076,889 B2 * 12/2011 Lai F16M 11/2021
700/250
D670,087 S * 11/2012 Walker D6/309
D739,847 S * 9/2015 Mun D14/217

(Continued)

FOREIGN PATENT DOCUMENTS

CN 306297404 * 1/2021
CN 306531467 * 5/2021

(Continued)

Primary Examiner — Paula Allen Greene

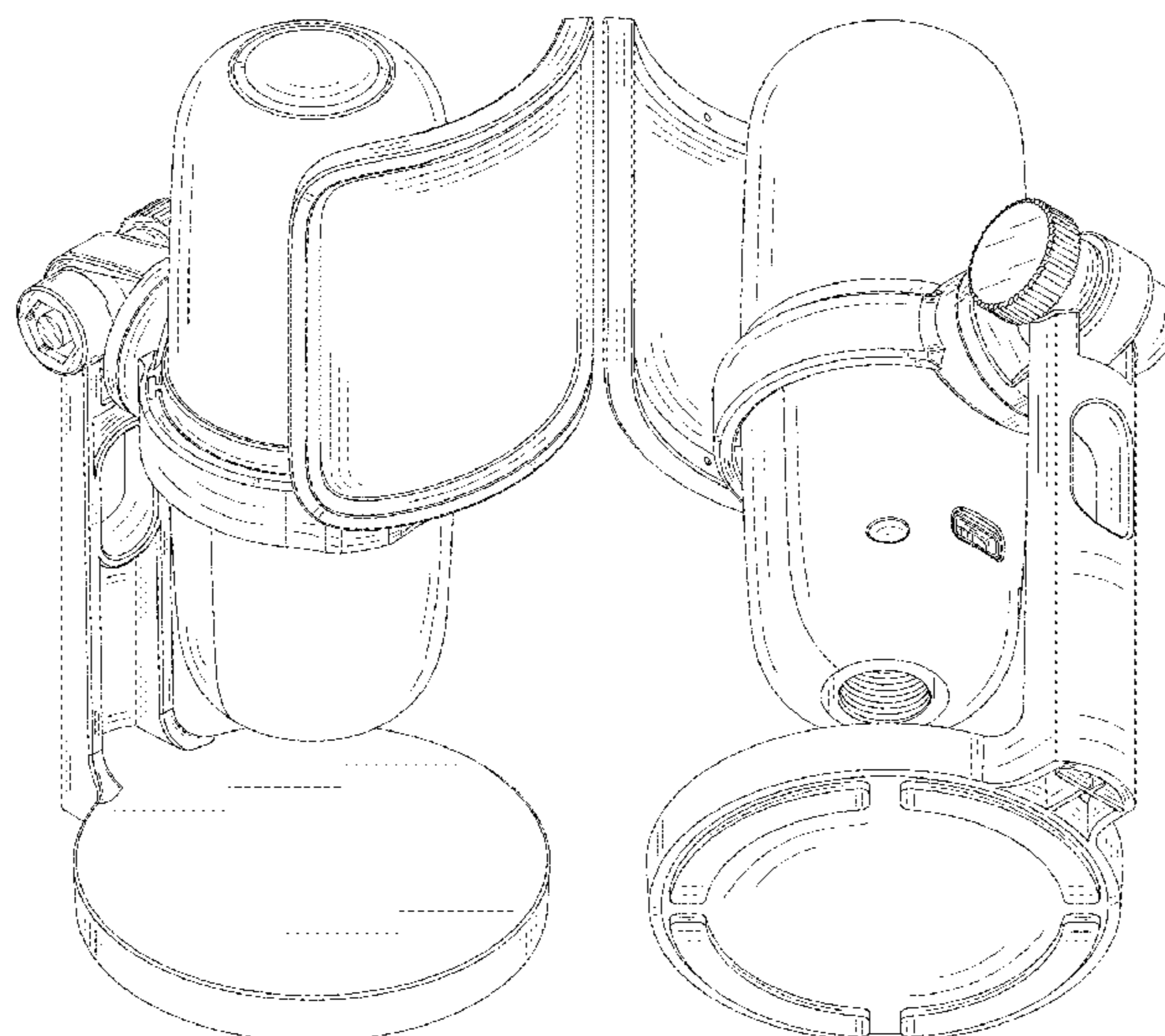
(57) **CLAIM**

The ornamental design for USB microphone, as shown and described.

DESCRIPTION

FIG. 1 is a front view of the USB microphone showing our new design;
FIG. 2 is a back view thereof;
FIG. 3 is a left side view thereof;
FIG. 4 is a right side view thereof;
FIG. 5 is a top view thereof;
FIG. 6 is a bottom view thereof;
FIG. 7 is a perspective view thereof; and,
FIG. 8 is another perspective view thereof.

1 Claim, 8 Drawing Sheets



(56)

References Cited

U.S. PATENT DOCUMENTS

D765,061 S * 8/2016 Heil D14/229
 D834,004 S * 11/2018 Chen D14/226
 D834,564 S * 11/2018 Chen D14/226
 D835,612 S * 12/2018 Tong D14/225
 D842,278 S * 3/2019 Tong D14/227
 D848,404 S * 5/2019 Chen D14/227
 D851,073 S * 6/2019 Tong D14/227
 D890,141 S * 7/2020 Chen D14/228
 D890,732 S * 7/2020 Chen D14/227
 D893,041 S * 8/2020 Qiu D24/215
 D899,407 S * 10/2020 Mai D14/227
 D905,023 S * 12/2020 Renwick D14/227
 D910,604 S * 2/2021 Zheng D14/225
 D917,429 S * 4/2021 Xiang D14/228
 D917,432 S * 4/2021 Mai D14/227
 D918,186 S * 5/2021 Mai D14/227
 D919,604 S * 5/2021 Mai D14/227
 D925,506 S * 7/2021 Wang D14/228
 D929,973 S * 9/2021 Mai D14/227
 D930,624 S * 9/2021 Renwick D14/227
 D933,640 S * 10/2021 Zhou D14/225
 D940,694 S * 1/2022 Wang D14/225
 D942,973 S * 2/2022 Lu D14/227
 D954,685 S * 6/2022 Mai D14/227

D954,687 S * 6/2022 Mai D14/229
 D958,119 S * 7/2022 Mai D14/229
 D960,876 S * 8/2022 Zhao D14/227
 D969,116 S * 11/2022 Mai D14/228
 D969,117 S * 11/2022 Li D14/229
 D970,481 S * 11/2022 Chen D14/227
 D973,641 S * 12/2022 Lai D14/227
 2007/0012825 A1 * 1/2007 Yeh F16M 11/105
 248/122.1
 2008/0061199 A1 * 3/2008 Chen F16M 11/2064
 248/205.8
 2010/0208929 A1 * 8/2010 Heil H04R 11/04
 381/355
 2012/0114146 A1 * 5/2012 Shimura H04R 19/016
 381/174
 2014/0071339 A1 * 3/2014 Baker F16M 11/046
 348/373
 2017/0171670 A1 * 6/2017 Akino H04R 1/04
 2021/0099809 A1 * 4/2021 Williamson H04R 5/027

FOREIGN PATENT DOCUMENTS

CN 306679533 * 7/2021
 CN 307010704 * 12/2021
 CN 307026878 * 12/2021
 CN 307180023 * 3/2022

* cited by examiner

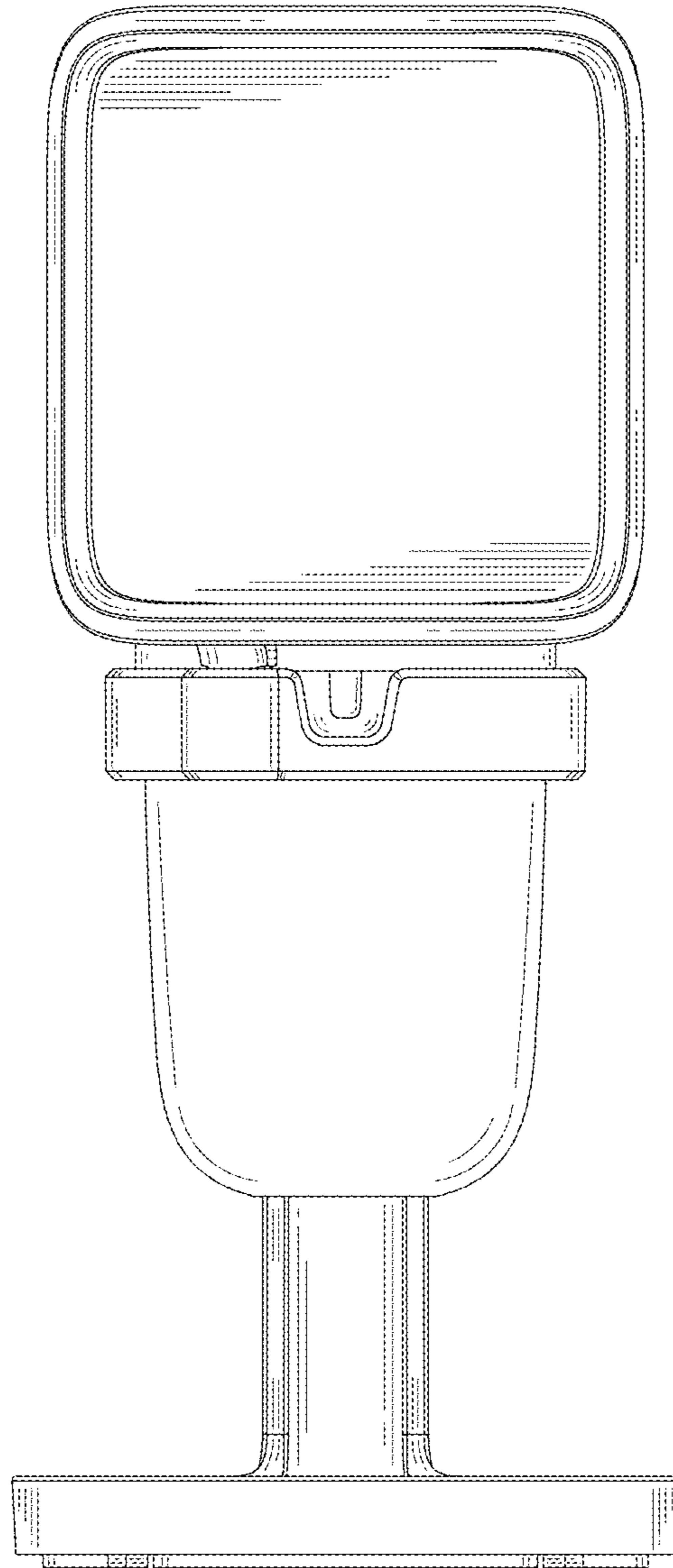


FIG. 1

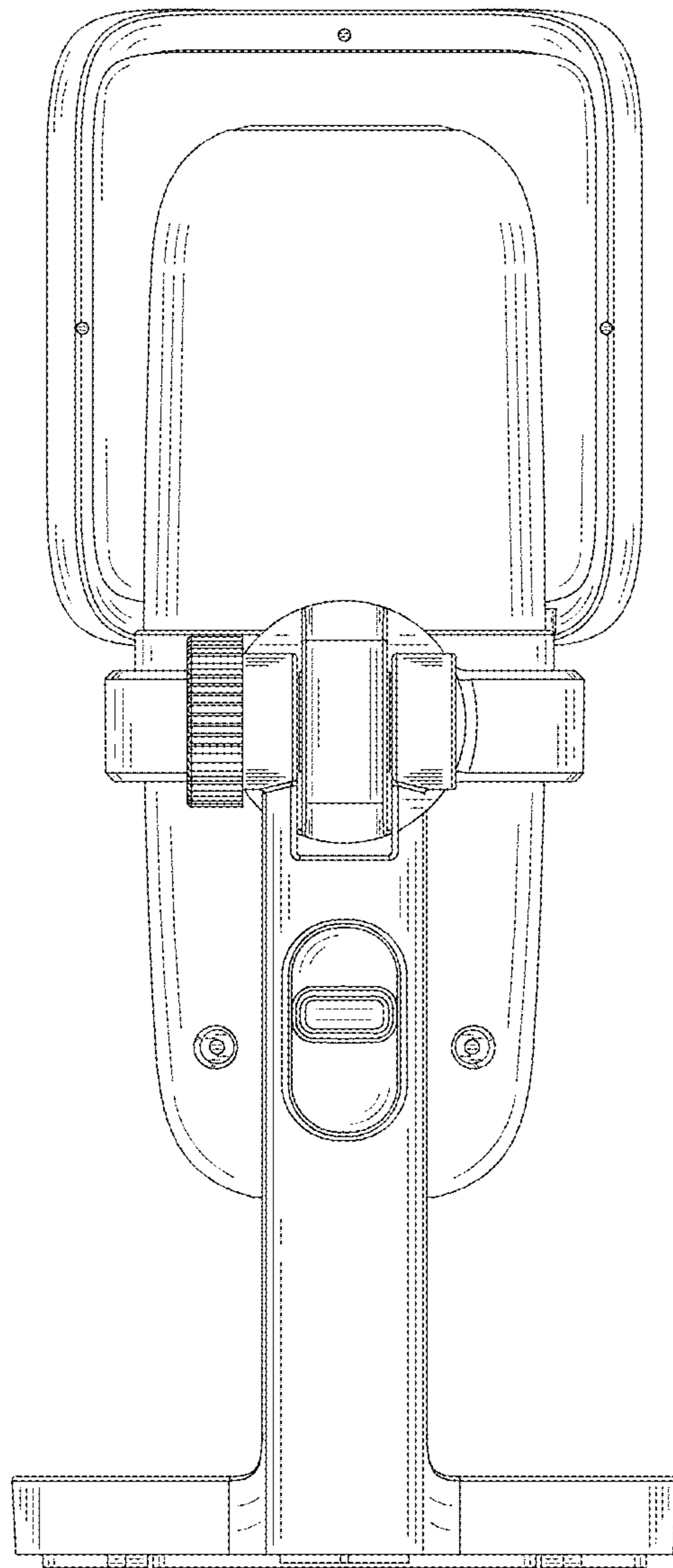


FIG. 2

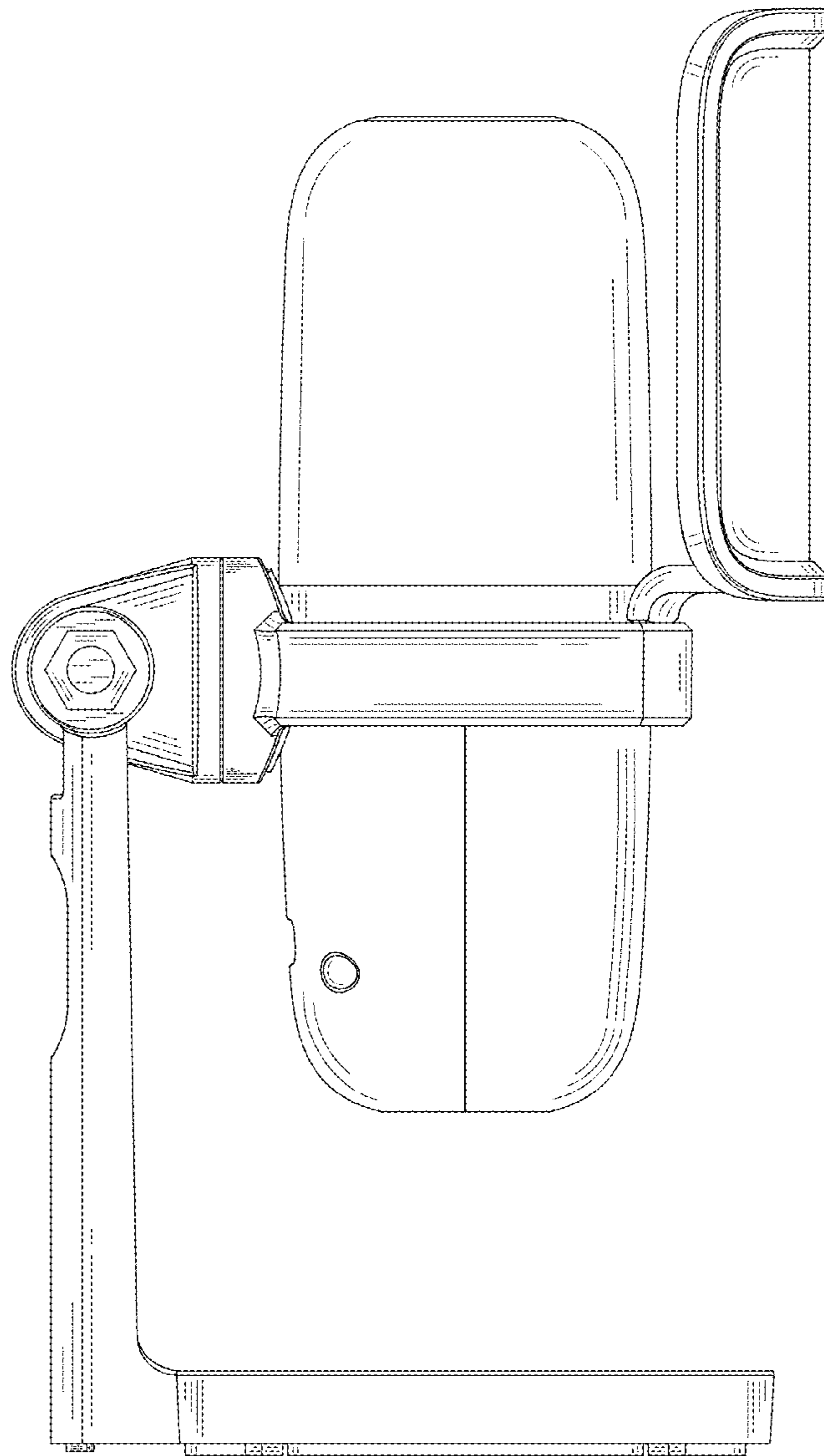


FIG. 3

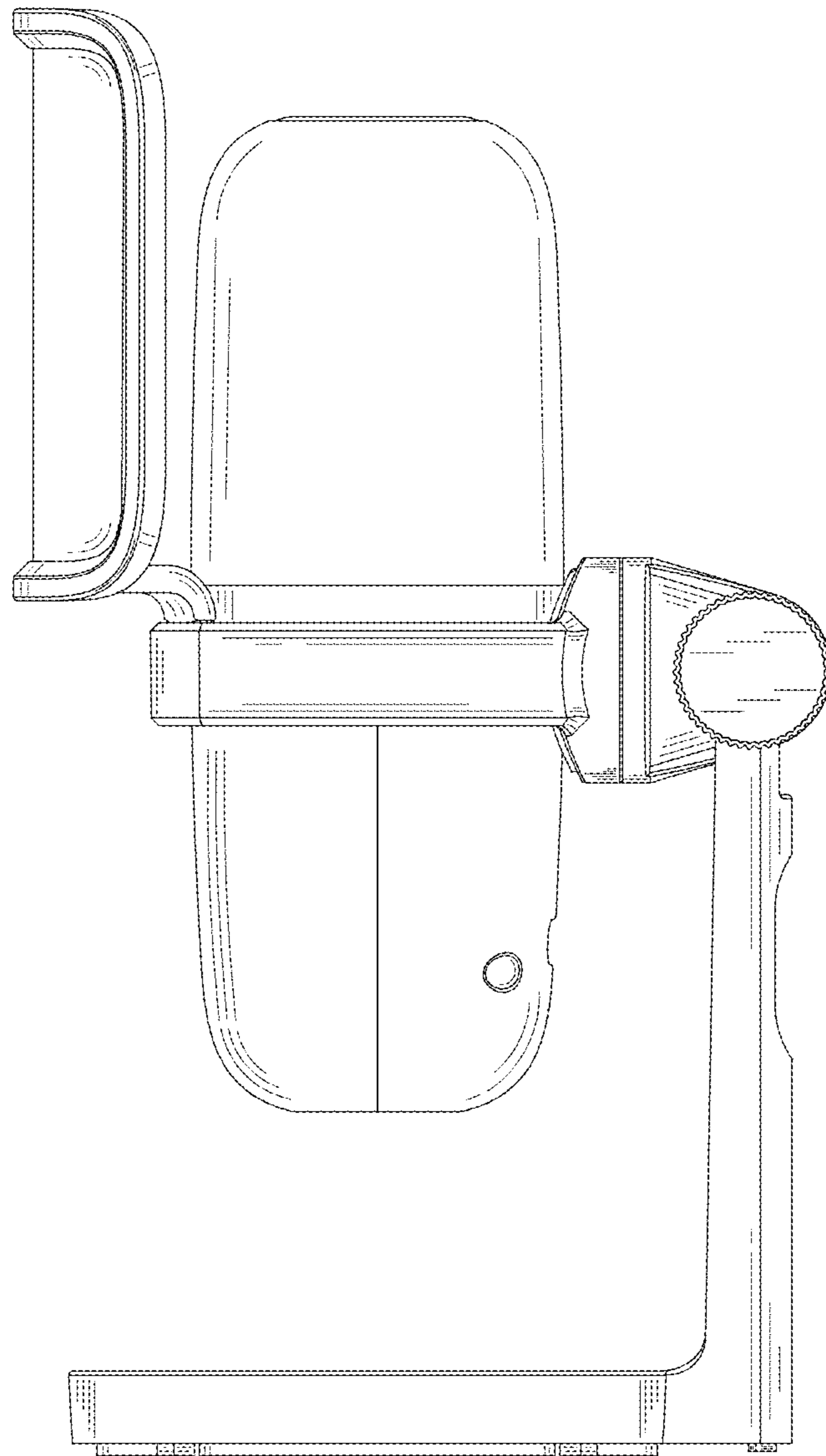


FIG. 4

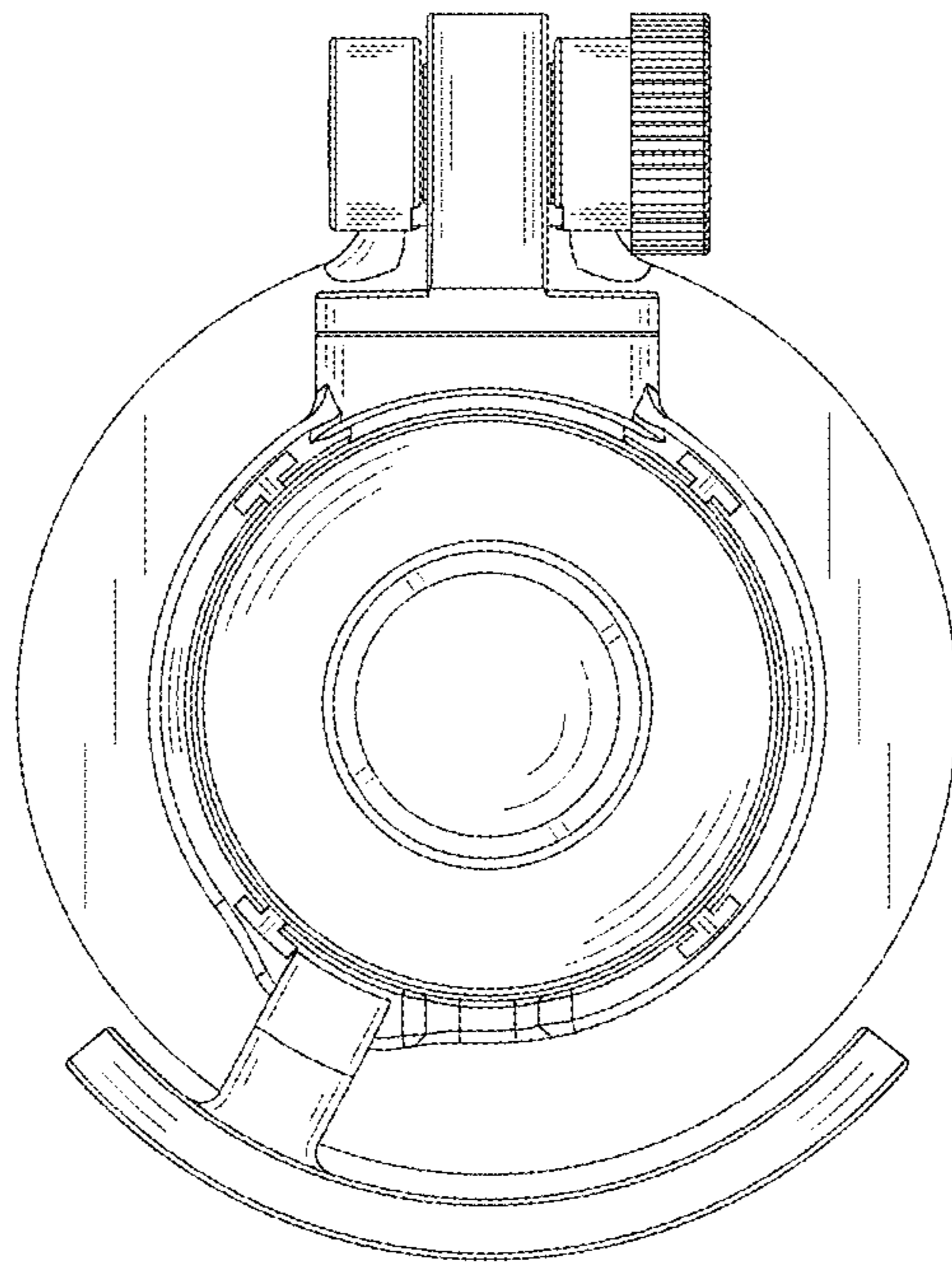


FIG. 5

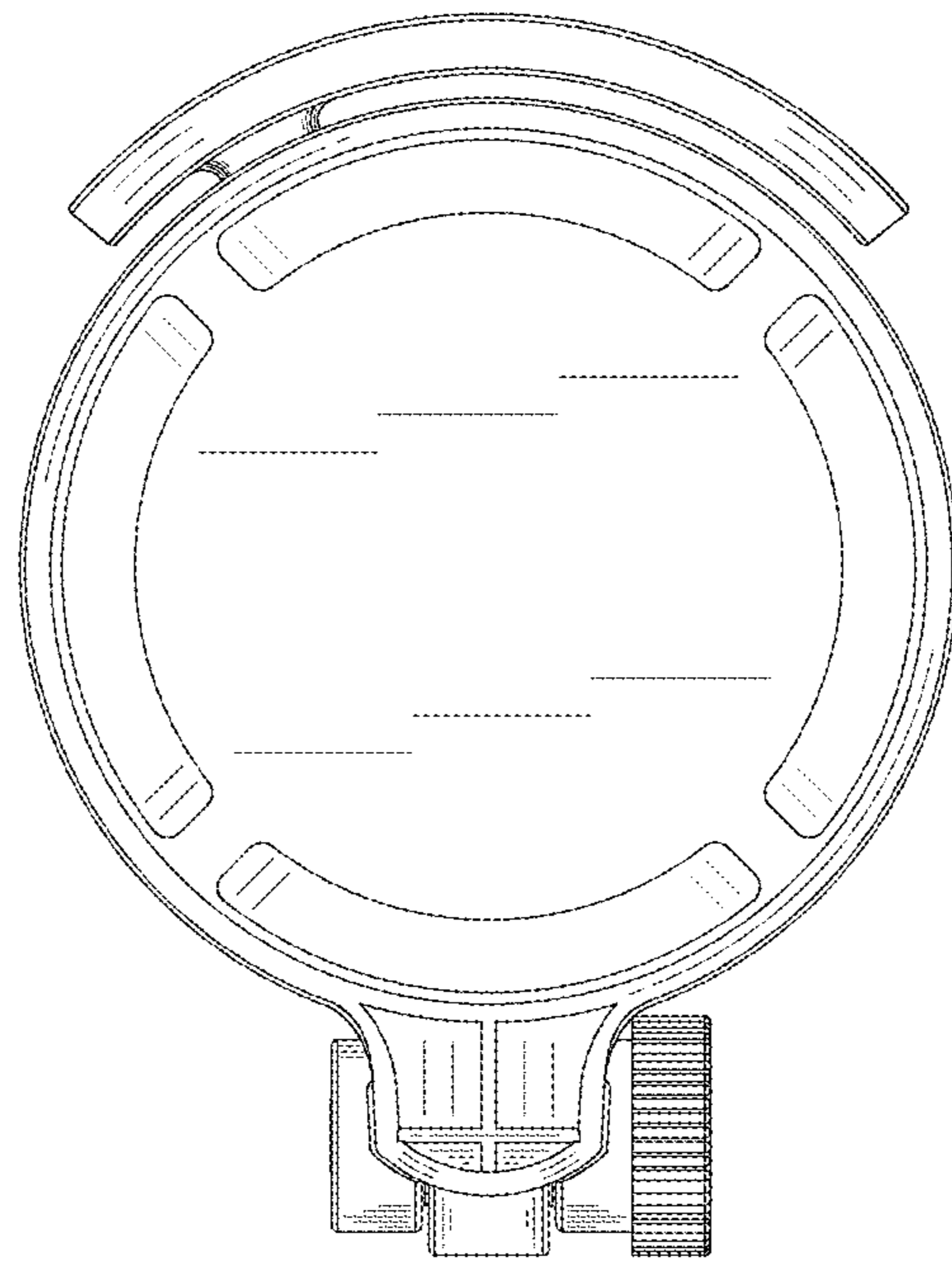


FIG. 6

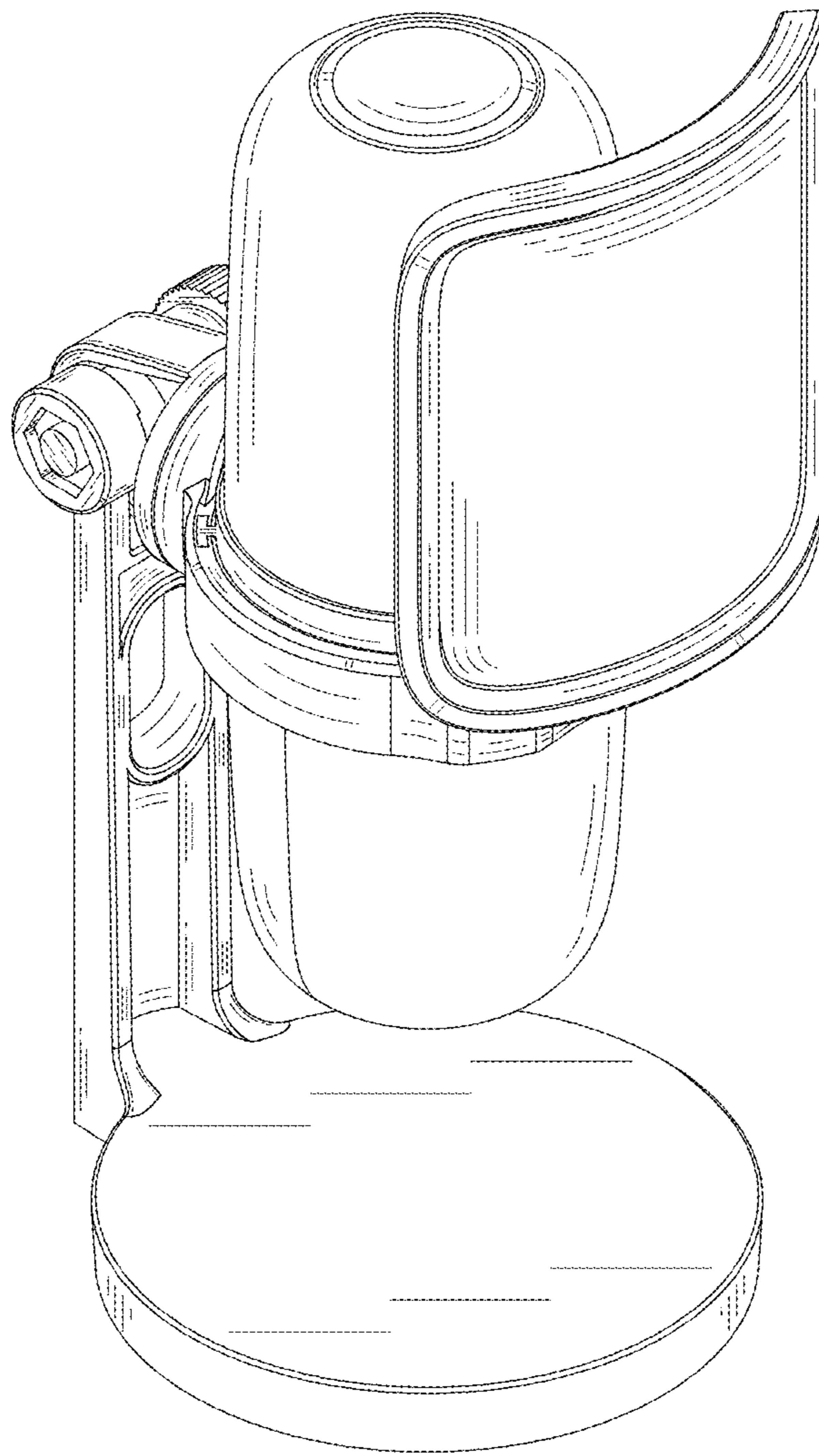


FIG. 7

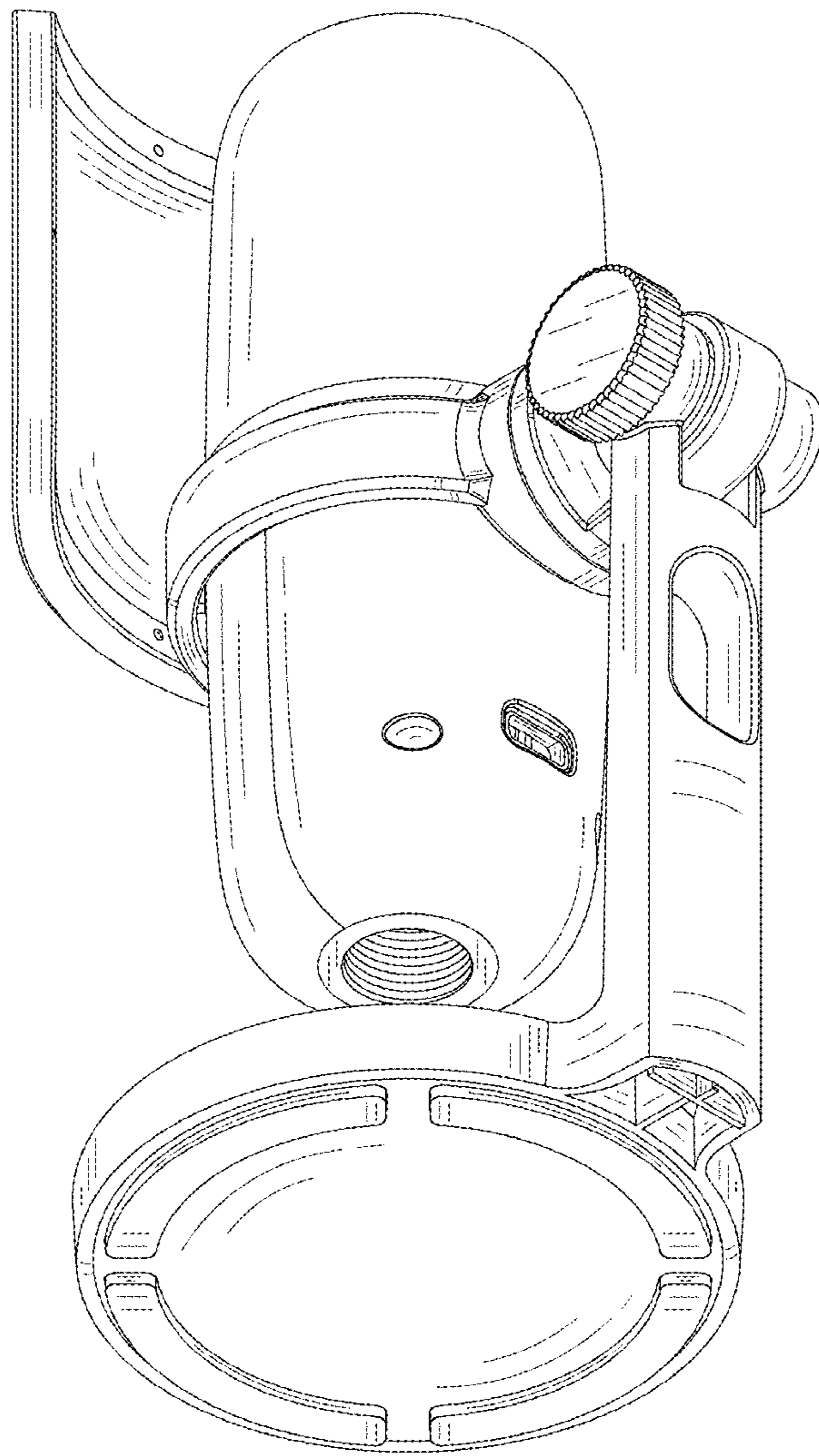


FIG. 8