



US00D986225S

(12) **United States Design Patent** (10) **Patent No.:** **US D986,225 S**
Solola (45) **Date of Patent:** **** May 16, 2023**

(54) **HEADPHONE STAND**
(71) Applicant: **HUMANCENTRIC VENTURES LLC, Skokie, IL (US)**
(72) Inventor: **Oluwadurotimi Solola, Chicago, IL (US)**
(**) Term: **15 Years**
(21) Appl. No.: **29/801,134**
(22) Filed: **Jul. 27, 2021**
(51) **LOC (14) Cl.** **14-01**
(52) **U.S. Cl.**
USPC **D14/224**
(58) **Field of Classification Search**
USPC D14/224, 224.1, 211, 253, 447;
D13/108; D7/601; D28/17, 61, 63.1, 38;
D9/434, 455; D6/682, 682.6, 327, 681,
D6/681.1, 677; D11/164; D3/202, 316;
D26/40, 41, 9, 22, 23, 37; 211/85.2, 33,
211/41.7, 205; 248/311.2, 158, 127, 62,
248/310, 317, 316.1; 206/428; 220/772;
361/161, 162; 362/253
CPC . H04R 1/10; H04R 25/00; H04R 1/02; H04R
9/06; H04R 1/1025; H05K 5/02; A47B
96/06; B60Q 7/00; H02J 7/0044; F21L
19/00; F21L 4/08; A47F 7/00; H04M
1/11
See application file for complete search history.

(56) **References Cited**
U.S. PATENT DOCUMENTS
1,627,652 A * 5/1927 Kornicker A47F 7/00
211/33
D152,688 S * 2/1949 Hammond D6/681.1
3,327,108 A * 6/1967 Press F21L 19/00
362/161
3,548,117 A * 12/1970 Blomberg H04M 1/11
248/240.1

3,693,923 A * 9/1972 Ayoub A47K 5/04
248/309.2
4,101,103 A * 7/1978 Mooney F16L 3/11
248/62
D260,747 S * 9/1981 Malina D11/131
D290,200 S * 6/1987 Tabach D7/601
D296,736 S * 7/1988 Cole D14/223
D300,485 S * 4/1989 Scholl D6/681.1
D340,583 S * 10/1993 Kahn D3/202
5,347,208 A * 9/1994 Iida H04B 1/3883
320/113
D355,913 S * 2/1995 Chong D14/155
D357,248 S * 4/1995 Cheng D14/137
D378,022 S * 2/1997 Chen D3/229
5,705,321 A * 1/1998 Brueck H01L 21/0274
430/394
5,715,321 A * 2/1998 Andrea H04M 1/19
379/430
6,098,944 A * 8/2000 Pangborn A47B 96/06
248/316.1

(Continued)

FOREIGN PATENT DOCUMENTS

CN 307195727 * 3/2022
EM 009067861-0001 * 6/2022

Primary Examiner — Paula Allen Greene

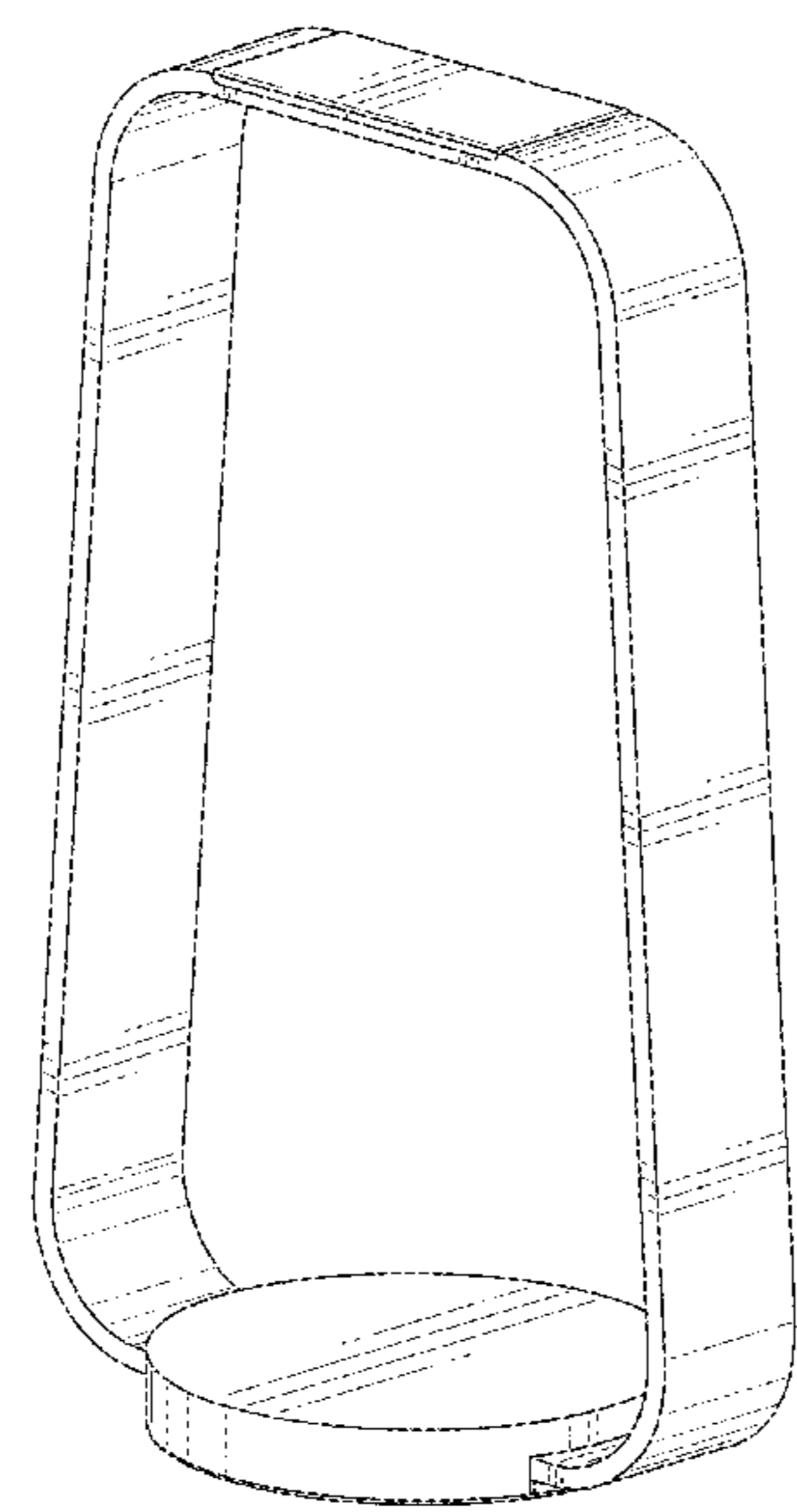
(57) **CLAIM**

The ornamental design for a headphone stand, as shown and described.

DESCRIPTION

FIG. 1 shows a front perspective view of a headphone stand showing my new design;
FIG. 2 is a top view thereof;
FIG. 3 is a bottom view thereof;
FIG. 4 is a right side view thereof;
FIG. 5 is an inverted left side view thereof;
FIG. 6 is a rear view thereof; and,
FIG. 7 is an inverted front view thereof.

1 Claim, 7 Drawing Sheets



(56)

References Cited

U.S. PATENT DOCUMENTS

D461,744 S * 8/2002 Jain D11/164
 D491,952 S * 6/2004 Oddsen D14/447
 D610,570 S * 2/2010 Upham D14/209.1
 8,828,029 B2 * 9/2014 White A61B 17/0401
 606/148
 D723,011 S * 2/2015 Symons D14/224
 D771,614 S * 11/2016 Chang D14/447
 D775,684 S * 1/2017 Jacob F16M 11/08
 D16/242
 D780,490 S * 3/2017 James D6/682
 D788,080 S * 5/2017 Turksu D14/224
 D813,850 S * 3/2018 Young, III D14/224
 9,973,844 B1 * 5/2018 Young F16M 11/041
 D856,044 S * 8/2019 Fischer D6/677
 10,425,715 B2 * 9/2019 Green H02J 7/00
 D862,543 S * 10/2019 Maeda D15/139
 D872,725 S * 1/2020 Lindof D14/224
 D879,075 S * 3/2020 Xu D14/224

D897,016 S * 9/2020 Browning D26/40
 D907,013 S * 1/2021 Lu D14/224
 10,952,340 B1 * 3/2021 Huang H05K 5/0234
 D919,155 S * 5/2021 Luo D26/85
 D923,837 S * 6/2021 Ye D26/40
 D947,160 S * 3/2022 Chong D14/224
 D951,920 S * 5/2022 Turksu D14/224
 D956,022 S * 6/2022 Turksu D14/224
 D965,519 S * 10/2022 Wang D14/224
 D967,075 S * 10/2022 Entelis D14/224
 D969,114 S * 11/2022 Zeng D14/224
 2005/0103957 A1 * 5/2005 Chang F16M 11/22
 248/311.2
 2013/0223640 A1 * 8/2013 Urano H04R 3/00
 381/74
 2017/0251293 A1 * 8/2017 Green H04R 1/1025
 2018/0035826 A1 * 2/2018 Fischer A47F 5/00
 2019/0203890 A1 * 7/2019 Moore F21V 23/003
 2019/0222916 A1 * 7/2019 Kim H04R 1/105
 2022/0386013 A1 * 12/2022 Kelley H02J 50/005

* cited by examiner




FIG. 1

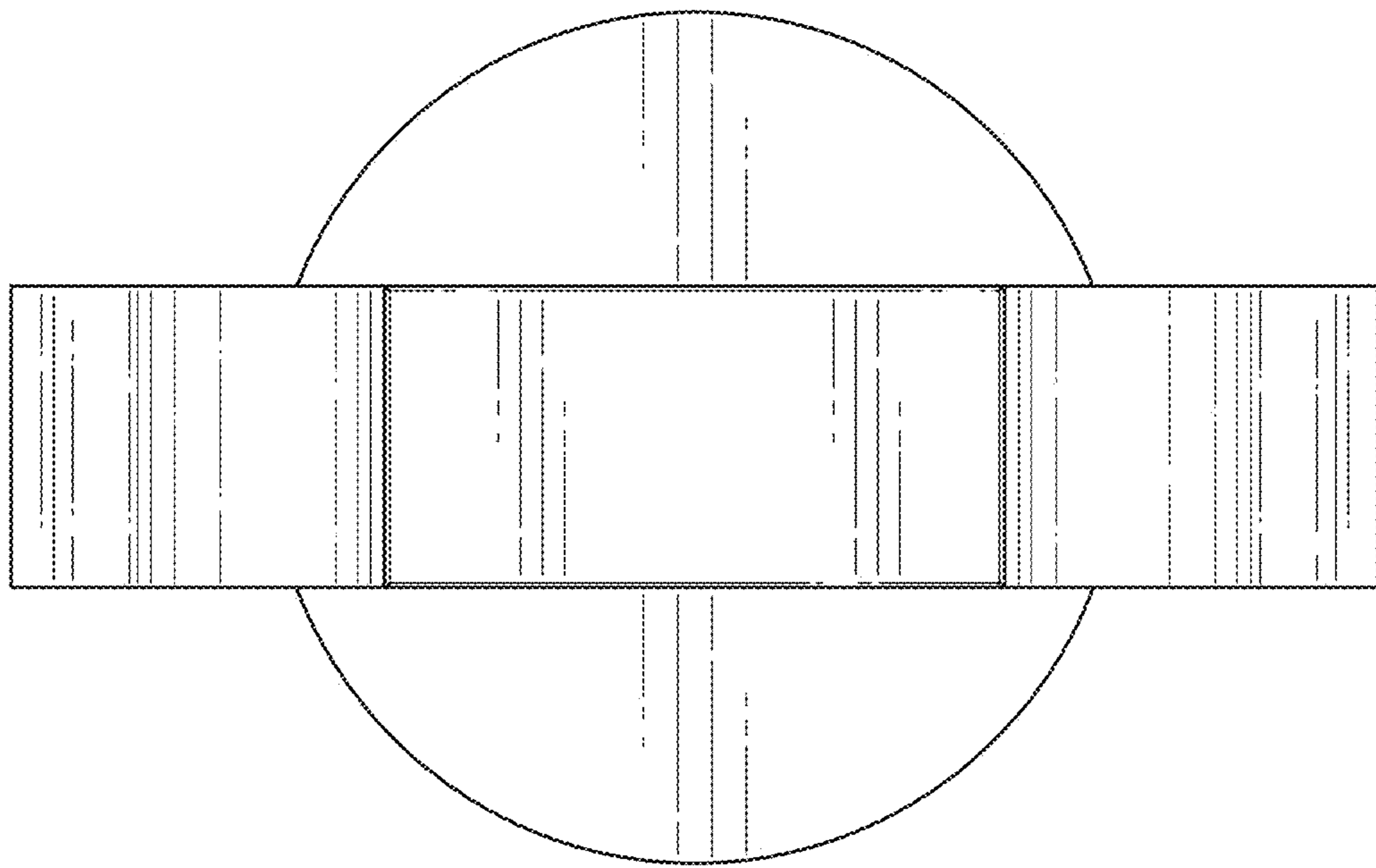


FIG. 2

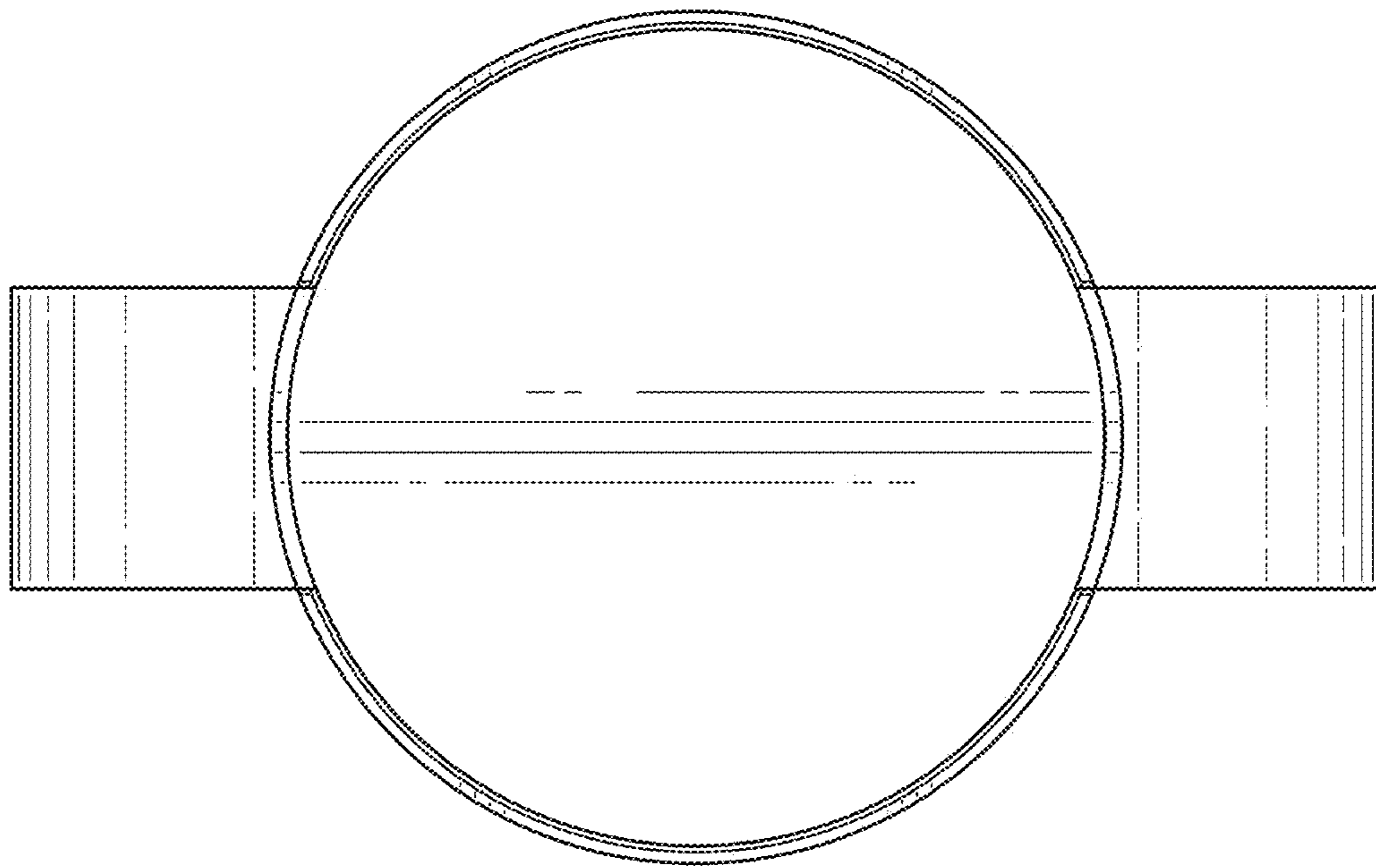


FIG. 3

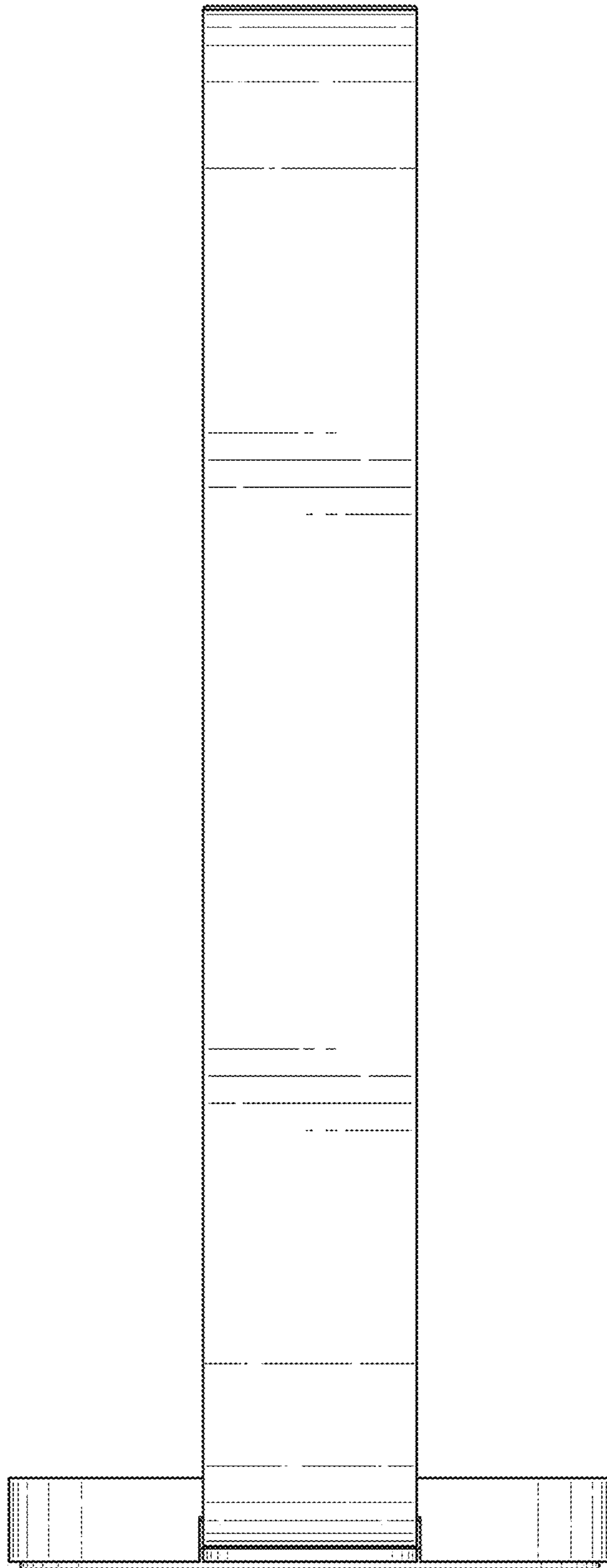


FIG. 4

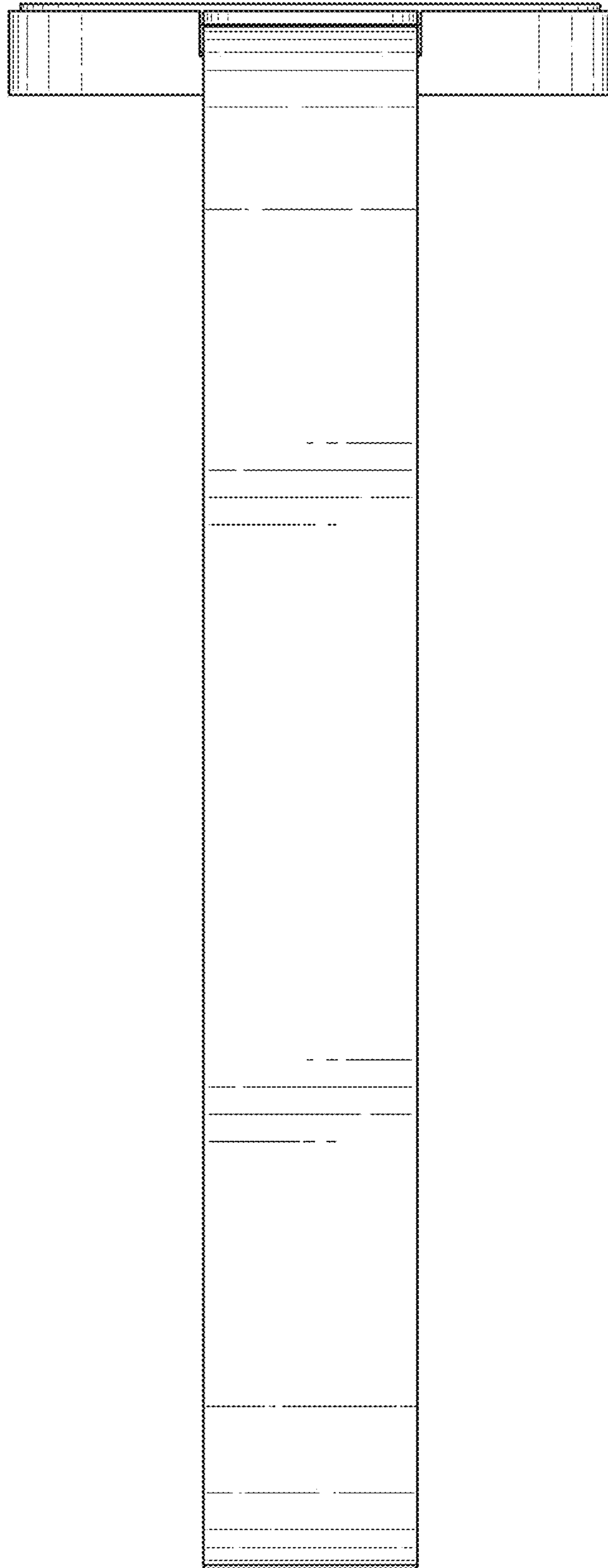


FIG. 5




FIG. 6




FIG. 7