



US00D986201S

(12) **United States Design Patent** (10) **Patent No.:** **US D986,201 S**  
**Al-Thani** (45) **Date of Patent:** **\*\* May 16, 2023**

(54) **COMBINATION BASE PHONE AND SMART PHONE**

(71) Applicant: **Abdulrahman Bin Ahmed Al-Thani**,  
Doha (QA)

(72) Inventor: **Abdulrahman Bin Ahmed Al-Thani**,  
Doha (QA)

(\*\*) Term: **15 Years**

(21) Appl. No.: **29/783,929**

(22) Filed: **May 17, 2021**

(51) **LOC (14) Cl.** ..... **14-03**

(52) **U.S. Cl.**  
USPC ..... **D14/138 R**

(58) **Field of Classification Search**  
USPC ..... D14/138 G, 138 AD, 138 AB, 248, 341,  
D14/345, 439, 432, 371, 374, 138 R,  
D14/138 AA, 138 AC, 138 C  
CPC ..... H04M 1/0202; H04M 1/0235; H04M  
1/0237; H04M 1/0239; H04M 1/0266;  
H04M 1/0268; H04M 1/027; H04M  
1/0295; H04M 1/02; H04M 1/0279;  
H04M 1/0283

See application file for complete search history.

(56) **References Cited**

**U.S. PATENT DOCUMENTS**

D534,516 S \* 1/2007 Lheem ..... D14/138 AD  
D589,021 S \* 3/2009 Millora ..... D14/138 AD

D597,517 S \* 8/2009 Kim ..... D14/138 AD  
D605,710 S \* 12/2009 Ben-Moshe ..... D14/138 AD  
D607,858 S \* 1/2010 Millora ..... D14/138 AD  
D624,042 S \* 9/2010 Lee ..... D14/138 AD  
D653,645 S \* 2/2012 Park ..... D14/138 G  
D657,328 S \* 4/2012 Son ..... D14/138 AD  
D660,276 S \* 5/2012 Kim ..... D14/138 AD  
D687,033 S \* 7/2013 Andre ..... D14/341  
D914,677 S \* 3/2021 Gerardi ..... D14/341  
D955,357 S \* 6/2022 Sun ..... D14/138 AD  
2022/0320737 A1\* 10/2022 Oh ..... H01Q 9/0421

\* cited by examiner

*Primary Examiner* — Bridget L Eland

(74) *Attorney, Agent, or Firm* — Sughure Mion, PLLC

(57) **CLAIM**

The ornamental design for a combination base phone and smart phone, as shown and described.

**DESCRIPTION**

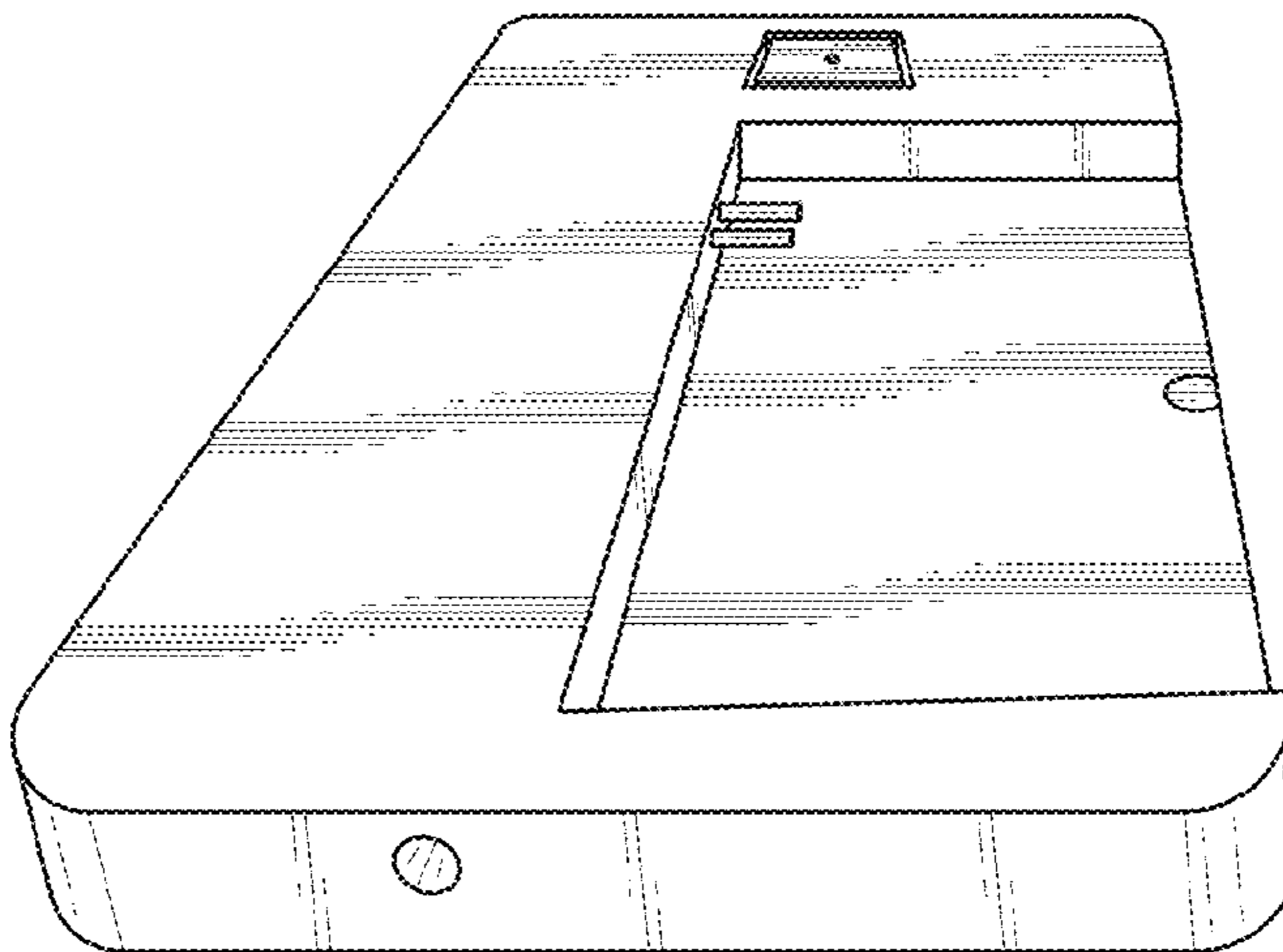
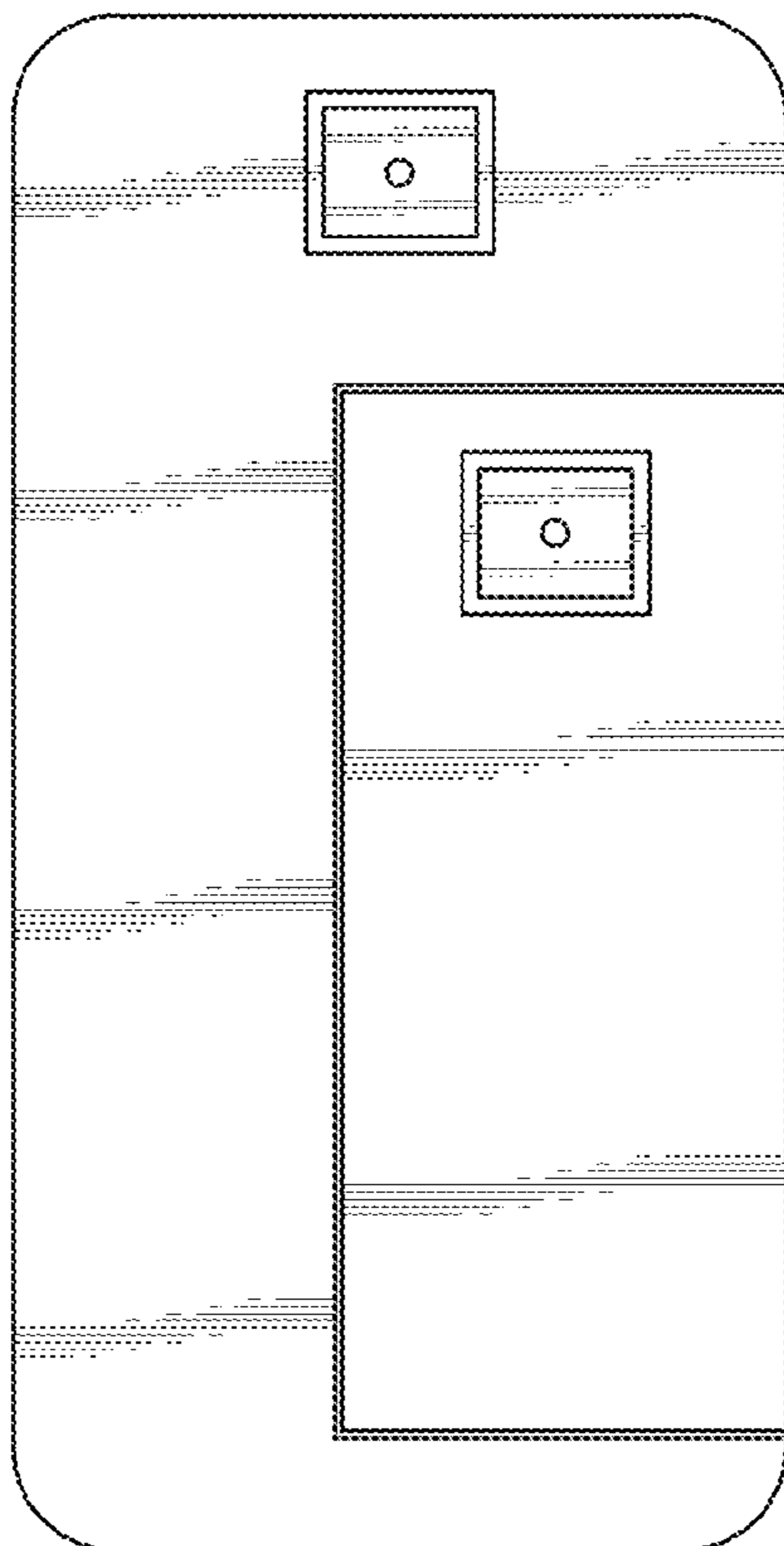
FIG. 1 is a front view of a combination base phone and smart phone showing my new design;

FIG. 2 is a front view of the combination base phone and smart phone of FIG. 1, showing the smartphone removed for clarity of disclosure;

FIG. 3 is a rear view of the combination base phone and smart phone of FIG. 1; and,

FIG. 4 is a perspective view of the combination base phone and smart phone of FIG. 1, showing the smartphone removed for clarity of disclosure.

**1 Claim, 4 Drawing Sheets**



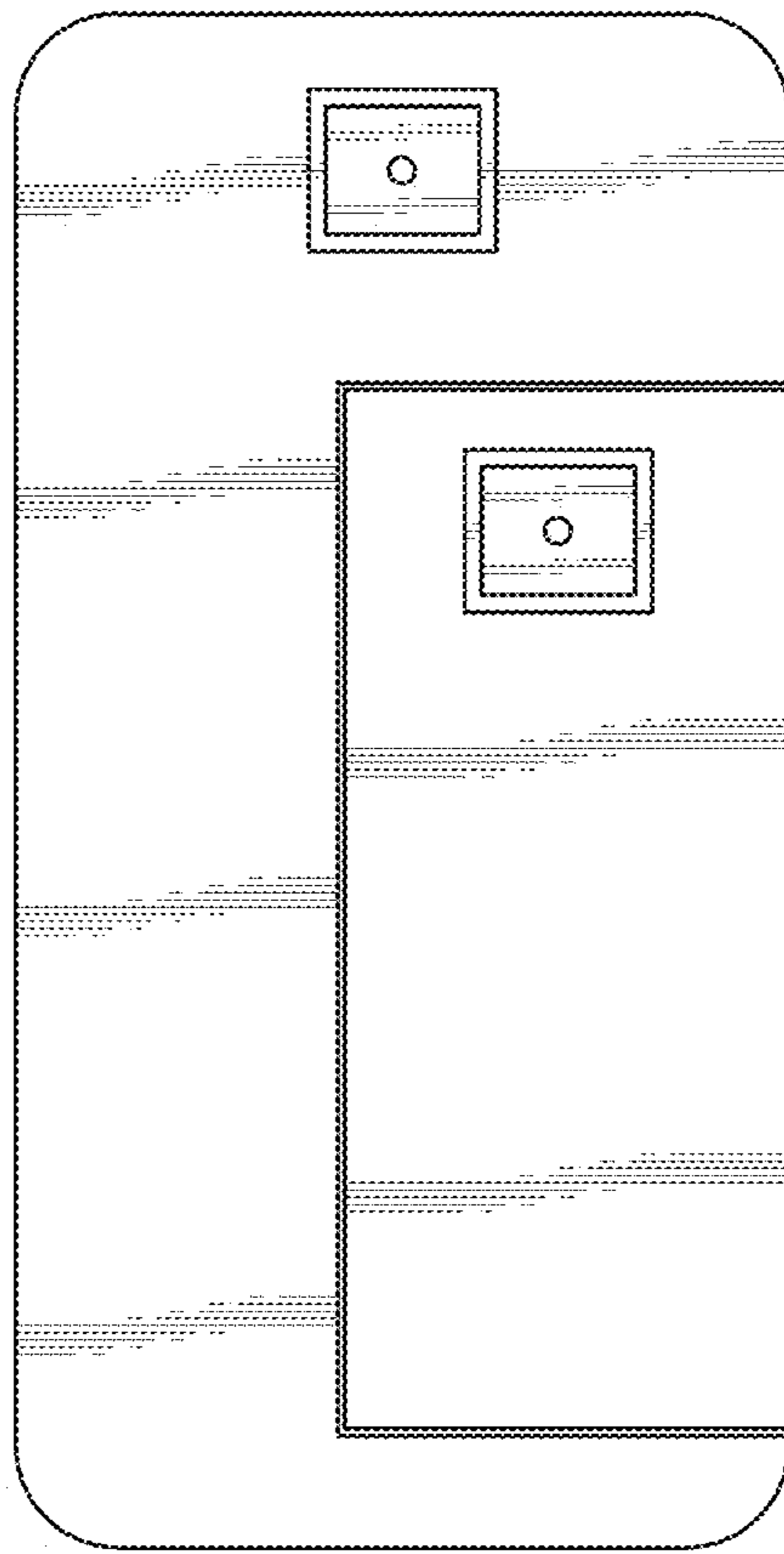


FIG. 1

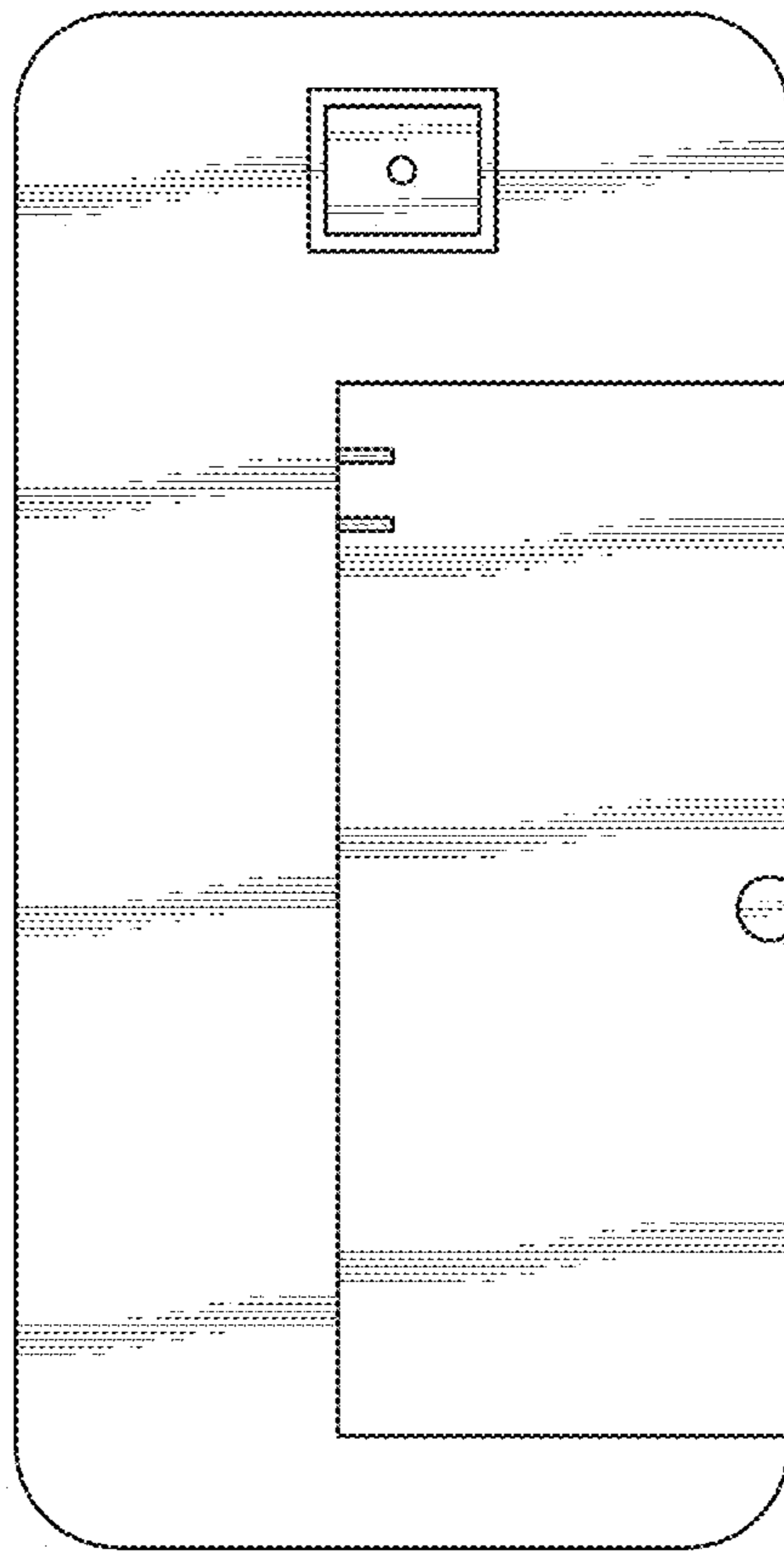


FIG. 2




FIG. 3

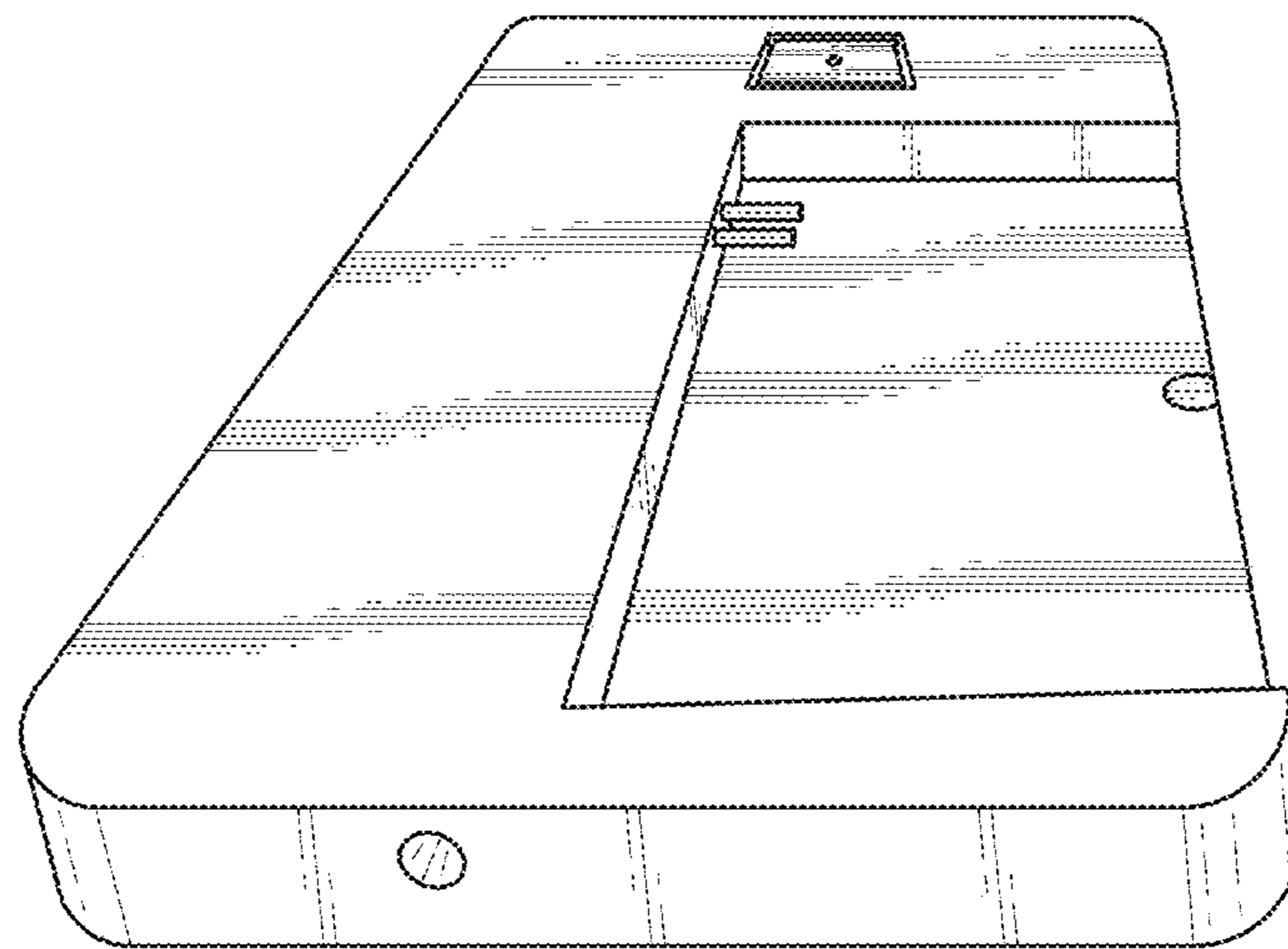


FIG. 4