



US00D986156S

(12) **United States Design Patent** (10) **Patent No.:** **US D986,156 S**  
**Meier et al.** (45) **Date of Patent:** **\*\* May 16, 2023**

(54) **VEHICLE TIRE**

(56) **References Cited**

(71) Applicant: **Continental Reifen Deutschland GmbH, Hannover (DE)**

U.S. PATENT DOCUMENTS

(72) Inventors: **Nico Meier, Hannover (DE); Michal Pikna, Púchov (SK)**

D387,708 S *	12/1997	Schad, Jr. ....	D12/594
D473,843 S *	4/2003	Le .....	D12/600
D528,500 S *	9/2006	Le .....	D12/600
D569,334 S *	5/2008	Maziarka .....	D12/580
D601,085 S *	9/2009	Janesh .....	D12/600
D738,815 S *	9/2015	Dixon .....	D12/594
D740,214 S *	10/2015	Le .....	D12/600
D781,225 S *	3/2017	Westaway .....	D12/594
D791,689 S *	7/2017	Schuessler .....	D12/594
D807,812 S *	1/2018	Sobolak .....	D12/579
D851,579 S *	6/2019	Hamanaka .....	D12/600
D870,029 S *	12/2019	Wang .....	D12/594

(73) Assignee: **Continental Reifen Deutschland GmbH, Hannover (DE)**

(\*\*) Term: **15 Years**

(21) Appl. No.: **35/513,335**

\* cited by examiner

(22) Filed: **Oct. 27, 2021**

*Primary Examiner* — John A Voytek

(80) **Hague Agreement Data**

(74) *Attorney, Agent, or Firm* — Laurence A. Greenberg; Werner H. Stemer; Ralph E. Locher

Int. Filing Date: **Oct. 27, 2021**

Int. Reg. No.: **DM/218061**

Int. Reg. Date: **Oct. 27, 2021**

Int. Reg. Pub. Date: **Jan. 7, 2022**

(57) **CLAIM**

The ornamental design for a vehicle tire, as shown and described.

(30) **Foreign Application Priority Data**

**DESCRIPTION**

Sep. 13, 2021 (EM) ..... 008683445-0001

(51) **LOC (14) Cl.** ..... **12-15**

(52) **U.S. Cl.**  
USPC ..... **D12/600**

(58) **Field of Classification Search**  
USPC ..... D12/568-604, 900  
CPC ..... Y10T 152/10027; B60C 1/0016; B60C 11/0306; B60C 11/0302; B60C 3/06; B60C 9/17

1. Vehicle tire

**1.1** is an enlarged partial front view of the vehicle tire showing my new design;

**1.2** is a front perspective view thereof;

**1.3** is a left side elevation view thereof;

**1.4** is a right side elevation view thereof;


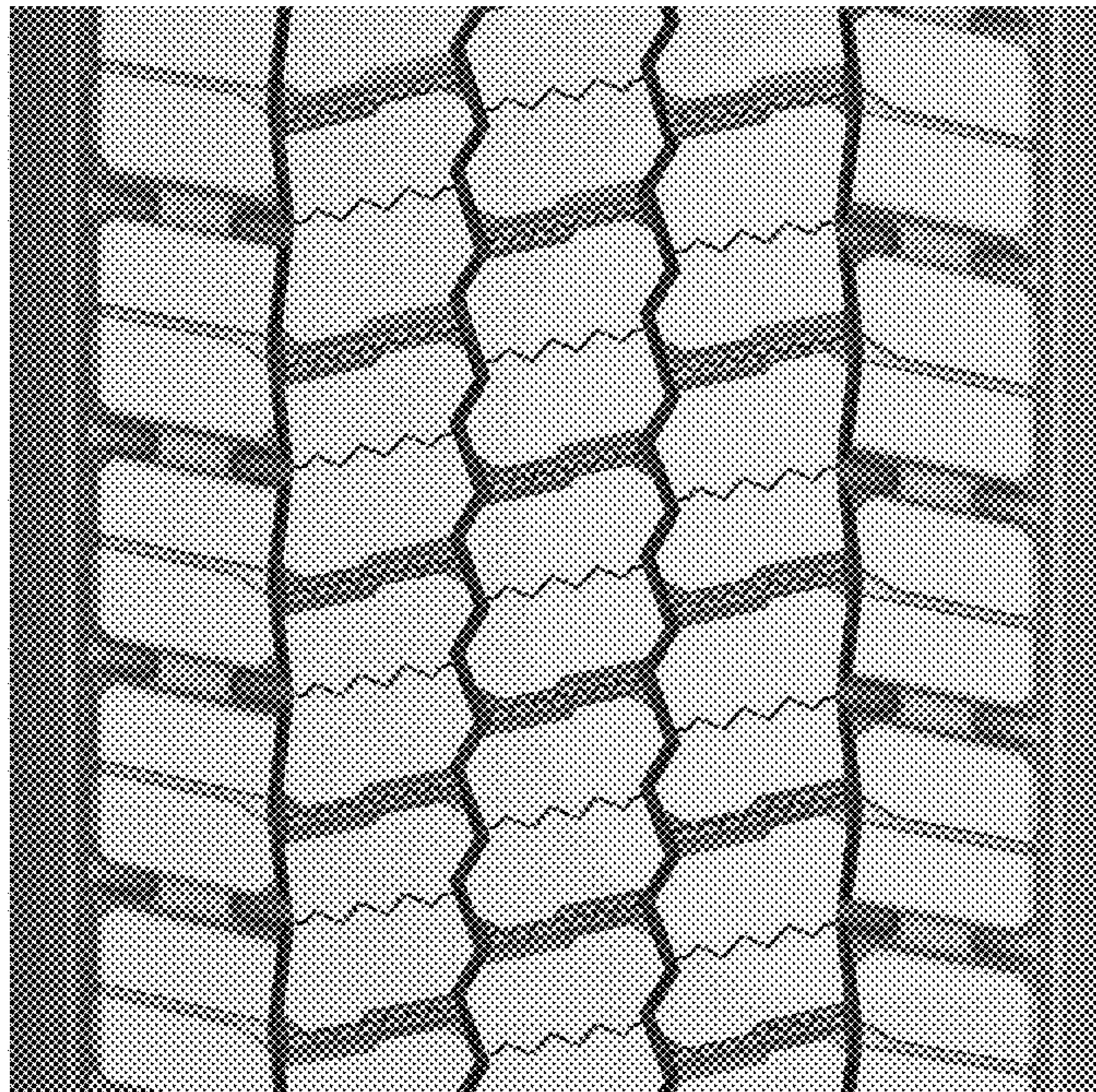
**1.5** is a front elevation view thereof; and

**1.6** is a top elevation view thereof.


The dashed-dot broken lines in figure **1.5** is a demarcation of the portion of the design visible in the enlarged partial front view of **1.1** and forms no part of the claimed design.

See application file for complete search history.

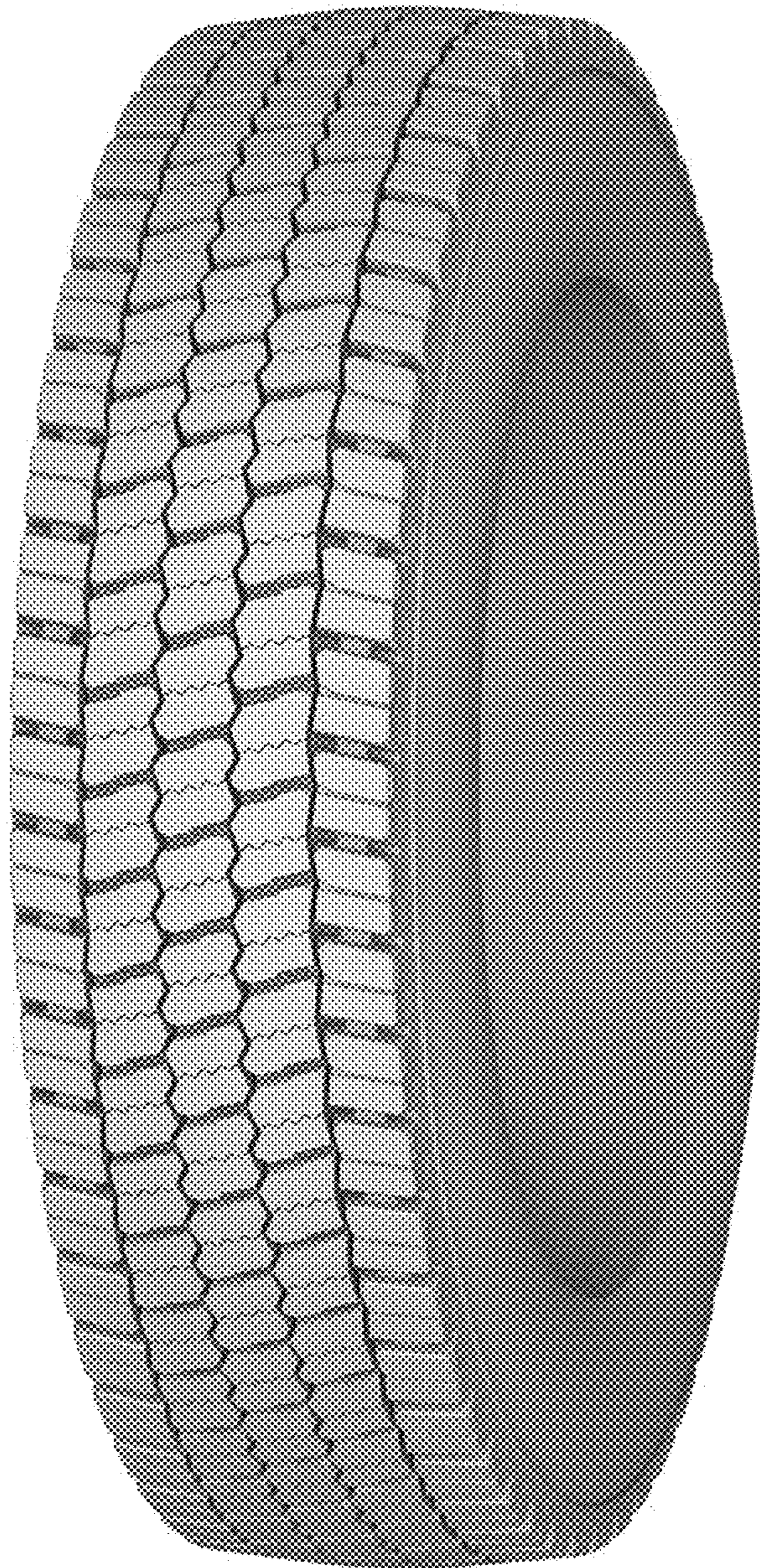
**1 Claim, 6 Drawing Sheets**




1.1




1.2



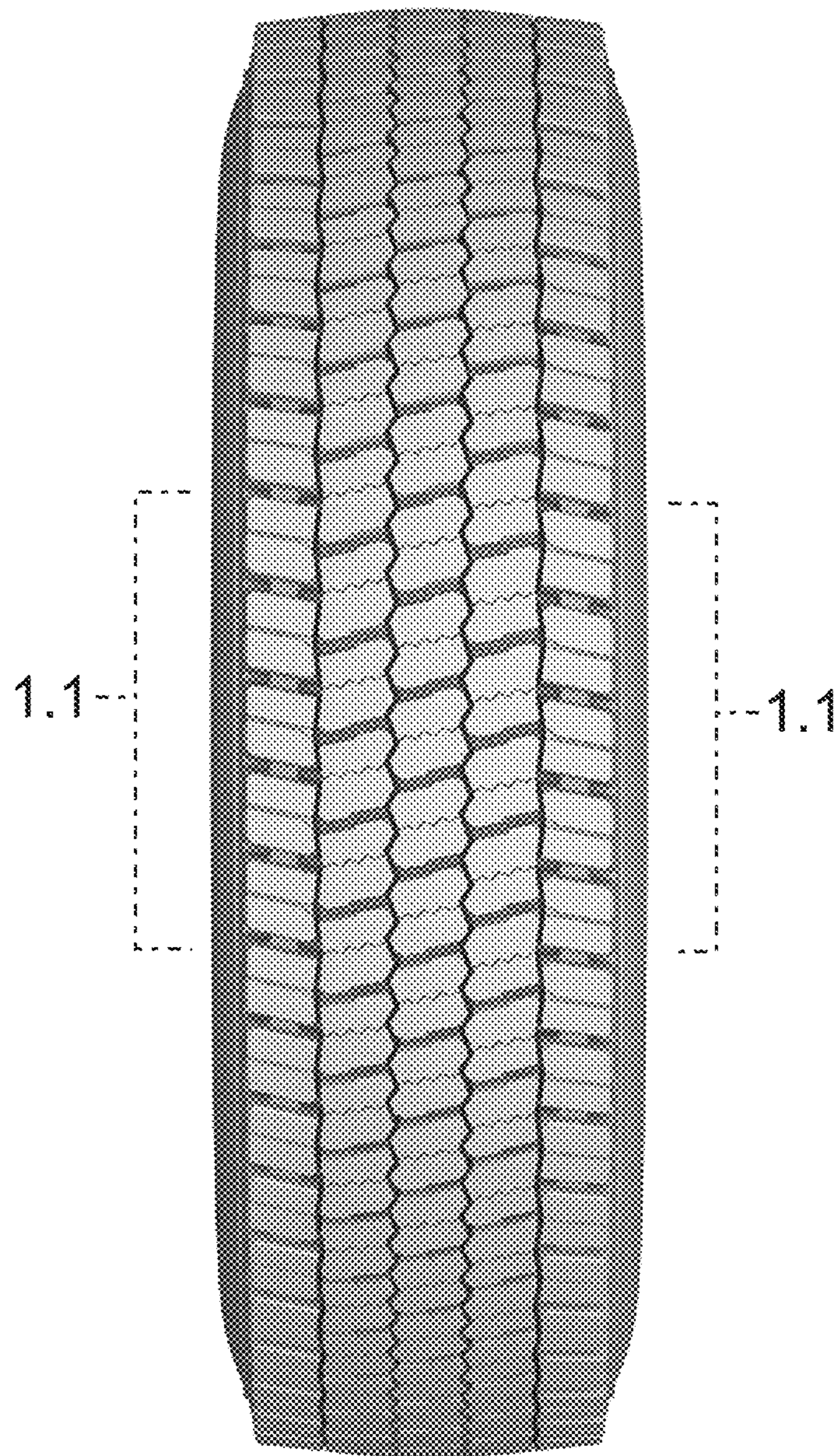
1.3



1.4



1.5



1.6

