



US00D986150S

(12) **United States Design Patent** (10) **Patent No.:** **US D986,150 S**
Kobayashi et al. (45) **Date of Patent:** **** May 16, 2023**

(54) **TIRE TREAD**
(71) Applicant: **BRIDGESTONE CORPORATION,**
Tokyo (JP)

JP 1321303 S 2/2008
JP 1346125 S 12/2008
JP 1360003 S 5/2009
JP 1360405 S 5/2009

(Continued)

(72) Inventors: **Fumitaka Kobayashi,** Tokyo (JP);
Yusuke Nakai, Tokyo (JP)

OTHER PUBLICATIONS

(73) Assignee: **BRIDGESTONE CORPORATION,**
Tokyo (JP)

HJ1600868100, Website URL: http://www.bridgestone.co.jp/news/c_050112.html, (Bridgestone Corporation), Feb. 4, 2005, [database online], [retrieved on Jan. 18, 2005], Retrieved from the Known Design Database of the Japan Patent Office using Internet, URL: <https://www.j-platpat.inpit.go.jp/d0200>.

(Continued)

(**) Term: **15 Years**

(21) Appl. No.: **29/736,114**

(22) Filed: **May 28, 2020**

Primary Examiner — George D. Kirschbaum

(74) *Attorney, Agent, or Firm* — Kenja IP Law PC

(30) **Foreign Application Priority Data**

Nov. 29, 2019 (JP) 2019-026630

(51) **LOC (14) Cl.** **12-15**

(52) **U.S. Cl.**
USPC **D12/564**

(58) **Field of Classification Search**
USPC D12/544, 564, 563, 553
See application file for complete search history.

(57) **CLAIM**

The ornamental design for a tire tread, as shown and described.

DESCRIPTION

FIG. 1 is a perspective view of a tire tread showing our new design;
FIG. 2 is a front view thereof;
FIG. 3 is a top view thereof;
FIG. 4 is a right side view thereof;
FIG. 5 is a left side view thereof;
FIG. 6 is a fragmentary enlarged front view thereof; and,
FIG. 7 is a cross-section view taken along line 7-7 in FIG. 6.

Broken lines show environmental portions of a tire that are not being claimed, and form no part of the claimed design. The light stippled surface shading represents the surface of the tire tread, and the dark stippled surface shading represents the recessed portion of the tread grooves, having the depth as shown in FIG. 7.

(56) **References Cited**


U.S. PATENT DOCUMENTS

D309,442 S * 7/1990 Okada D12/544
D532,362 S * 11/2006 Noguchi D12/544
D569,788 S 5/2008 Otsuji
D574,317 S 8/2008 Otsuji
D639,724 S 6/2011 Otsuji
D843,925 S * 3/2019 Delu D12/553

FOREIGN PATENT DOCUMENTS

JP 692032 S 11/1986
JP 882962 S 11/1993

1 Claim, 7 Drawing Sheets



(56)

References Cited

FOREIGN PATENT DOCUMENTS

| | | |
|----|-----------|--------|
| JP | 1495562 S | 4/2014 |
| JP | 1495563 S | 4/2014 |

OTHER PUBLICATIONS

HJ1600868200, Website URL: http://www.bridgestone.co.jp/news/c_050112.html, (Bridgestone Corporation), Feb. 4, 2005, [database online], [retrieved on Jan. 18, 2005], Retrieved from the Known Design Database of the Japan Patent Office using Internet, URL: <https://www.j-platpat.inpit.go.jp/d0200>.

HJ2505926100, Website URL: http://www.srigroup.co.jp/newsrelease/2014/sri/2014_007.html, (Sumitomo Rubber Industries, Ltd.), Feb. 14, 2014, [database online], [retrieved on Jan. 28, 2014], Retrieved from the Known Design Database of the Japan Patent Office using Internet, URL: <https://www.j-platpat.inpit.go.jp/d0200>.

HJ2000019400, Website URL: <http://www.yrc-pressroom.jp/html/20083617tr001.html>, (The Yokohama Rubber Co.,Ltd.), Apr. 19, 2010, [database online], [retrieved on Apr. 22, 2008], Retrieved from the Known Design Database of the Japan Patent Office using Internet, URL: <https://www.j-platpat.inpit.go.jp/d0200>.

* cited by examiner

FIG. 1

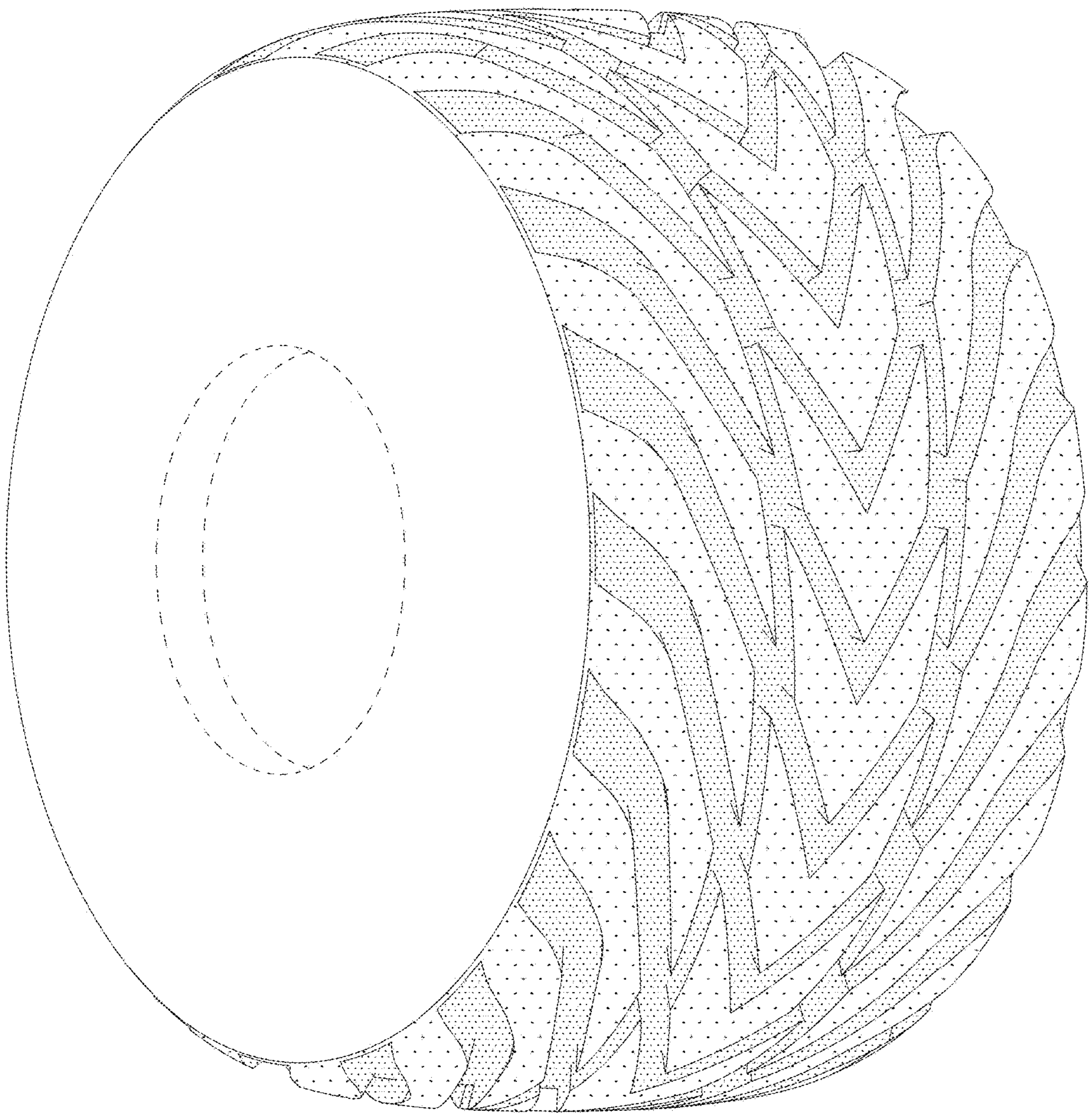


FIG. 2




FIG. 3




FIG. 4

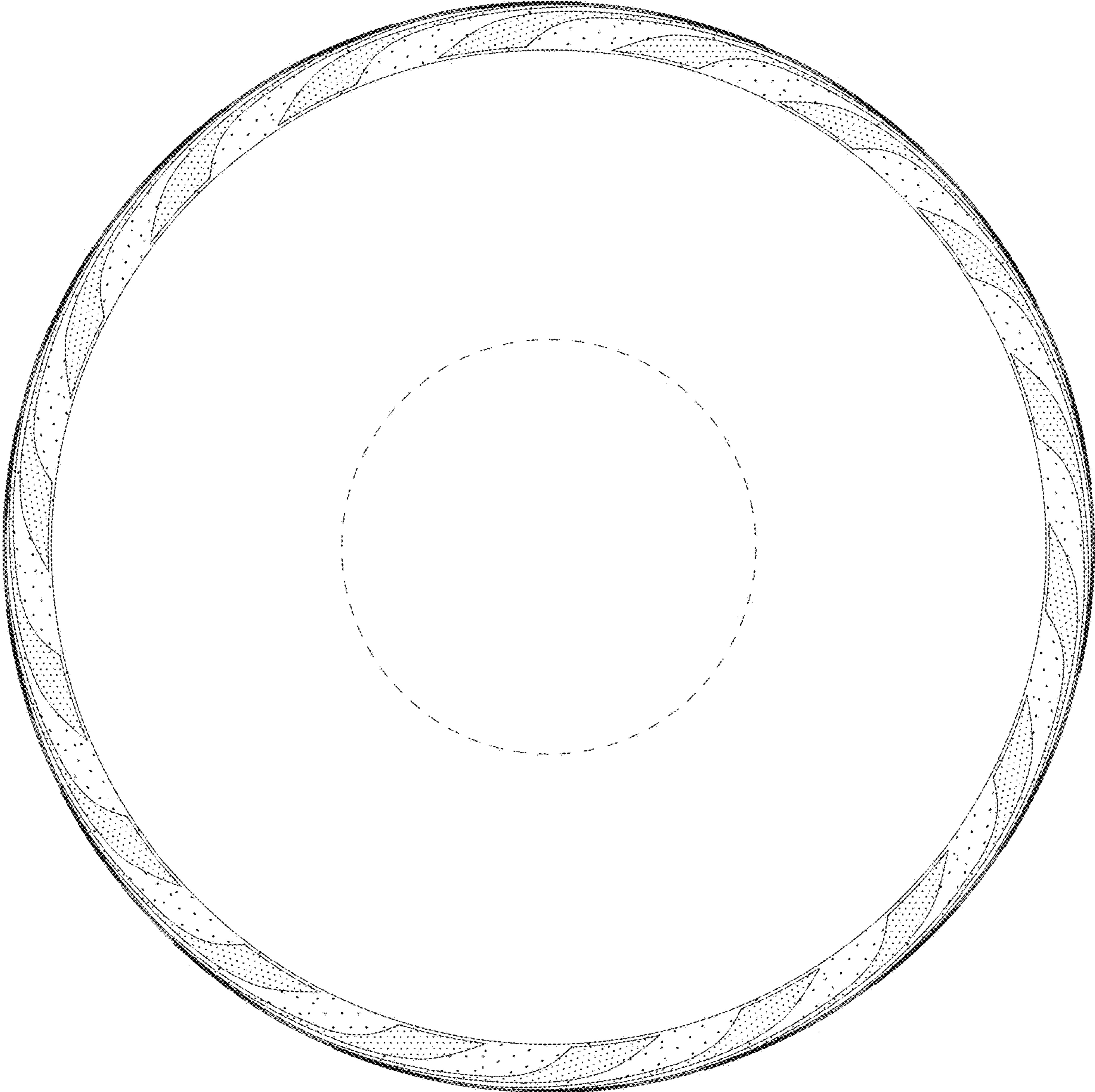


FIG. 5

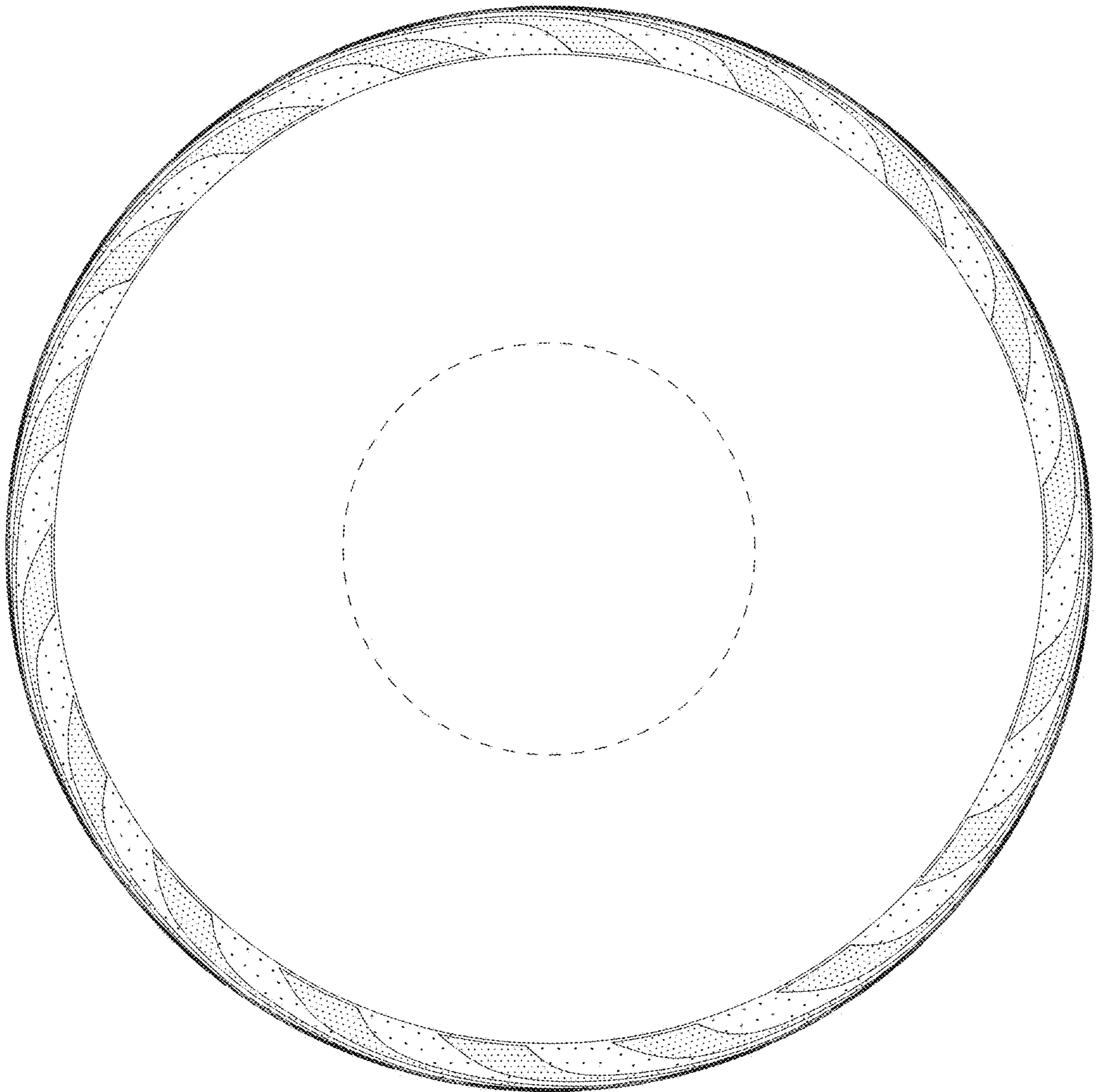


FIG. 6




FIG. 7

