



US00D986146S

(12) **United States Design Patent**  
**Geng et al.**

(10) **Patent No.:** **US D986,146 S**  
(45) **Date of Patent:** **\*\* May 16, 2023**

(54) **TIRE**  
(71) Applicant: **TIANJIN WANDA TYRE CO., LTD.**,  
Tianjin (CN)  
(72) Inventors: **Peng Geng**, Tianjin (CN); **Zhili Lai**,  
Tianjin (CN)  
(73) Assignee: **TIANJIN WANDA TYRE CO., LTD.**,  
Tianjin (CN)

(\*\*) Term: **15 Years**

(21) Appl. No.: **29/768,322**

(22) Filed: **Jan. 28, 2021**

(30) **Foreign Application Priority Data**

Dec. 26, 2020 (CN) ..... 202030806579.7

(51) **LOC (14) Cl.** ..... **12-15**

(52) **U.S. Cl.**  
USPC ..... **D12/500; D12/605**

(58) **Field of Classification Search**  
USPC ..... D12/568-605, 900, 901  
CPC ..... Y10T 152/10027; B60C 1/0016; B60C  
11/0306; B60C 11/0302; B60C 3/06;  
B60C 9/17

See application file for complete search history.

(56) **References Cited**

**U.S. PATENT DOCUMENTS**

D475,345 S \* 6/2003 Endo ..... D12/605  
D481,988 S \* 11/2003 Wachendorf ..... D12/500

6,983,781 B2 \* 1/2006 Ebiko ..... B60C 13/001  
D12/500  
D540,739 S \* 4/2007 Maxwell ..... D12/605  
D565,504 S \* 4/2008 Tanaka ..... D12/605  
D647,046 S \* 10/2011 Lo ..... D12/605  
D674,745 S \* 1/2013 Miyazaki ..... D12/605  
D718,501 S \* 11/2014 Byrne ..... D30/160  
D745,916 S \* 12/2015 Oh ..... D16/134  
D863,207 S \* 10/2019 Francois ..... D12/500  
D883,913 S \* 5/2020 Sigler ..... D12/605  
D900,725 S \* 11/2020 Sullivan ..... D12/593

\* cited by examiner

*Primary Examiner* — John A Voytek

(57) **CLAIM**

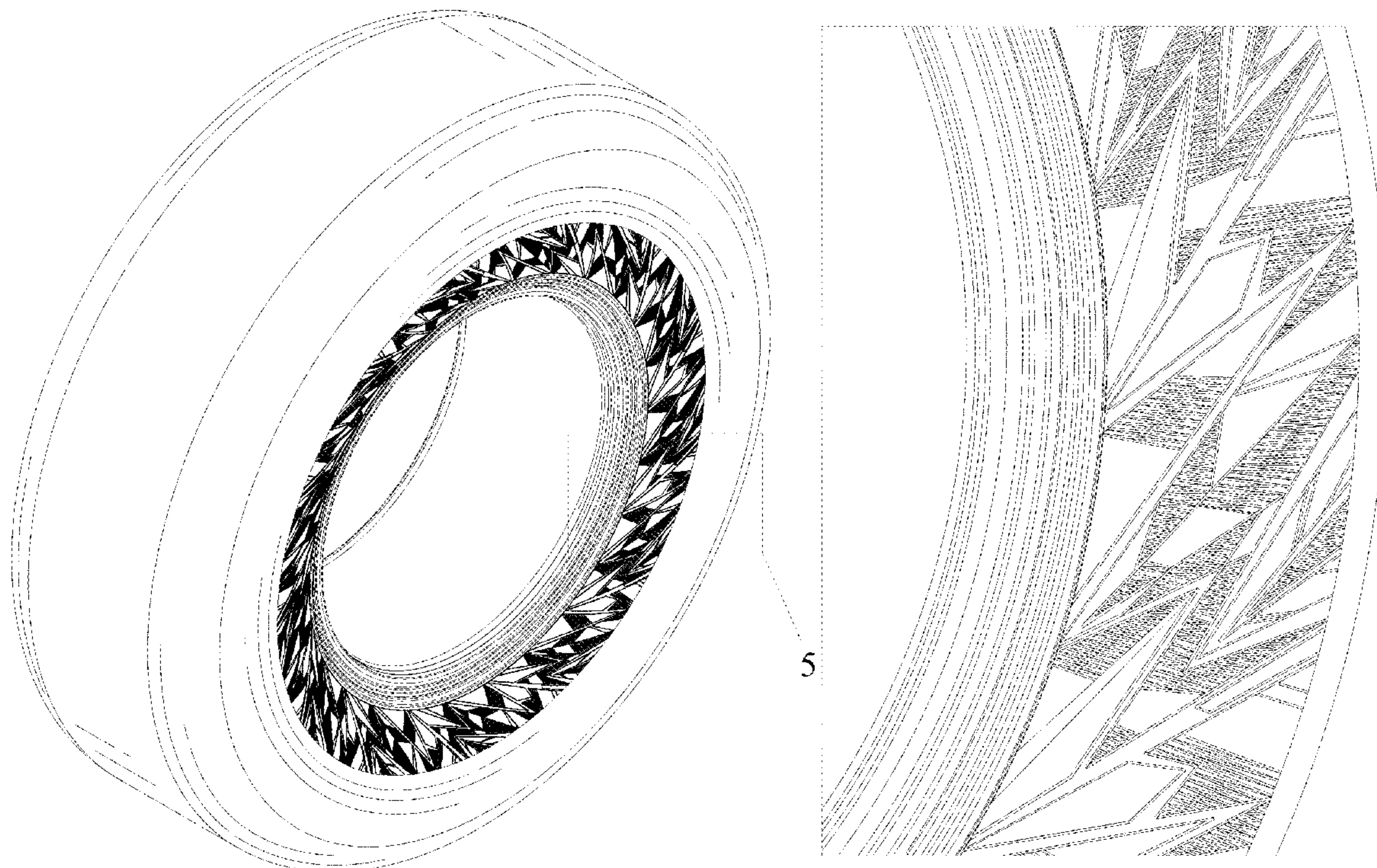
The ornamental design for tire, as shown and described.

**DESCRIPTION**

FIG. 1 is a perspective view of tire showing our new design;  
FIG. 2 is a front view thereof;  
FIG. 3 is a back view thereof;  
FIG. 4 is a left view thereof;  
FIG. 5 is a partially enlarged view of FIG. 1; and,  
FIG. 6 is a partially enlarged view of FIG. 2.

The right view, the top view and the bottom view are omitted as they are the same with the left view. The broken lines shown on the drawings depict portions of the tires that form no part of the claimed design.

**1 Claim, 6 Drawing Sheets**





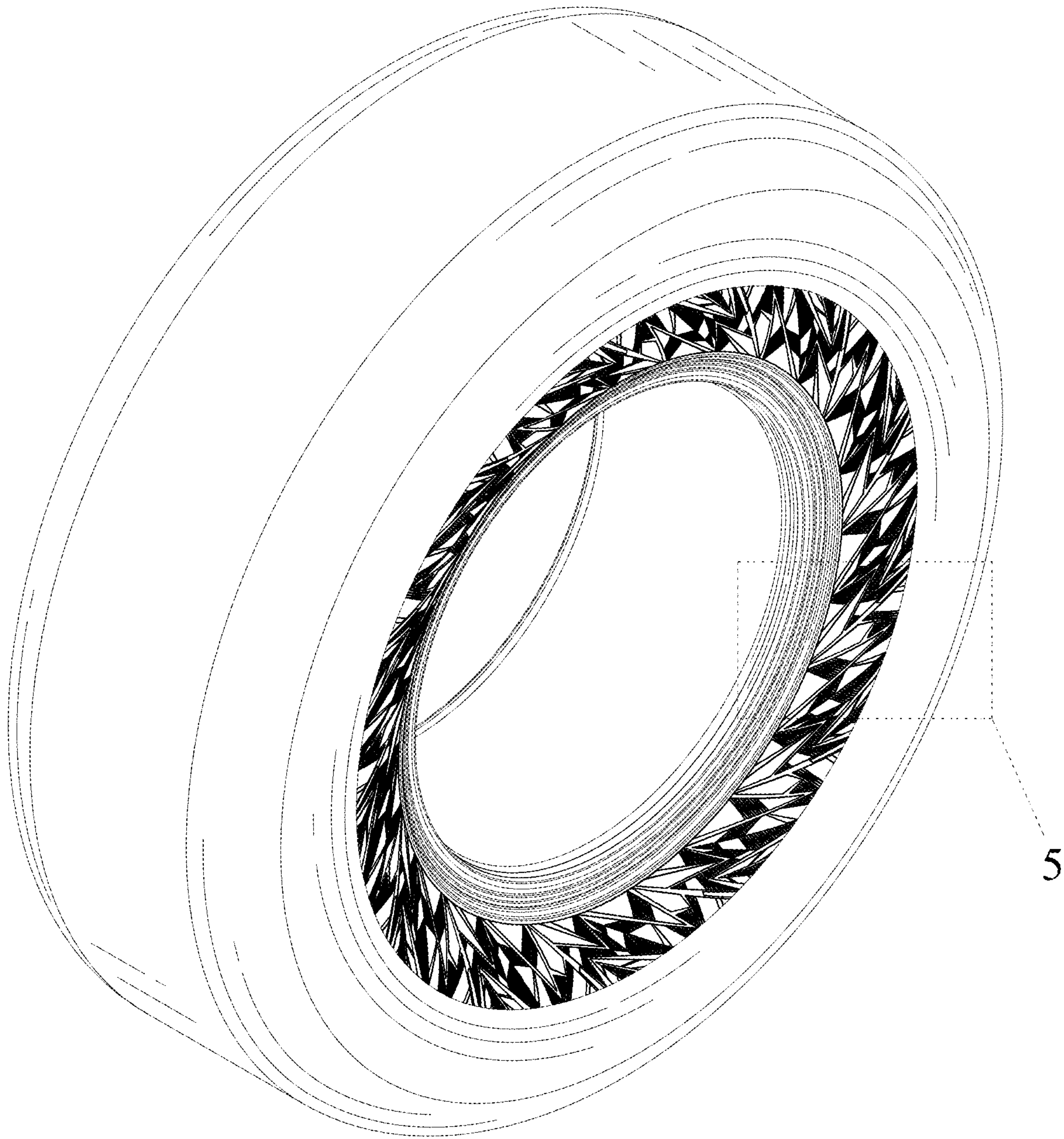


FIG. 1




FIG. 2






FIG. 3




FIG. 4




FIG. 5



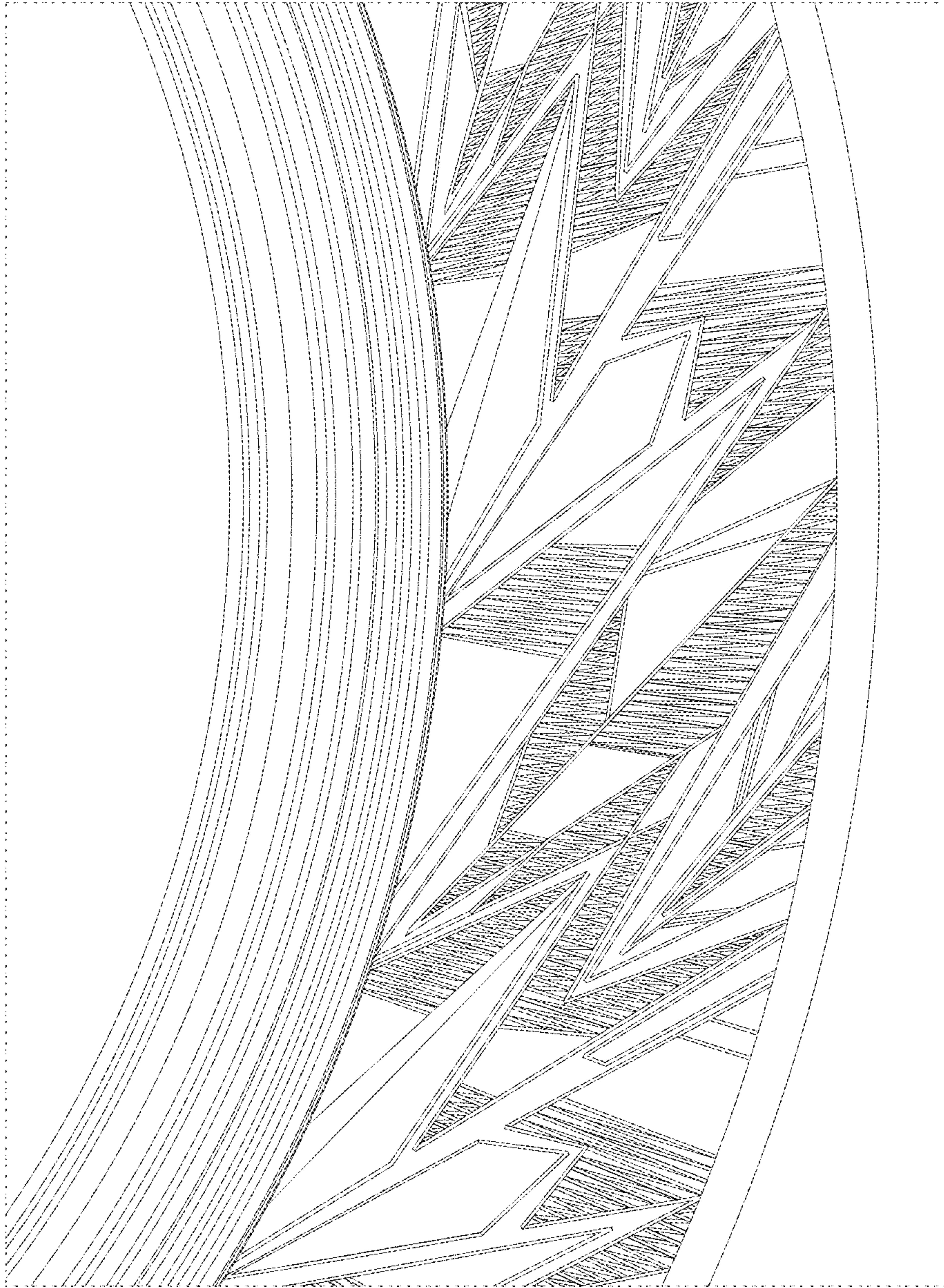


FIG. 6