



US00D986139S

(12) **United States Design Patent**
Thompson

(10) **Patent No.:** **US D986,139 S**

(45) **Date of Patent:** **** May 16, 2023**

(54) **TRUCK RACK**

(71) Applicant: **Joseph Thompson**, Prineville, OR (US)

(72) Inventor: **Joseph Thompson**, Prineville, OR (US)

(**) Term: **15 Years**

(21) Appl. No.: **29/783,820**

(22) Filed: **May 14, 2021**

(51) **LOC (14) Cl.** **12-16**

(52) **U.S. Cl.**
USPC **D12/406**

(58) **Field of Classification Search**
USPC D12/406-414; D3/58, 35; D6/513-514,
D6/317-319

CPC B62J 9/003; B62J 7/06; B62J 9/001
See application file for complete search history.

(56) **References Cited**

U.S. PATENT DOCUMENTS

D672,705 S *	12/2012	Kennedy	D12/412
D763,170 S *	8/2016	Marankie	D12/414
D840,905 S *	2/2019	Parzyck	D12/222
D857,603 S *	8/2019	Mosingo	D12/222

D877,041 S *	3/2020	Moctezuma	D12/412
D915,998 S *	4/2021	Guo	D12/414
D931,780 S *	9/2021	Lee	D12/406
D977,871 S *	2/2023	Gwinn	D6/552
2018/0118148 A1 *	5/2018	Parzyck	B60R 21/02
2019/0210663 A1 *	7/2019	Binley	B60R 9/06

* cited by examiner

Primary Examiner — Katrina A Betton

(74) *Attorney, Agent, or Firm* — Mark S Hubert PC

(57) **CLAIM**

I claim an ornamental design for a truck rack, as shown and described.

DESCRIPTION

FIG. 1 is a front view of a truck rack showing my new design;

FIG. 2 is a left-side view of the truck rack;

FIG. 3 is a right-side view of the truck rack;

FIG. 4 is a top side view of the truck rack;

FIG. 5 is a bottom side view of the truck rack; and,

FIG. 6 is a back view of the truck rack.

1 Claim, 6 Drawing Sheets

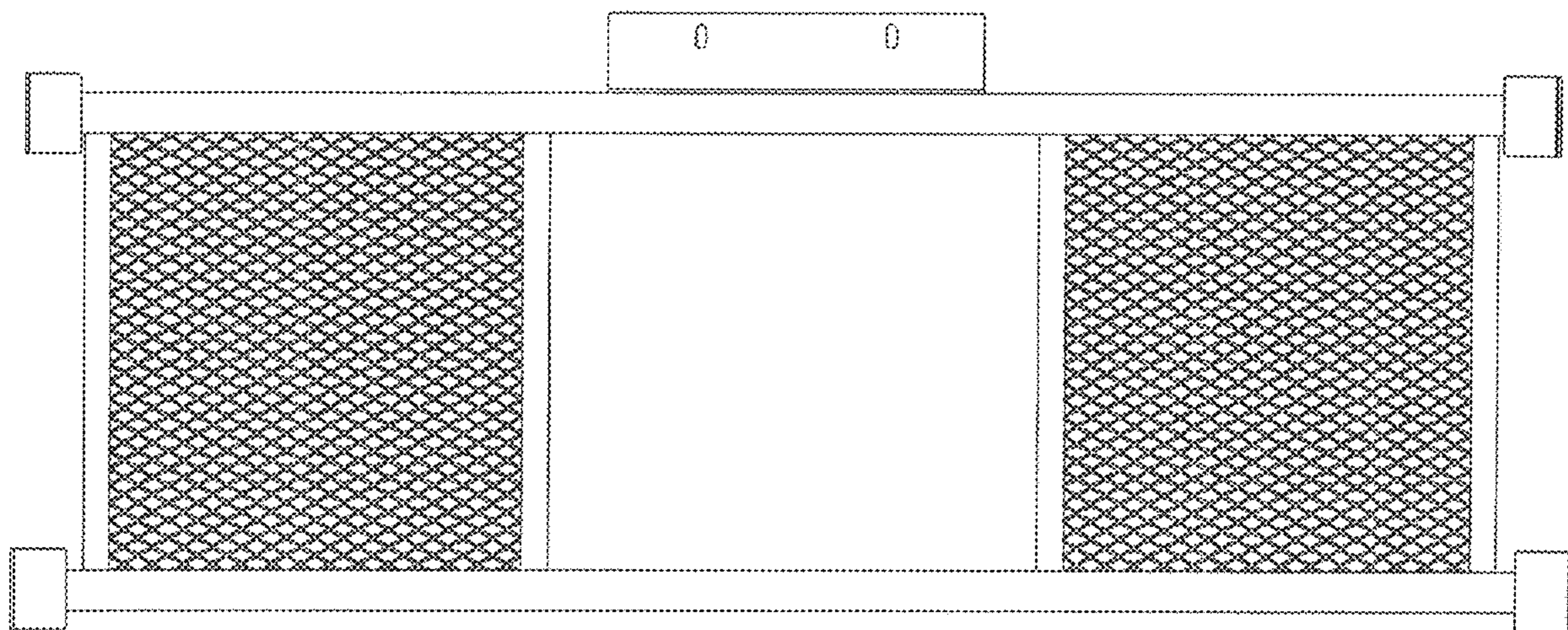


FIGURE 1

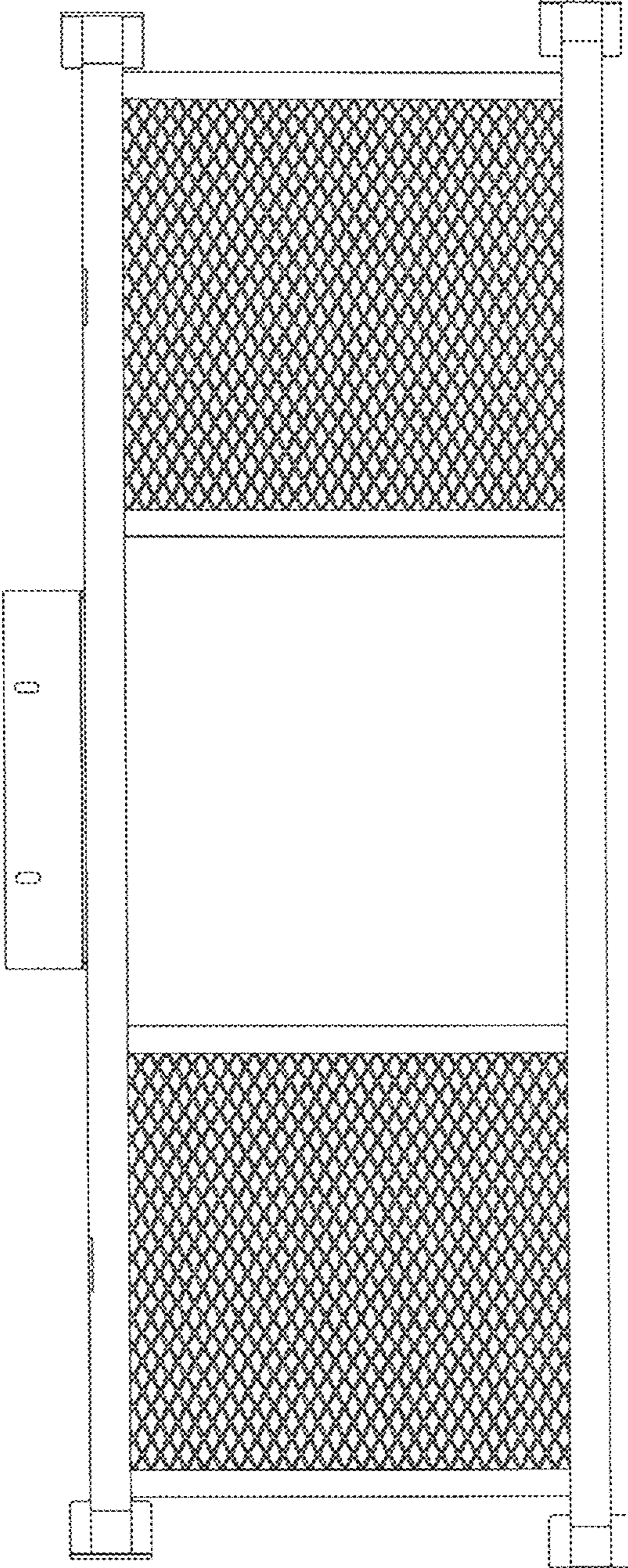
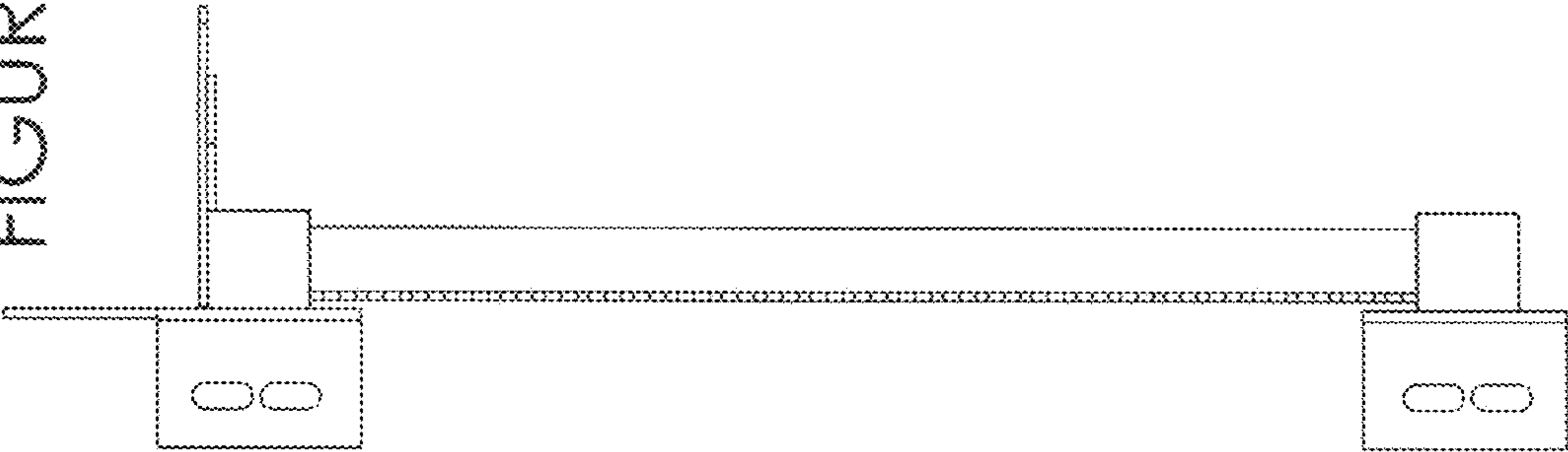


FIGURE 2



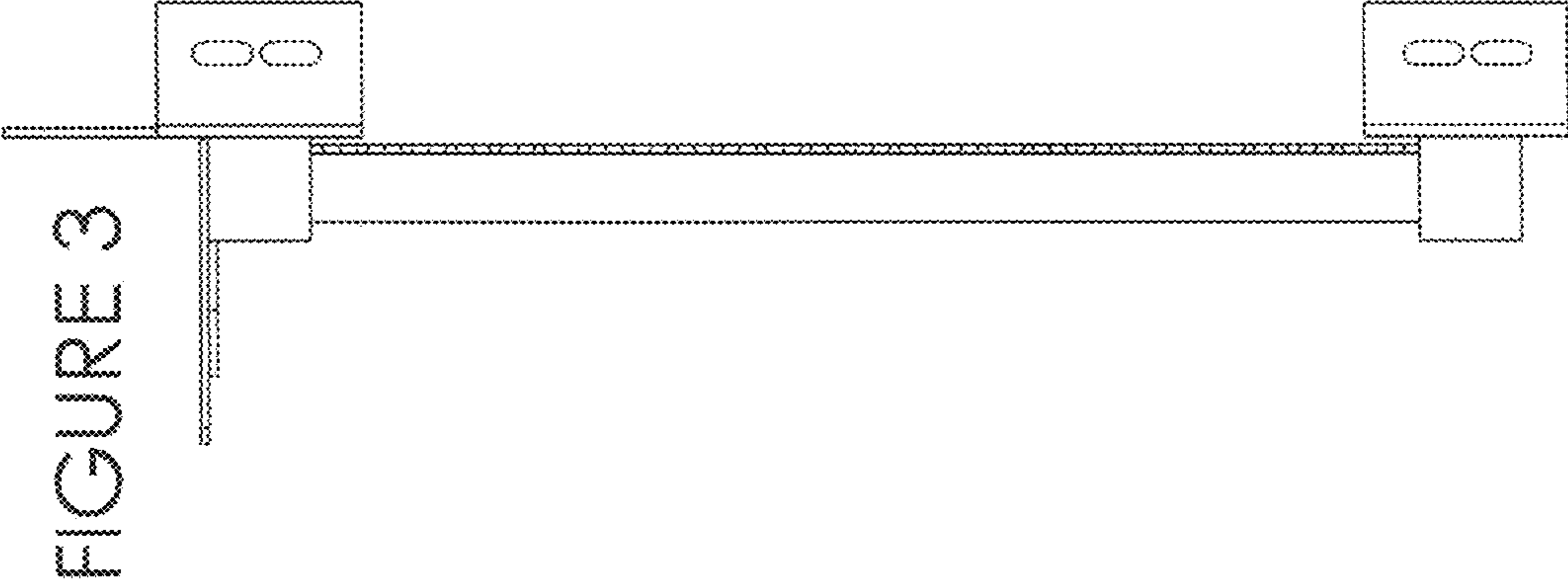


FIGURE 4

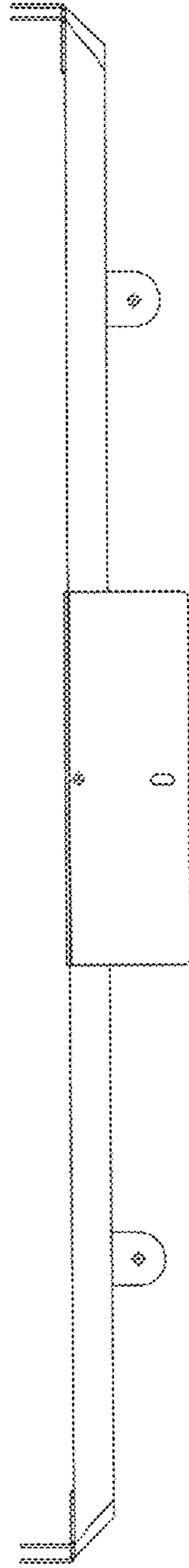


FIGURE 5

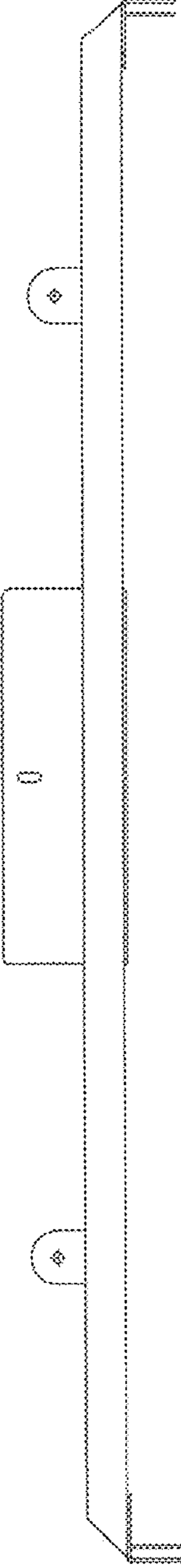


FIGURE 6

