



US00D986137S

(12) **United States Design Patent** (10) **Patent No.:** **US D986,137 S**
Van Der Merwe (45) **Date of Patent:** **** May 16, 2023**

(54) **VEHICLE CANOPY**
(71) Applicant: **RHINO OUTDOOR AND OFFROAD (PTY) LTD**, Rosslyn (ZA)
(72) Inventor: **George Frederik Thomas Van Der Merwe**, Rosslyn (ZA)

D489,673 S * 5/2004 Block D12/404
D623,583 S * 9/2010 Girardi D12/404
D924,120 S * 7/2021 Voss D12/401
D930,551 S * 9/2021 Suckling D12/401
D961,490 S * 8/2022 Voss D12/404
D961,491 S * 8/2022 Voss D12/404

(Continued)

(73) Assignee: **Rhino Outdoor and Offroad (Pty) Ltd.**

(**) Term: **15 Years**

(21) Appl. No.: **29/816,965**

(22) Filed: **Nov. 26, 2021**

(30) **Foreign Application Priority Data**

May 28, 2021 (ZA) A2021/00606

(51) **LOC (14) Cl.** **12-16**

(52) **U.S. Cl.**
USPC **D12/401**

(58) **Field of Classification Search**
USPC D12/96, 100, 190, 401-405; D21/834, D21/838
CPC B60J 1/2075; B60J 3/0286; B60J 1/2011; B60J 1/20; B60J 11/06; B60J 11/08; A47C 31/10
See application file for complete search history.

(56) **References Cited**

U.S. PATENT DOCUMENTS

D212,744 S * 11/1968 Keurst D12/404
D271,757 S * 12/1983 Miller D12/404
D293,094 S * 12/1987 Brown D12/404
D299,223 S * 1/1989 Galvin D12/404
D324,015 S * 2/1992 Quiniones D12/404
D325,551 S * 4/1992 Quiniones D12/404
D326,441 S * 5/1992 Rogers D12/404
D329,837 S * 9/1992 Rogers D12/404
D379,173 S * 5/1997 Quiniones D12/404

OTHER PUBLICATIONS

YouTube.com, Ford Ranger PX2 Rhino Cab Extreme, published Feb. 18, 2018 [retrieved Feb. 15, 2023]. Retrieved from the internet<<https://www.youtube.com/watch?v=aYdHvG08fKY>> (Year: 2018).*

(Continued)

Primary Examiner — Joseph Kukella

Assistant Examiner — Lavon M. Amerson

(74) *Attorney, Agent, or Firm* — McAndrews, Held & Malloy, Ltd.

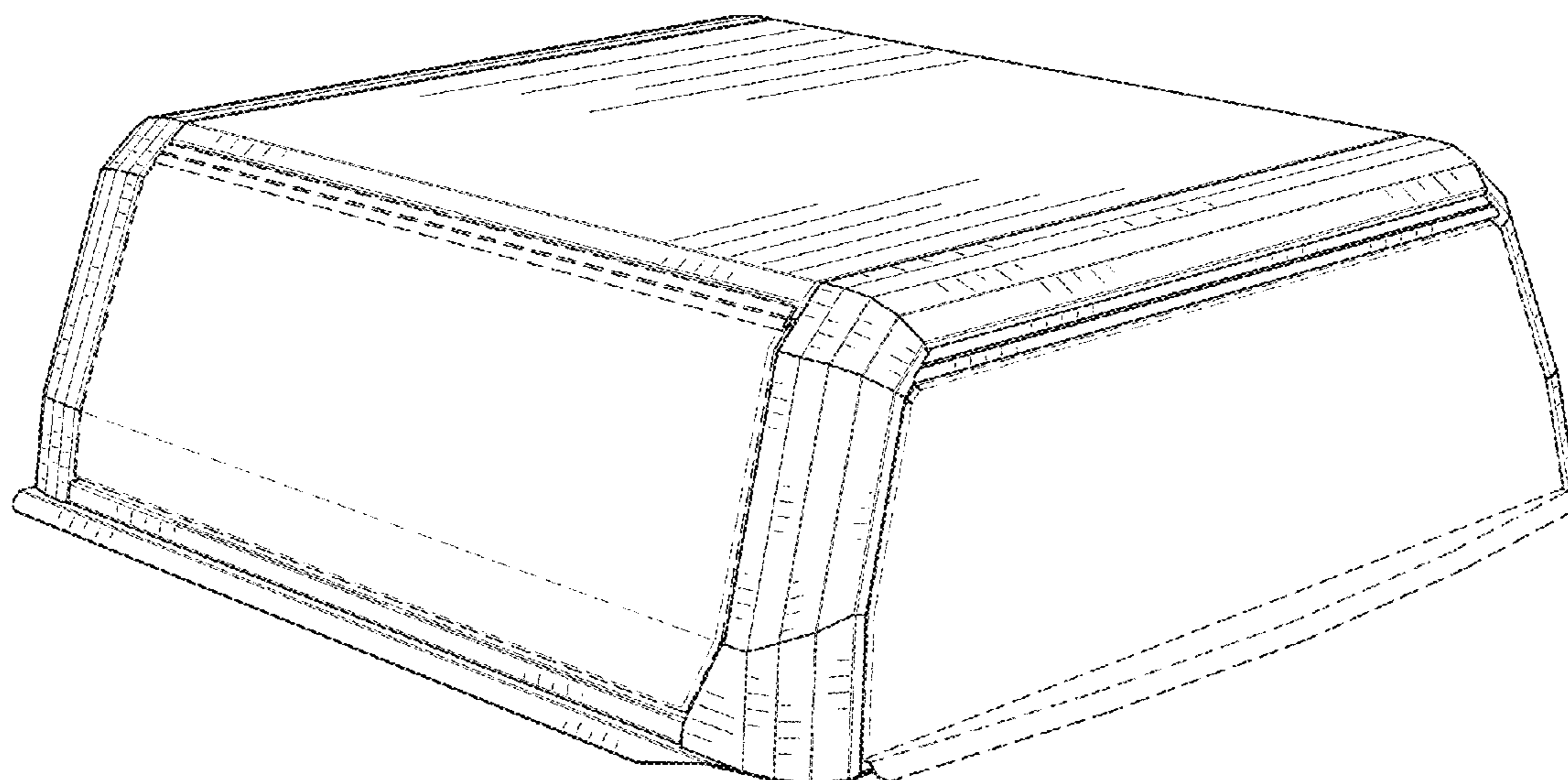
(57) **CLAIM**

The ornamental design for a vehicle canopy, as shown and described.

DESCRIPTION

FIG. 1 is a front perspective view of a vehicle canopy showing my new design;
FIG. 2 is rear perspective view thereof;
FIG. 3 is a rear elevation view thereof;
FIG. 4 is a front elevation view thereof;
FIG. 5 is a right side elevation view thereof;
FIG. 6 is a left side elevation view thereof;
FIG. 7 is a top plan view thereof;
FIG. 8 is a bottom plan view thereof; and,
FIG. 9 is another rear perspective view thereof, showing the movable doors and an opened configuration.
The dashed broken lines in the figures depict portions of the vehicle canopy that form no part of the claimed design.

1 Claim, 7 Drawing Sheets



(56)

References Cited

U.S. PATENT DOCUMENTS

D961,492 S * 8/2022 Voss D12/404
D964,253 S * 9/2022 Voss D12/404
D969,058 S * 11/2022 Voss D12/404
2022/0396130 A1 * 12/2022 Arthur B60J 7/102

OTHER PUBLICATIONS

YouTube.com, RSI Smart Cap, published Oct. 23, 2020, [retrieved Feb. 15, 2023]. Retrieved from the internet<<https://www.youtube.com/watch?v=QhIYAq44BeU>> (Year: 2020).*

YouTube.com, Rhinoman Canopy Product Review, published Aug. 7, 2022 [retrieved Feb. 15, 2023]. Retrieved from the internet<<https://www.youtube.com/watch?v=wzbPbfsUnU8>> (Year: 2022).*

* cited by examiner

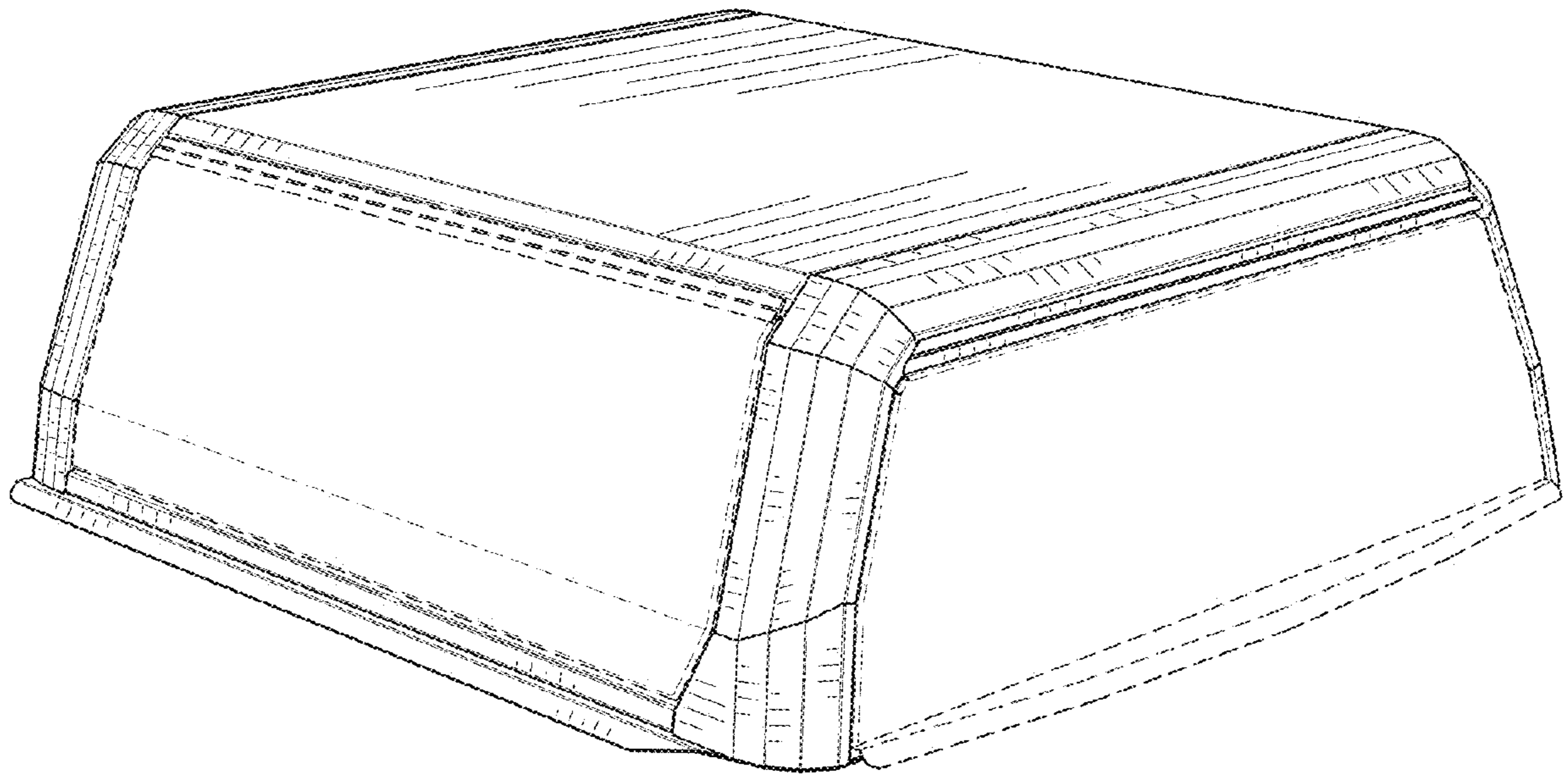


FIG. 1

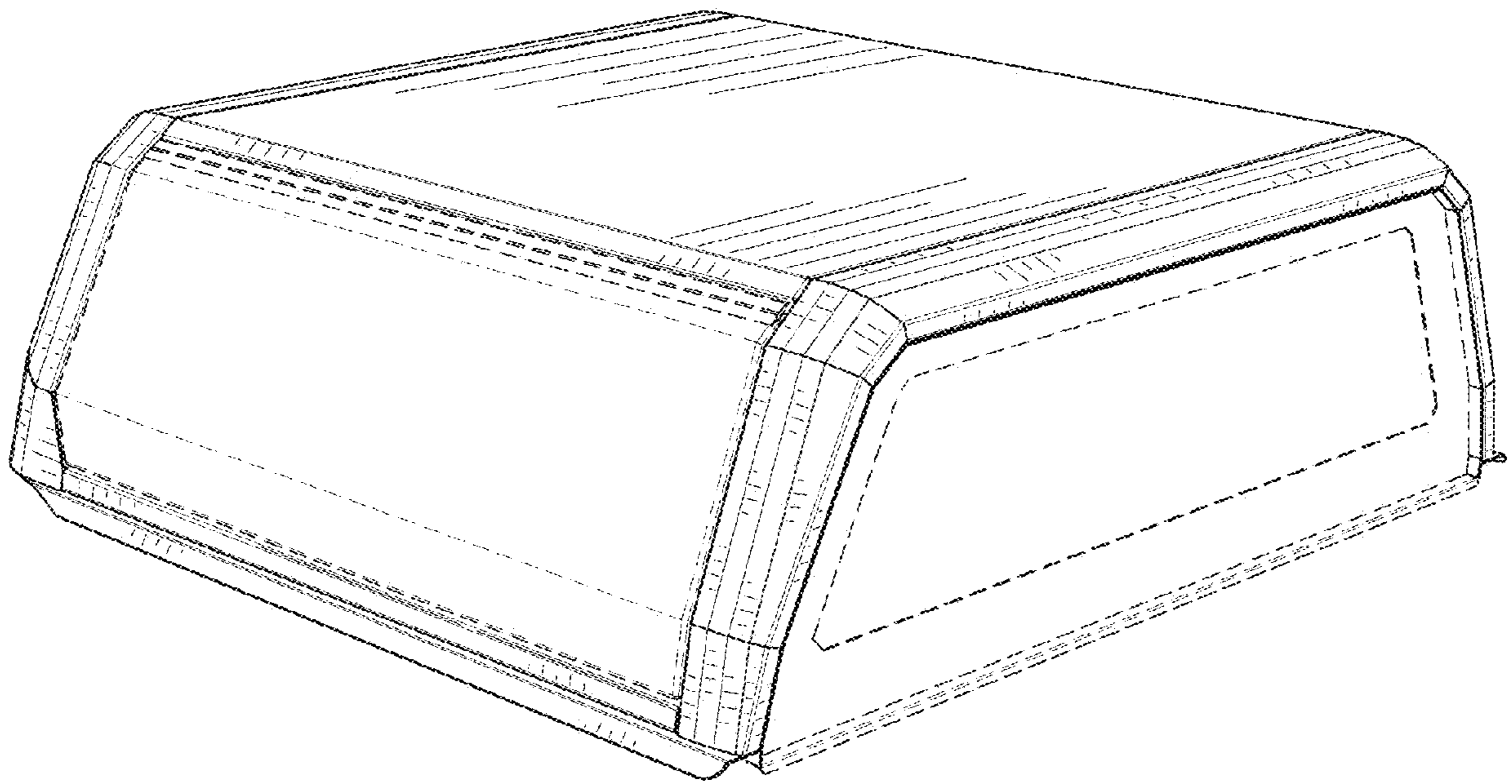


FIG. 2




FIG. 3




FIG. 4




FIG. 5



FIG. 6

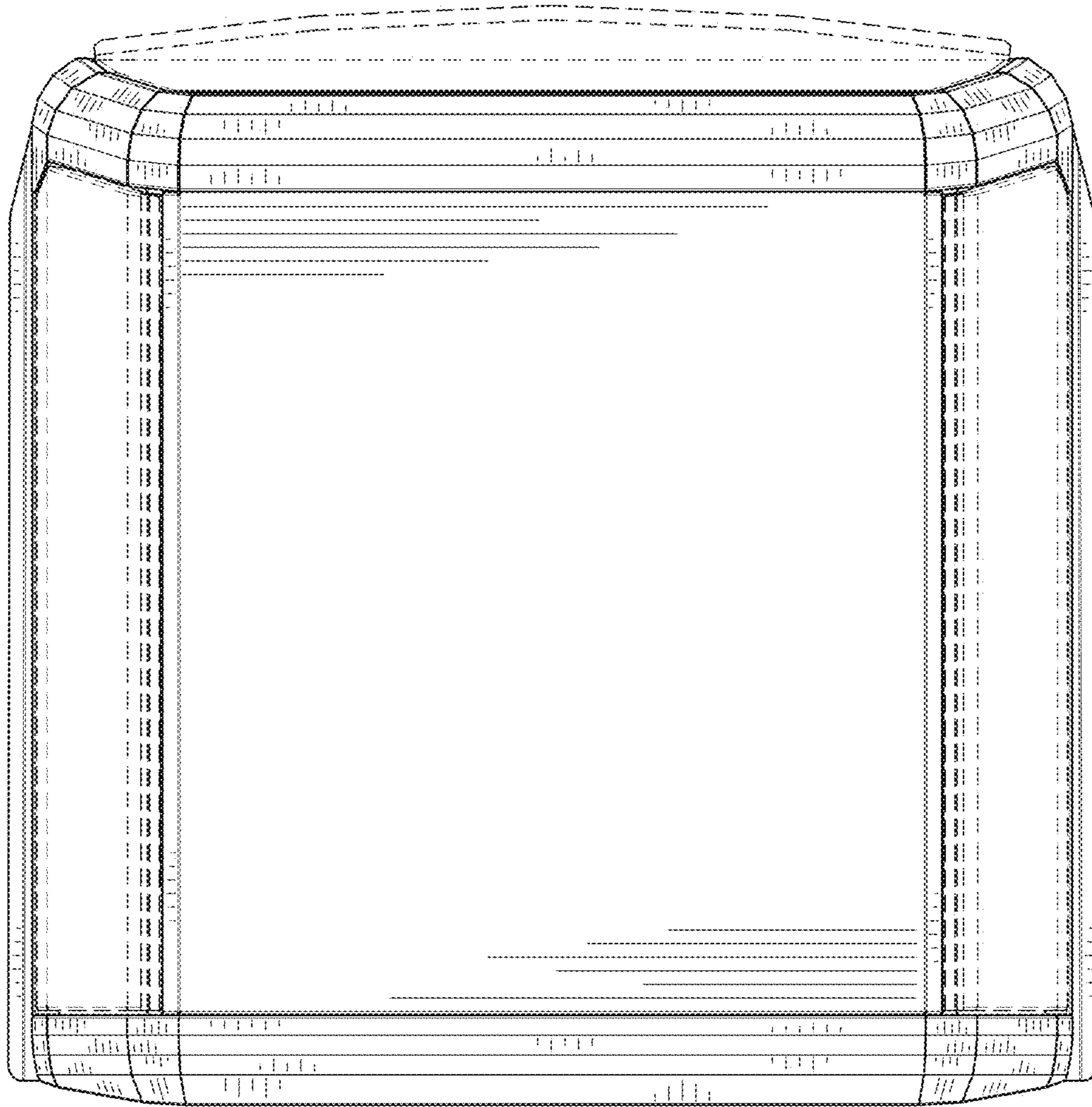


FIG. 7




FIG. 8

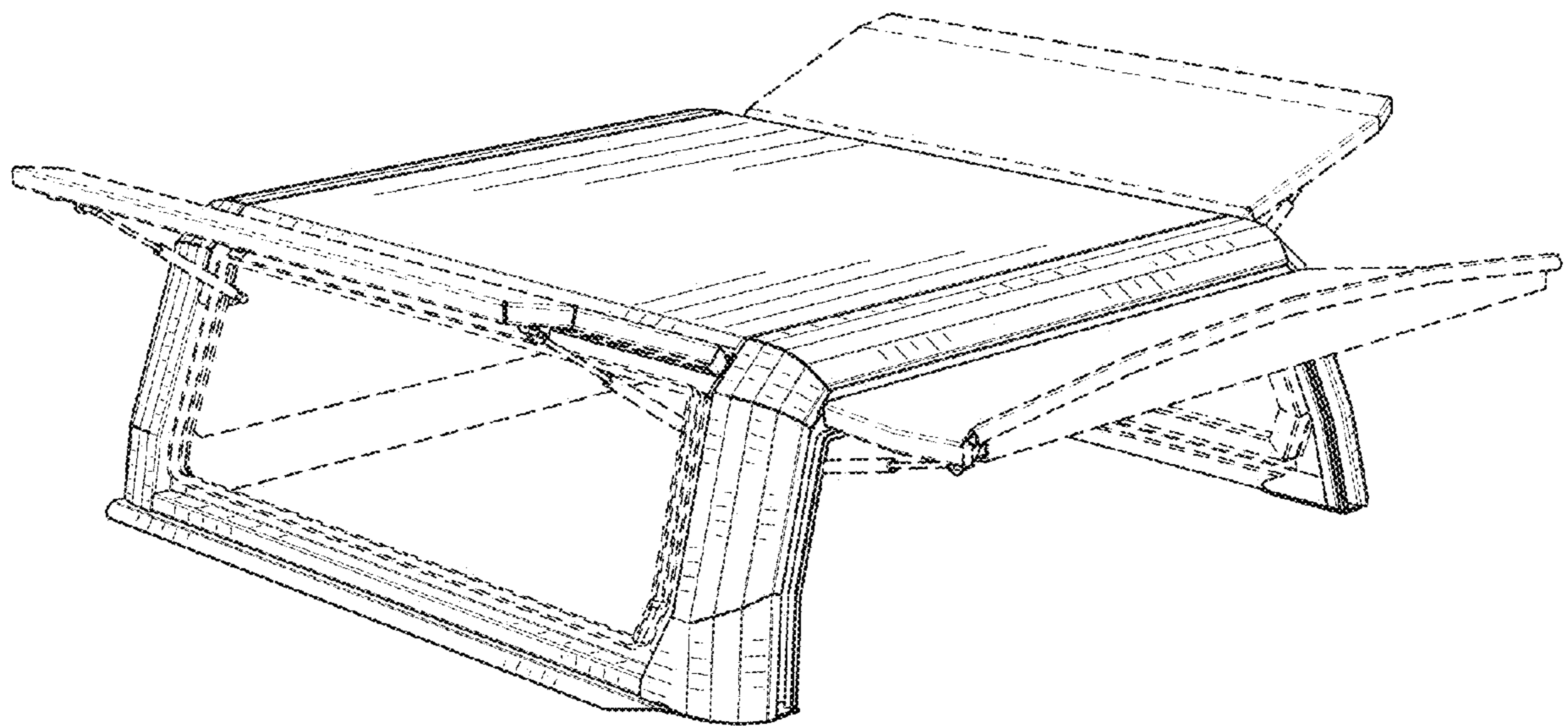


FIG. 9