



US00D986128S

(12) **United States Design Patent**  
**Jang et al.**

(10) **Patent No.:** **US D986,128 S**

(45) **Date of Patent:** **\*\* May 16, 2023**

(54) **ALLOY WHEEL FOR AUTOMOBILE**

(71) Applicants: **Hyundai Motor Company**, Seoul (KR); **Kia Corporation**, Seoul (KR)

(72) Inventors: **Dae Chul Jang**, Gyeonggi-do (KR); **Byoung Suk Park**, Irvine, CA (US)

(73) Assignees: **Hyundai Motor Company**, Seoul (KR); **Kia Corporation**, Seoul (KR)

(\*\*) Term: **15 Years**

(21) Appl. No.: **29/779,320**

(22) Filed: **Apr. 19, 2021**

(51) **LOC (14) Cl.** ..... **12-16**

(52) **U.S. Cl.**  
USPC ..... **D12/209**

(58) **Field of Classification Search**  
USPC ..... D12/204–213; D21/563  
CPC .... B60B 7/00; B60B 7/02; B60B 7/04; B60B 7/01; B60B 7/06; B60B 3/02; B60B 3/04; B60B 3/06; B60B 3/10; B60B 1/00; B60B 1/08; B60B 1/10; B60B 1/12  
See application file for complete search history.

(56) **References Cited**

U.S. PATENT DOCUMENTS

D740,193 S \* 10/2015 Battams ..... D12/209  
D740,194 S \* 10/2015 Valencia Pollex ..... D12/209  
D740,195 S \* 10/2015 Perini ..... D12/209  
D824,312 S \* 7/2018 Simm ..... D12/209

D856,888 S \* 8/2019 Melville-Brown ..... D12/209  
D866,433 S \* 11/2019 Akasawa ..... D12/209  
D883,887 S \* 5/2020 Liu ..... D12/209  
D888,640 S \* 6/2020 Hough ..... D12/209  
D890,065 S \* 7/2020 Metros ..... D12/209  
D899,338 S \* 10/2020 Khachatryan ..... D12/209  
D920,872 S \* 6/2021 Myrberg ..... D12/209

\* cited by examiner

*Primary Examiner* — Calvin E Vansant

(74) *Attorney, Agent, or Firm* — Fox Rothschild LLP



(57) **CLAIM**

The ornamental design for an alloy wheel for automobile, as shown and described.

**DESCRIPTION**

FIG. 1 is a perspective view of an alloy wheel for automobile according to the present invention.  
FIG. 2 is a front view of the alloy wheel for automobile of FIG. 1.  
FIG. 3 is a rear view of the alloy wheel for automobile of FIG. 1.  
FIG. 4 is a left side view of the alloy wheel for automobile of FIG. 1.  
FIG. 5 is a right side view of the alloy wheel for automobile of FIG. 1.  
FIG. 6 is a top view of the alloy wheel for automobile of FIG. 1; and,  
FIG. 7 is a bottom view of the alloy wheel for automobile of FIG. 1.

**1 Claim, 7 Drawing Sheets**





**FIG. 1**





FIG. 2






FIG. 3






**FIG. 4**






**FIG. 5**





**FIG. 6**





**FIG. 7**

