



US00D986124S

(12) **United States Design Patent** (10) **Patent No.:** **US D986,124 S**
Reaves et al. (45) **Date of Patent:** **** *May 16, 2023**

(54) **CONSOLE SLIDE SELECTOR SEAL**

(71) Applicants: **Wayne Reaves**, Dacula, GA (US);
Ransom Reaves, Memphis, TN (US)

(72) Inventors: **Wayne Reaves**, Dacula, GA (US);
Ransom Reaves, Memphis, TN (US)

(73) Assignee: **Wayne Reaves**, Dacula, GA (US)

(*) Notice: This patent is subject to a terminal disclaimer.

(**) Term: **15 Years**

(21) Appl. No.: **29/685,704**

(22) Filed: **Mar. 29, 2019**

(51) **LOC (14) Cl.** **12-16**

(52) **U.S. Cl.**
USPC **D12/179**

(58) **Field of Classification Search**
USPC D8/349, 354, 356, 363, 366, 371, 323;
D10/64; D12/190, 181, 400, 179;
D14/239; D19/1-12; D28/7, 10, 20, 21,
D28/22, 99; D6/300-314
CPC A47G 1/06; B60K 15/04
See application file for complete search history.

(56) **References Cited**

U.S. PATENT DOCUMENTS

D425,842 S * 5/2000 McNaughton D12/181
D488,932 S * 4/2004 Forster D6/300
D510,861 S * 10/2005 Burr D9/434
D528,248 S * 9/2006 Kalichman D28/10
8,162,168 B1 * 4/2012 Patulak B60K 15/04
220/731

D682,124 S * 5/2013 Small D10/64
D779,834 S * 2/2017 Ryan D6/300
D793,184 S * 8/2017 Lammel D7/698
D793,312 S * 8/2017 McNaughton D12/400
D856,415 S * 8/2019 Pryor D19/1
D896,568 S * 9/2020 Smith D7/388
D924,040 S * 7/2021 Brown D8/349
2015/0107141 A1 * 4/2015 Ryan A47G 1/06
40/711

* cited by examiner

Primary Examiner — Kevin K Rudzinski
Assistant Examiner — Jerry Shiuan-Hua Hsu
(74) *Attorney, Agent, or Firm* — Andrew S. Rapacke


(57) **CLAIM**

The ornamental design for a console slide selector seal, as shown and described.

DESCRIPTION

FIG. 1 is a top perspective view of the console slide selector seal showing the new design;
FIG. 2 is a front elevational view of the console slide selector seal thereof;
FIG. 3 is a rear elevational view of the console slide selector seal thereof;
FIG. 4 is a left side elevational view of the console slide selector seal thereof;
FIG. 5 is a right side elevational view of the console slide selector seal thereof;
FIG. 6 is a top plan view of the console slide selector seal thereof; and,
FIG. 7 is a bottom plan view of the console slide selector seal thereof.

1 Claim, 3 Drawing Sheets



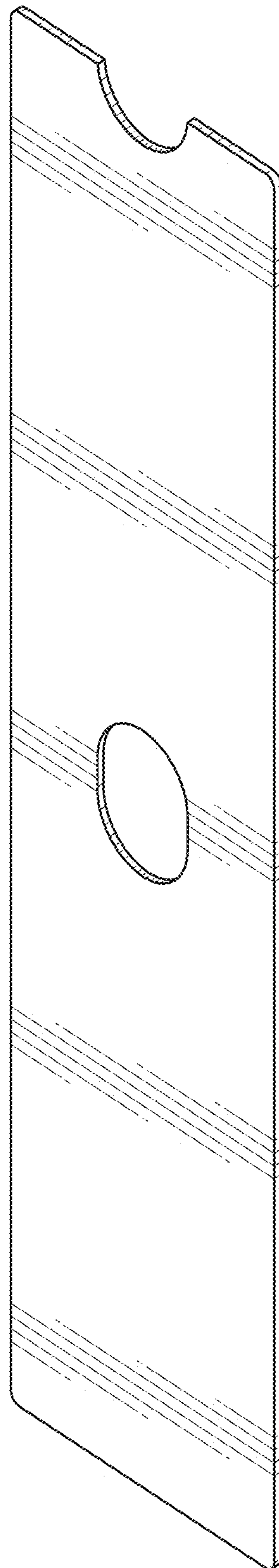


FIG. 1

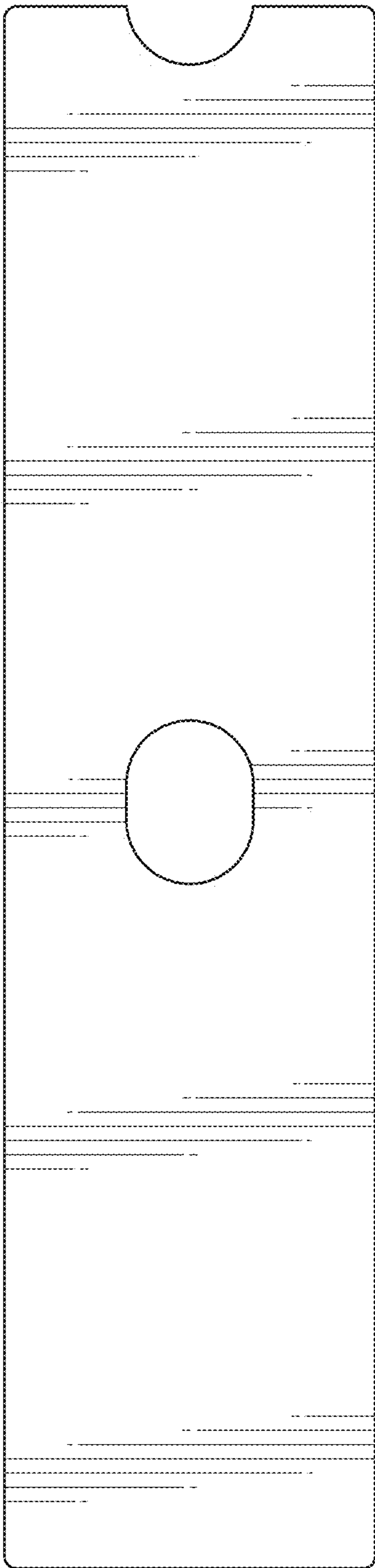


FIG. 2

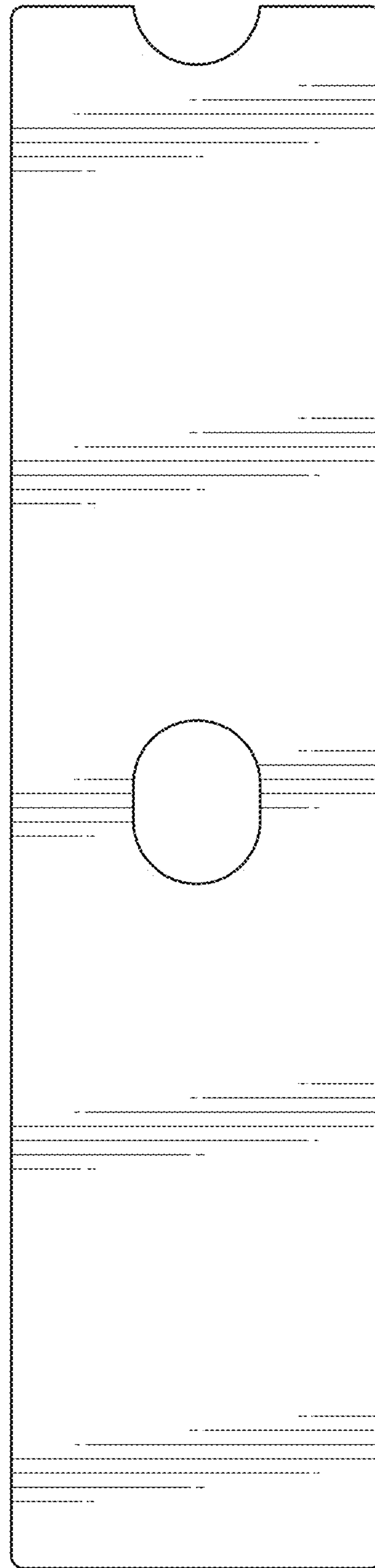


FIG. 3



FIG. 4



FIG. 5

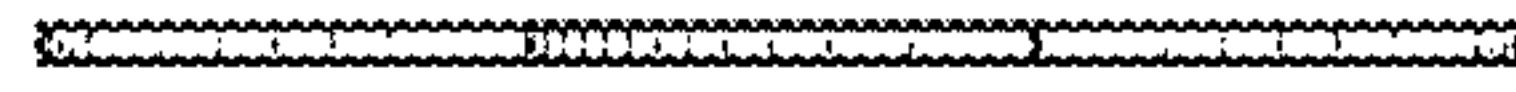


FIG. 6



FIG. 7