



US00D986105S

(12) **United States Design Patent** (10) **Patent No.:** **US D986,105 S**
Stout et al. (45) **Date of Patent:** **** May 16, 2023**

(54) **INCENSE HOLDER WITH CANISTER**

FOREIGN PATENT DOCUMENTS

(71) Applicant: **Paddywax, LLC**, Nashville, TN (US)

CN 201330537364 * 4/2014
CN 201830050368 * 9/2018

(72) Inventors: **Cartter Stout**, Nashville, TN (US);
Mickenzie Smith, Nashville, TN (US);
Samuel Joseph Moore, Nashville, TN (US)

(Continued)

(73) Assignee: **Paddywax, LLC**, Nashville, TN (US)

OTHER PUBLICATIONS

(**) Term: **15 Years**

Le'raze Store Glass Canisters, published on (Aug. 20, 2019) on amazon.com, retrieved from internet (Dec. 29, 2022). <URL: https://www.amazon.com/Canister-Canisters-Airtight-Bathroom-Organization/dp/B07WTRZWC3> (Year: 2019).*

(21) Appl. No.: **29/756,997**

(Continued)

(22) Filed: **Nov. 2, 2020**

Primary Examiner — Joseph Kukella

(51) **LOC (14) Cl.** **11-02**

Assistant Examiner — Heather Ann Laaveg Wencil

(52) **U.S. Cl.**

(74) *Attorney, Agent, or Firm* — United IP Counselors, LLC

USPC **D11/131.1**; D9/428; D9/436

(58) **Field of Classification Search**

USPC D7/509, 510; D9/425, 558, 428, 436;
D11/131, 131.1, 143, 144, 152, 153, 154;
D23/201, 207–208, 213, 336, 352,
D23/355–356, 362, 364, 366, 388;
D26/37, 40, 49

CPC A47F 7/0021; A61L 9/03

See application file for complete search history.

(56) **References Cited**

DESCRIPTION

U.S. PATENT DOCUMENTS

2,079,177 A * 5/1937 Membrino B65D 15/20
229/93
D244,065 S * 4/1977 Daenen A61L 9/03
D7/584
4,035,138 A * 7/1977 Walters F21S 13/12
431/315
6,129,771 A * 10/2000 Ficke C11C 5/023
431/126
6,921,023 B1 * 7/2005 Bright F21S 8/00
239/18
D640,094 S * 6/2011 Carlson F21S 13/12
D7/532
D663,217 S * 7/2012 Bodkin D9/617

(Continued)

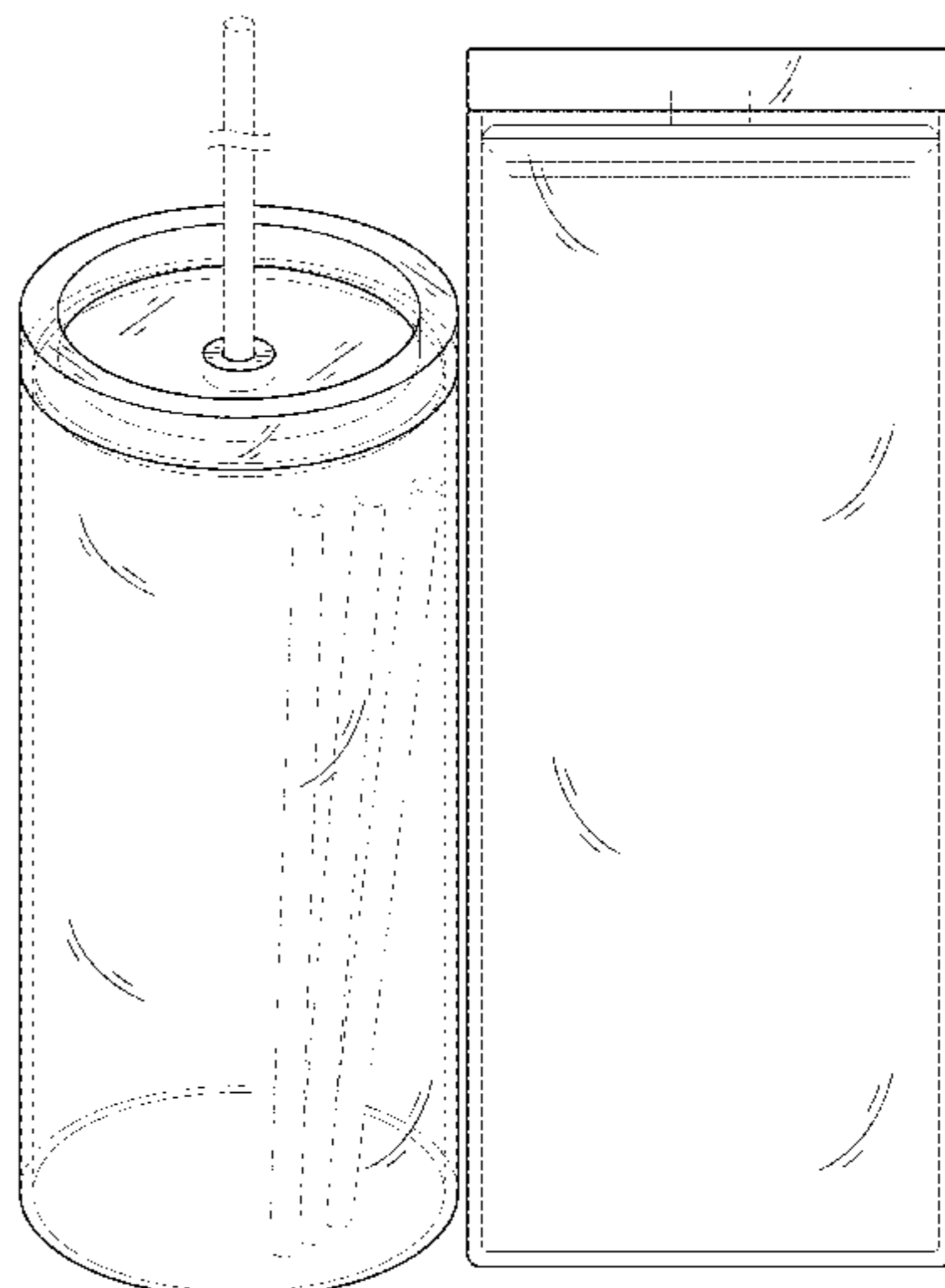
(57) **CLAIM**

The ornamental design for an incense holder with canister, as shown and described.

FIG. 1 is a perspective view of an incense holder with canister, illustrating our new design, in a configuration of use with incense sticks;
FIG. 2 is a front elevational view of the incense holder with canister of FIG. 1, the back, left, and right sides being mirror images of the left side;
FIG. 3 is a top plan view of the incense holder with canister of FIG. 1; and,
FIG. 4 is a bottom plan view of the incense holder with canister of FIG. 1.

The structures shown in broken lines are environmental structures and form no part of the claim.

1 Claim, 3 Drawing Sheets



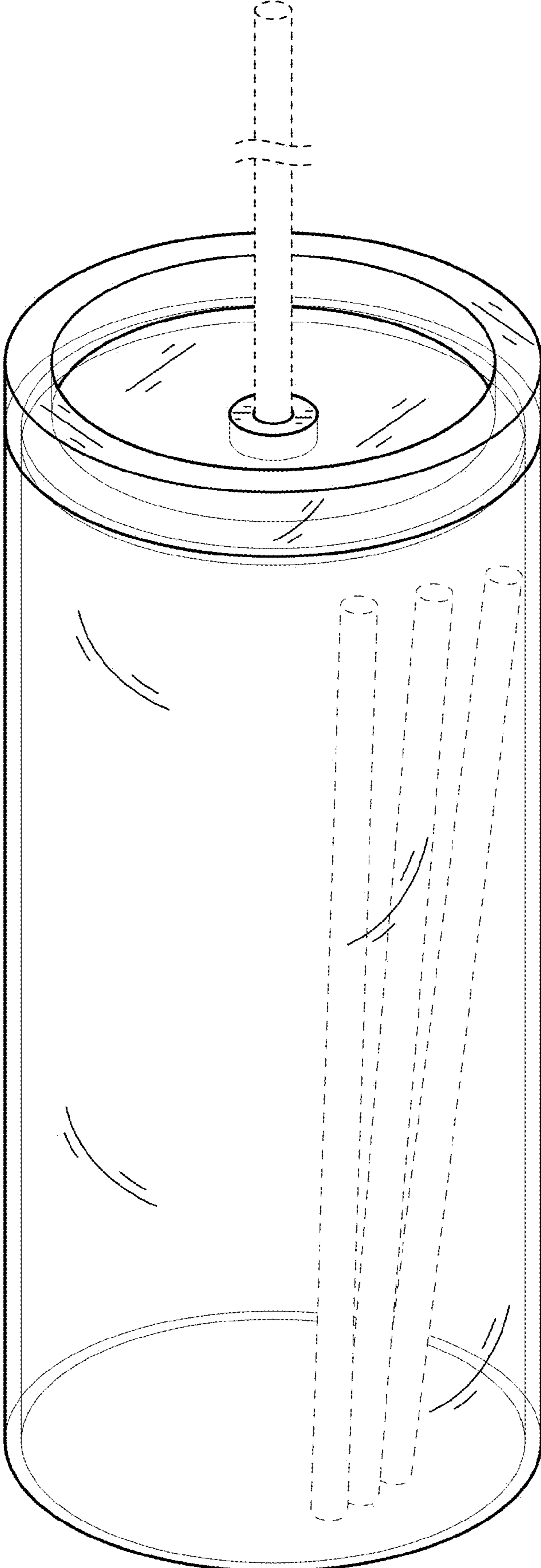


FIG. 1




FIG. 2

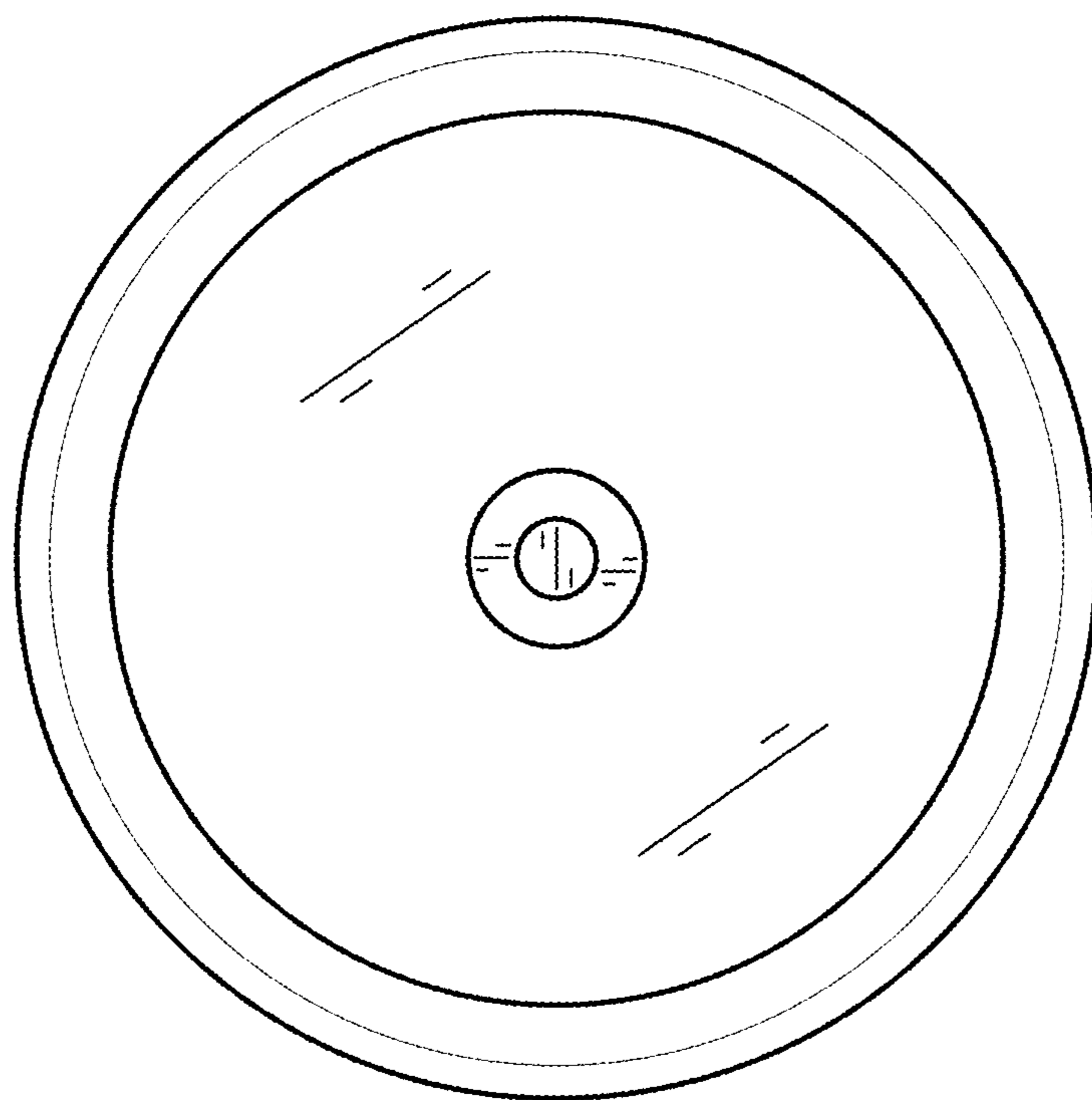


FIG. 3

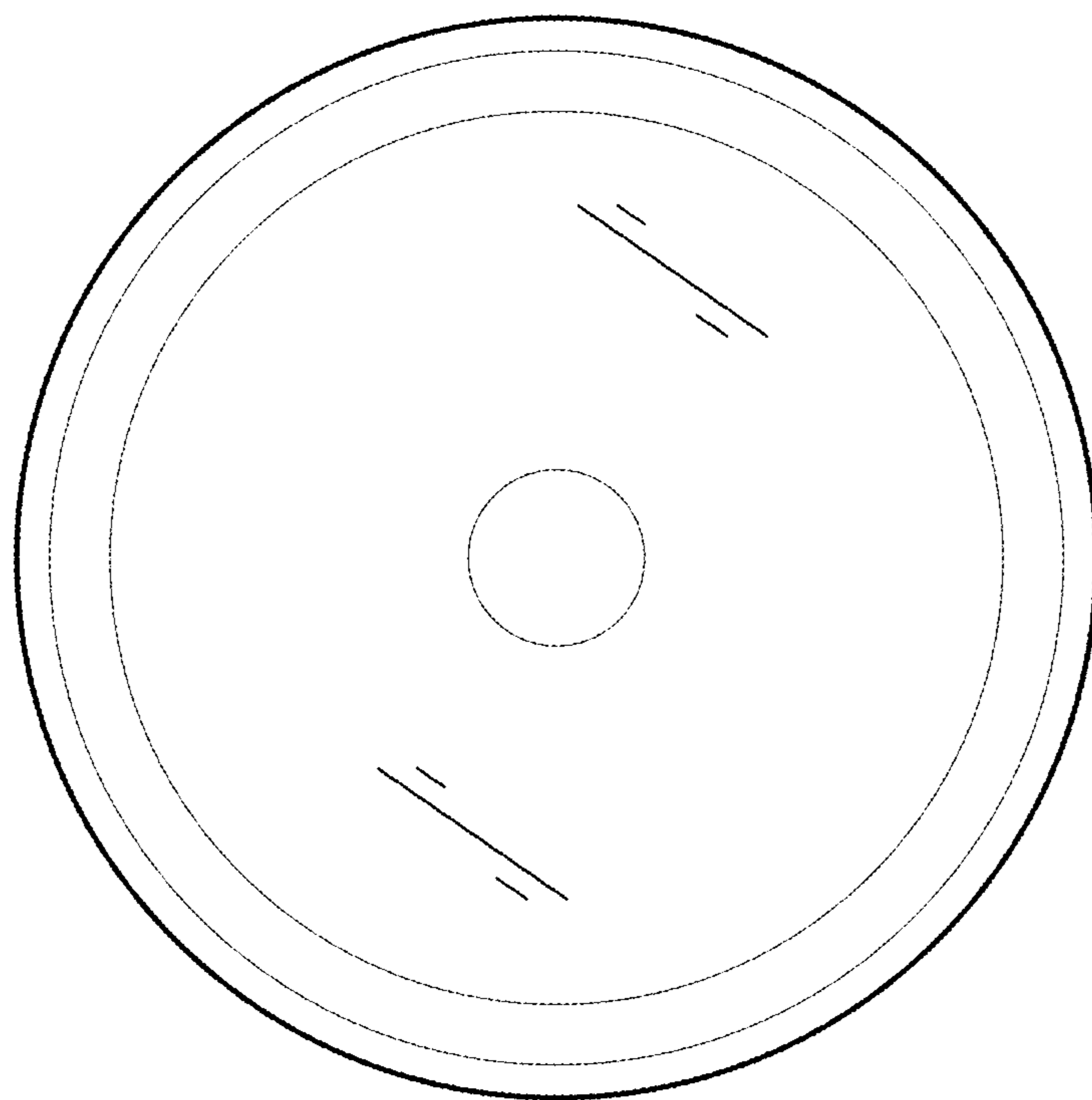


FIG. 4