



US00D986099S

(12) **United States Design Patent** (10) **Patent No.:** **US D986,099 S**
Wuest (45) **Date of Patent:** **** May 16, 2023**

(54) **RING**
(71) Applicant: **Harry Winston SA**, Plan-les-Ouates (CH)
(72) Inventor: **Tobias Wuest**, New York, NY (US)
(73) Assignee: **Harry Winston SA**, Plan-les-Ouates (CH)
(**) Term: **15 Years**
(21) Appl. No.: **29/804,482**
(22) Filed: **Aug. 20, 2021**
(30) **Foreign Application Priority Data**

D693,724 S * 11/2013 Kothari D11/91
D779,361 S * 2/2017 Yatsugi-Kang D11/7
D780,031 S * 2/2017 Riviere D11/34
D780,619 S * 3/2017 Riviere D11/43
D828,212 S * 9/2018 Riviere D11/34
D843,258 S * 3/2019 Zhou D11/34
D939,375 S * 12/2021 Yatsugi-Kang D11/34
D944,113 S * 2/2022 Kwon D11/34
D945,910 S * 3/2022 Kwon D11/34
D945,911 S * 3/2022 Yatsugi-Kang D11/34
D946,453 S * 3/2022 Riviere D11/34
D946,457 S * 3/2022 Kwon D11/34
D947,058 S * 3/2022 Yatsugi-Kang D11/34
D953,917 S * 6/2022 Kwon D11/34
D960,026 S * 8/2022 Wuest D11/34
D969,661 S * 11/2022 Yatsugi-Kang D11/34
D971,056 S * 11/2022 Tysander D11/26
D971,771 S * 12/2022 Wuest D11/34

Mar. 5, 2021 (WO) WIPO102501
(51) **LOC (14) Cl.** **11-01**
(52) **U.S. Cl.** **D11/34**
USPC
(58) **Field of Classification Search**
USPC D11/1, 7, 8, 40, 26-39, 91, 92
CPC A44C 9/00; A44C 9/0007; A44C 9/0014;
A44C 9/0023; A44C 9/003; A44C
9/0038; A44C 9/0046; A44C 9/0053;
A44C 9/0061; A44C 9/0069; A44C
9/0076; A44C 9/0084; A44C 9/0092;
A44C 9/02; A44C 17/0258; A44C
17/0266; A44C 17/0275; A44C 17/0283;
A44C 17/02; A44C 17/0208; A44C
17/0216; A44C 17/0225; A44C 17/0233;
A44C 17/0241; A44C 17/025; A44C
17/0288; A44C 17/0291; A44C 1/00;
A44C 15/00; A44C 15/003
See application file for complete search history.

(56) **References Cited**
U.S. PATENT DOCUMENTS
D514,469 S * 2/2006 Race D11/34
D676,785 S * 2/2013 Kothari D11/40

OTHER PUBLICATIONS

[Online] <https://www.facebook.com/HarryWinston/photos/10159560655194783>. Posted Apr. 21, 2021. Retrieved Dec. 17, 2022.*

* cited by examiner

Primary Examiner — Melanie Pellegrini
(74) *Attorney, Agent, or Firm* — Blank Rome LLP


(57) **CLAIM**

The ornamental design for a ring, as shown and described.

DESCRIPTION

FIG. 1 is a top view of a ring of my new design;
FIG. 2 is a bottom perspective view thereof;
FIG. 3 is a right side view thereof;
FIG. 4 is a left side view thereof;
FIG. 5 is a front view thereof;
FIG. 6 is a rear view thereof;
FIG. 7 is a top right perspective view thereof; and,
FIG. 8 is a bottom left perspective view thereof.

1 Claim, 8 Drawing Sheets






FIG. 1



FIG. 2

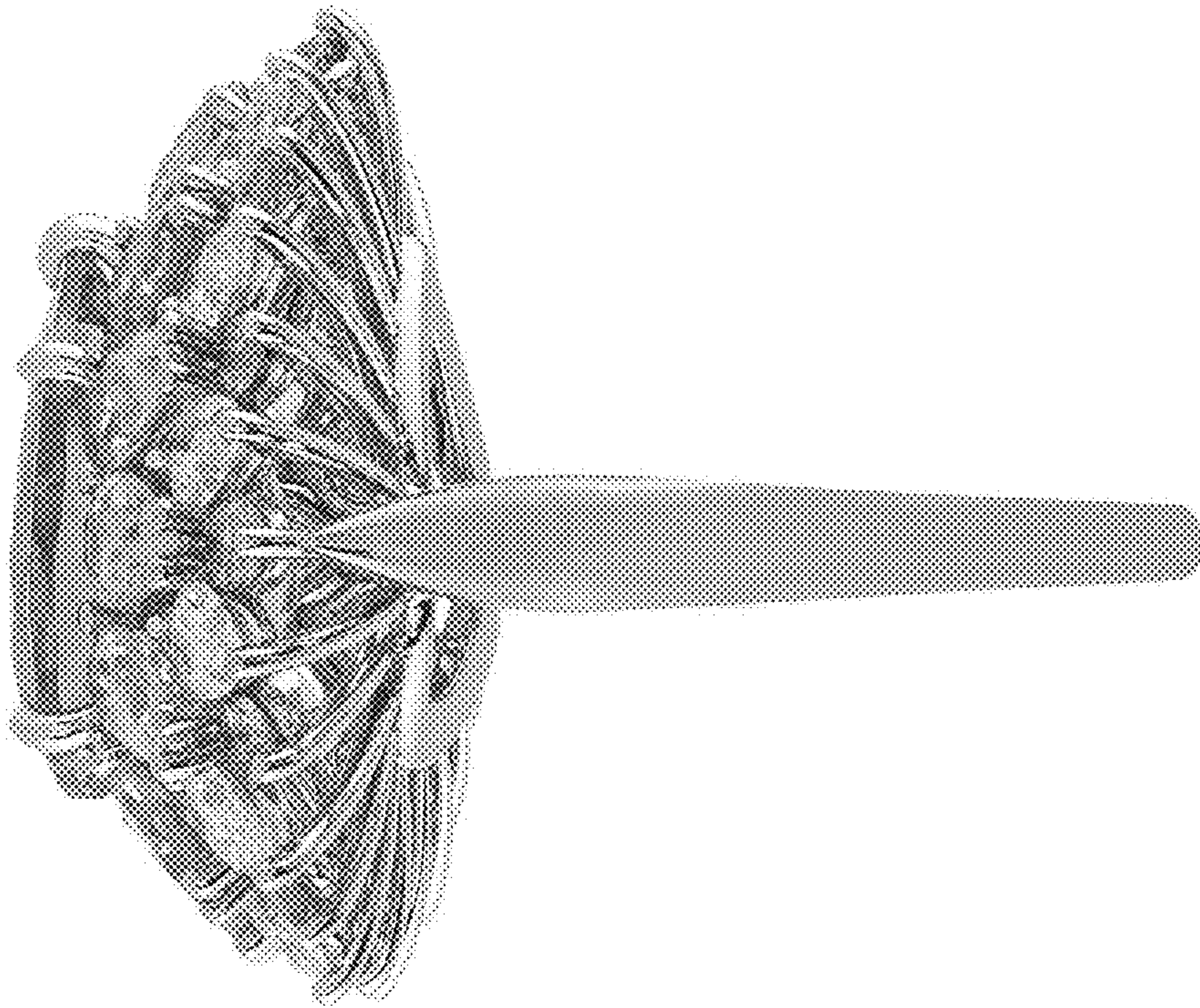


FIG. 3




FIG. 4




FIG. 5



FIG. 6




FIG. 7



FIG. 8