



US00D986088S

(12) **United States Design Patent** (10) **Patent No.:** **US D986,088 S**
Liu (45) **Date of Patent:** **** May 16, 2023**

(54) **WATCH BAND**

(71) Applicant: **Wen Liu**, Shenzhen (CN)

(72) Inventor: **Wen Liu**, Shenzhen (CN)

(**) Term: **15 Years**

(21) Appl. No.: **29/852,668**

(22) Filed: **Sep. 8, 2022**

(30) **Foreign Application Priority Data**

Aug. 30, 2022 (CN) 202230568391.2

(51) **LOC (14) Cl.** **11-01**

(52) **U.S. Cl.**
USPC **D11/3**

(58) **Field of Classification Search**
USPC D11/1-25, 86, 93, 94; D10/30-39, 70,
D10/46; D24/186, 167; D14/344;
D2/627, 635
CPC G04B 37/1486; G04B 37/16; G04B 37/18;
A44C 5/14; A44C 5/0053; A44C 5/0069;
A44C 5/0076; A44C 5/00; A44C 5/0007;
A44C 5/0015; A44C 5/0023; A44C
5/003; A44C 5/0061; A44C 5/12; A44C
5/147; A44C 5/18; A44C 5/185
See application file for complete search history.

(56) **References Cited**

U.S. PATENT DOCUMENTS

D390,476 S * 2/1998 Brzezinski D10/32
D596,979 S * 7/2009 Fitzgerald D11/6
D800,007 S 10/2017 Tibi
D837,675 S 1/2019 Tibi
D926,053 S * 7/2021 Soheili D14/344
D928,013 S * 8/2021 Cao D11/3
D931,132 S * 9/2021 Liu D11/3
D955,254 S * 6/2022 Cai D11/3
D955,257 S * 6/2022 Huang D11/3
D955,911 S * 6/2022 Cai D11/3

D956,609 S * 7/2022 Yang D11/3
D963,505 S * 9/2022 Ke D11/3
D968,998 S * 11/2022 Tian D11/3
D971,054 S * 11/2022 Tan D11/15

OTHER PUBLICATIONS

[Online] https://www.amazon.com/Silicone-Compatible-Floral-Hollow-out-iWatch/dp/B0B215NFTP/ref=sr_1_58?crid=3MDFV0Y8ODT7C&keywords=scalloped%2Bwatch%2Bband&qid=1670098243&srefix=scalloped%2Bwatch%2Bband%2Caps%2C100&sr=8-58&th=1. Posted online May 30, 2022. Retrieved Dec. 3, 2022.*

* cited by examiner

Primary Examiner — Melanie Pellegrini

(74) *Attorney, Agent, or Firm* — Daniel M. Cohn;
Howard M. Cohn

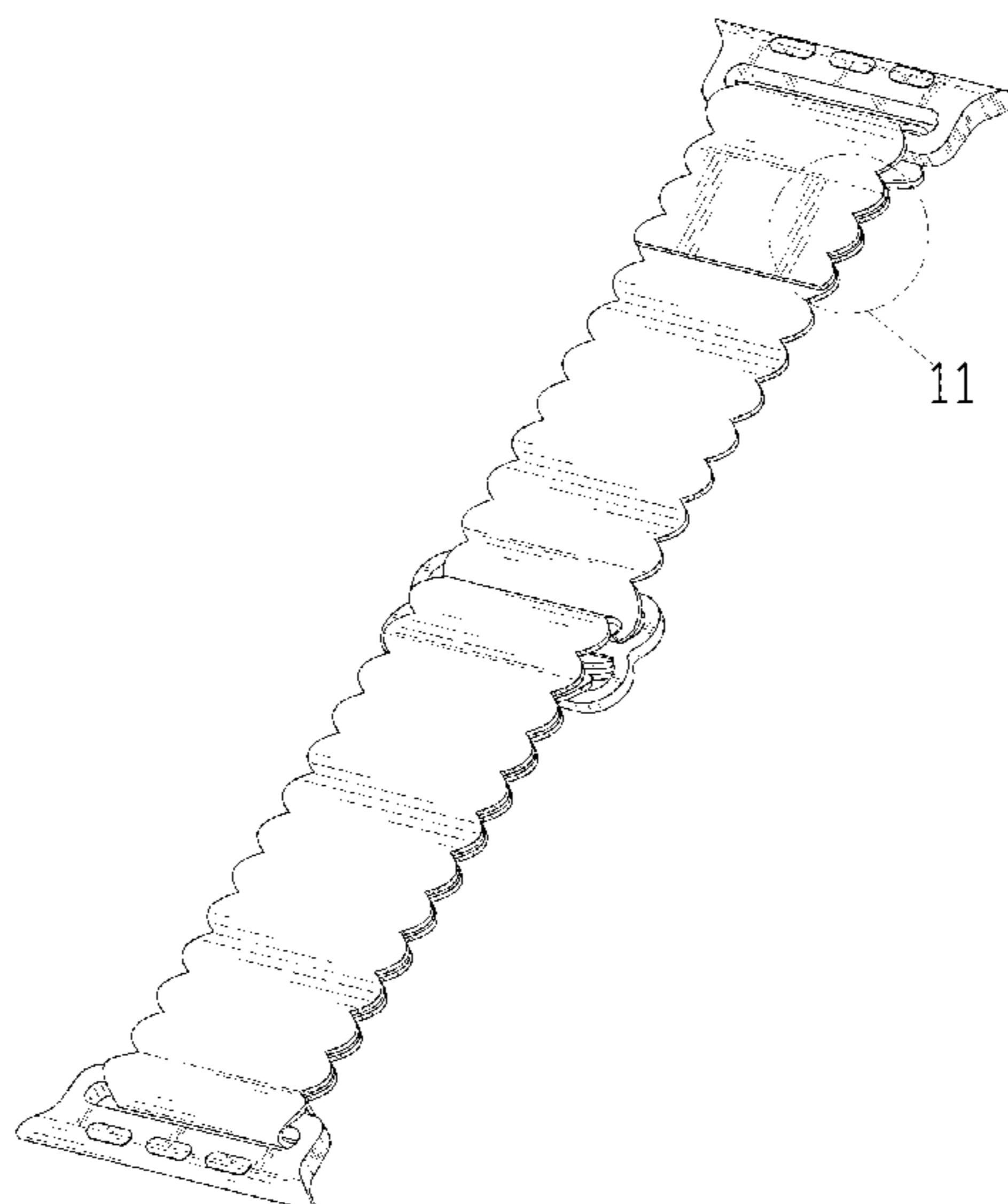
(57) **CLAIM**

The ornamental design for a watch band, as shown and described.

DESCRIPTION

FIG. 1 is a perspective view of a watch band showing my new design;
FIG. 2 is another perspective view thereof;
FIG. 3 is a front elevational view thereof;
FIG. 4 is a rear elevational view thereof;
FIG. 5 is a left side elevational view thereof;
FIG. 6 is a right side elevational view thereof;
FIG. 7 is a top plan view thereof;
FIG. 8 is a bottom plan view thereof;
FIG. 9 is a perspective view of the watch band where the watch band is in a configuration of use;
FIG. 10 is another perspective view thereof; and,
FIG. 11 is an enlarged view of portion 11 shown in FIG. 1. The dot-dash broken lines represent boundaries of the enlarged portion and form no part of the claimed design.

1 Claim, 11 Drawing Sheets



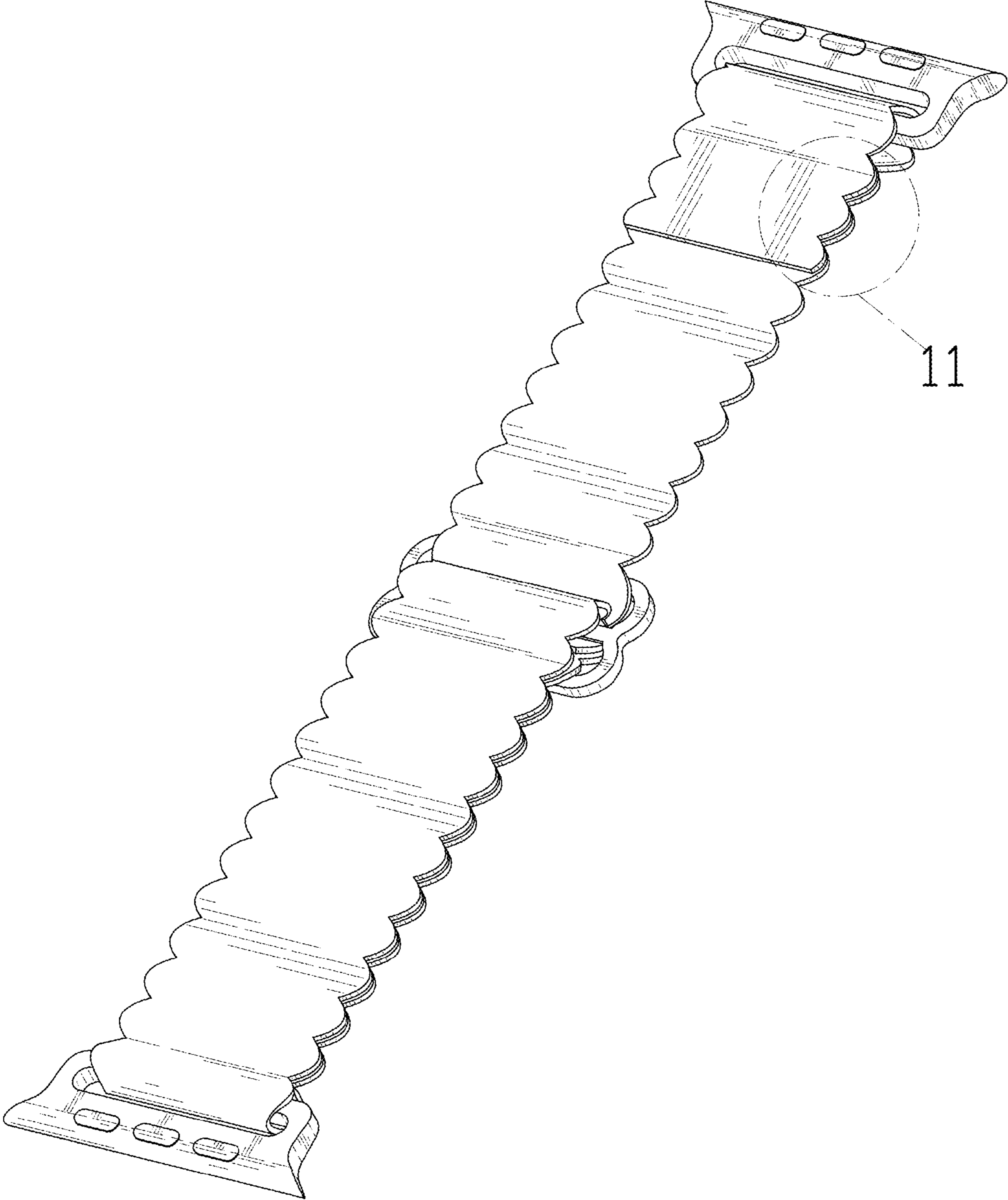


FIG. 1




FIG. 2

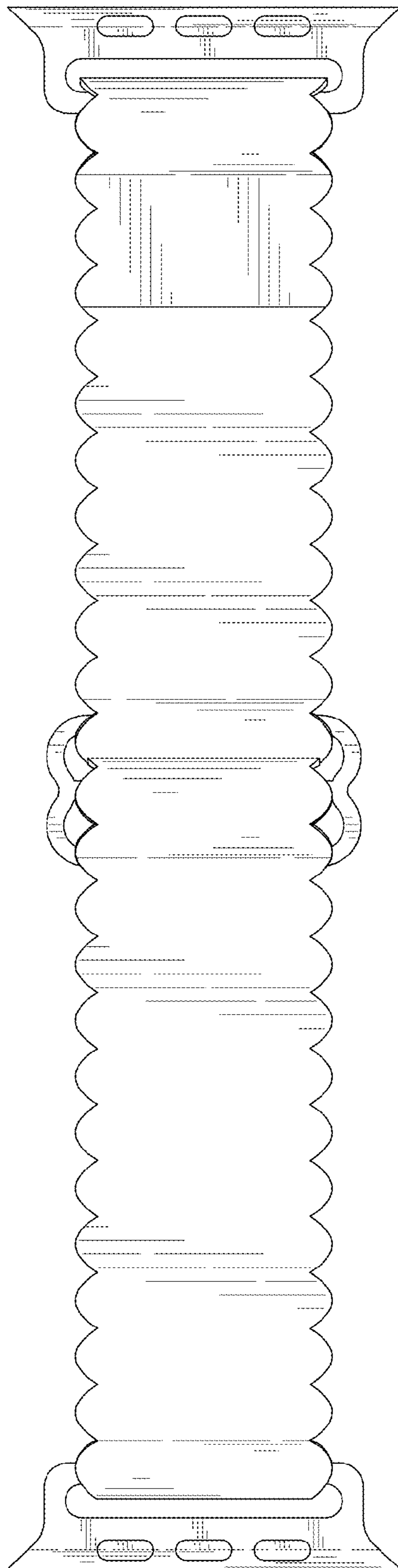


FIG. 3

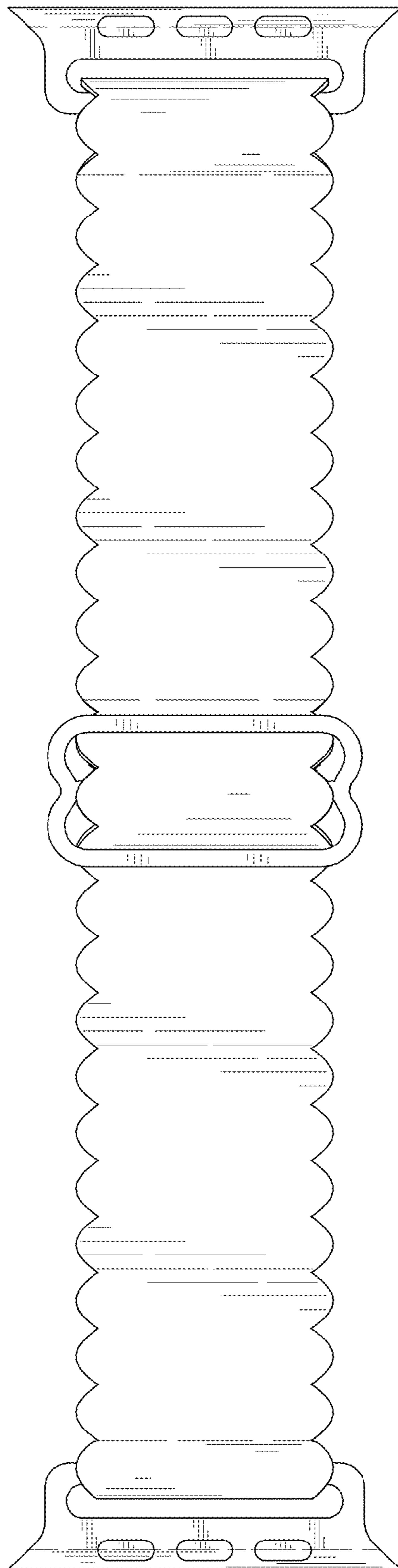


FIG. 4

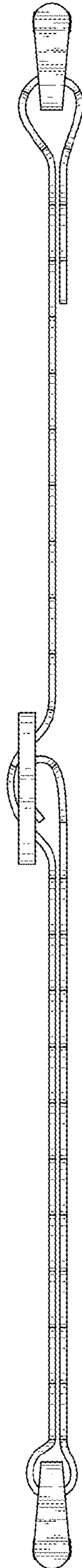


FIG. 5

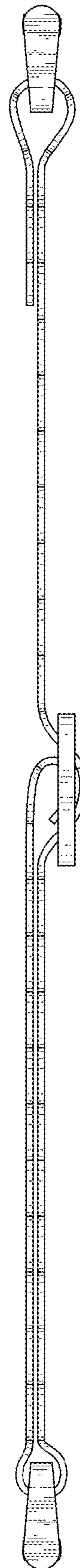


FIG. 6

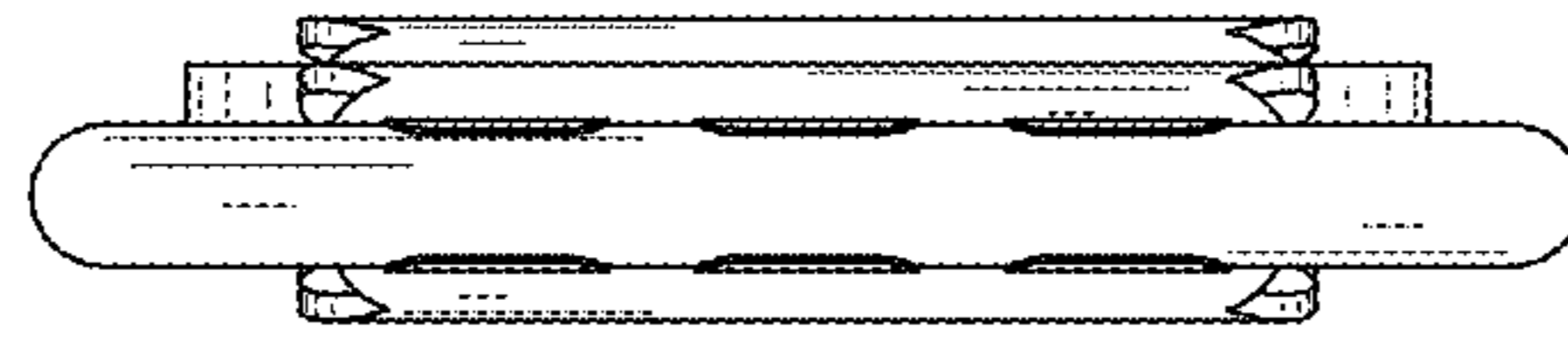


FIG. 7

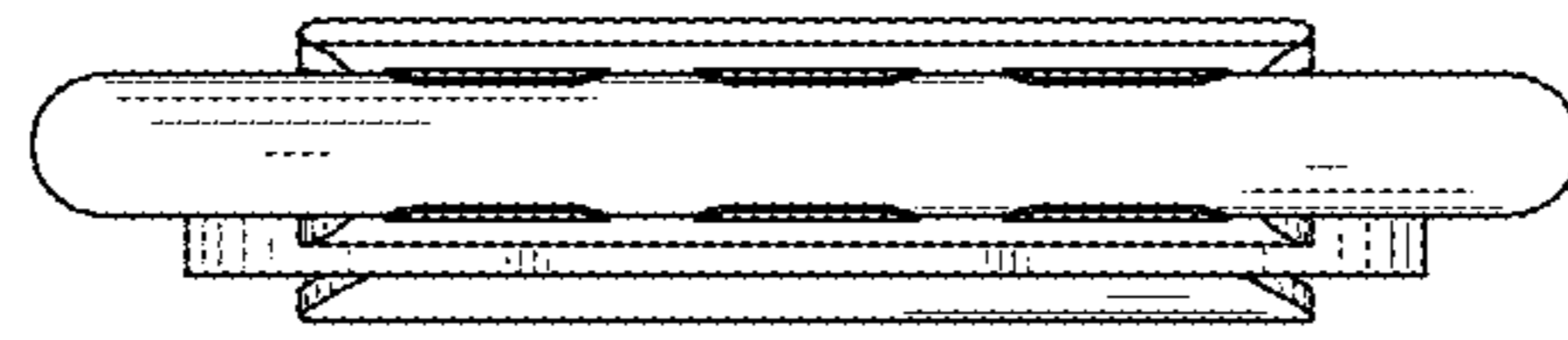


FIG. 8




FIG. 9

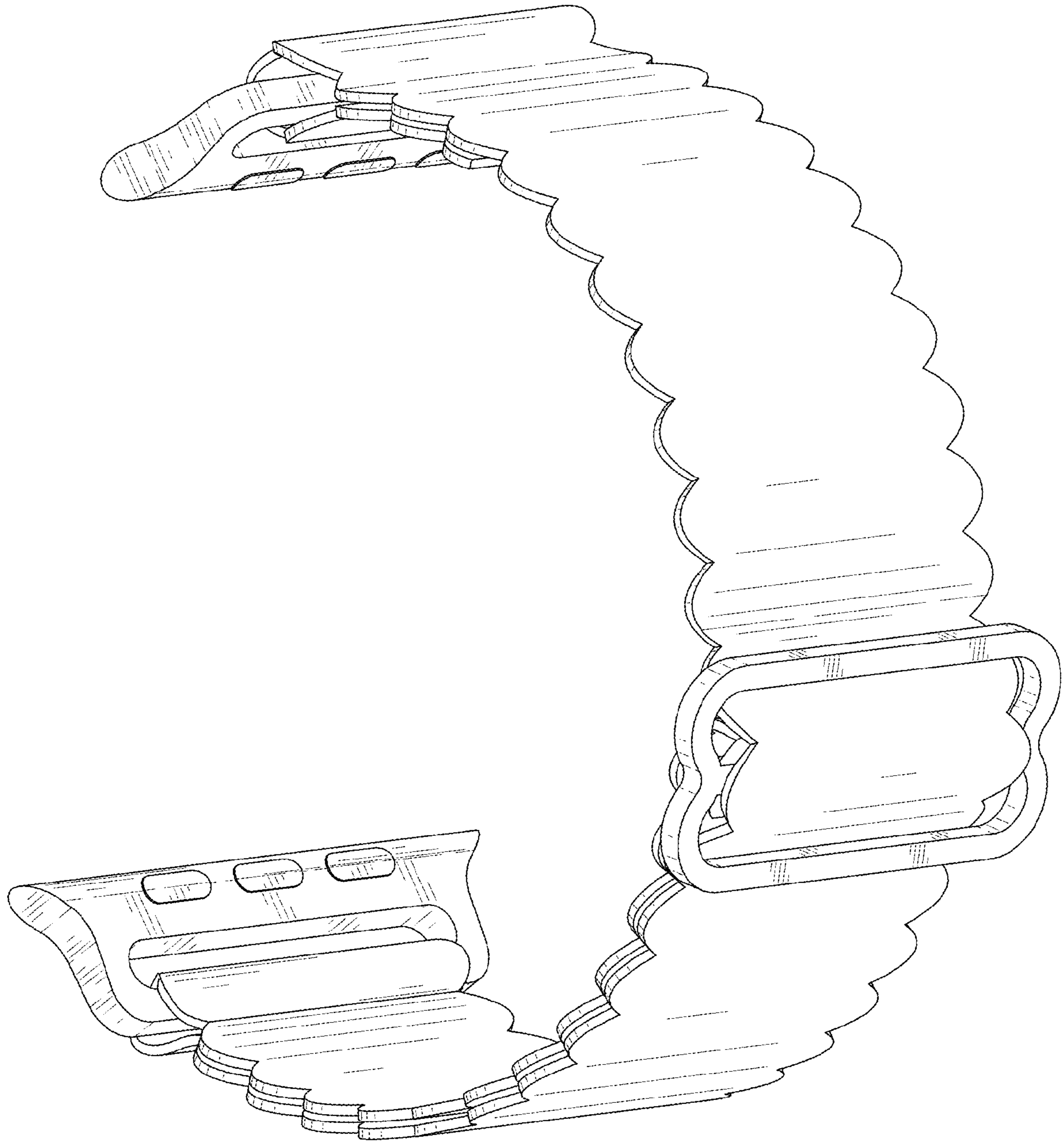


FIG. 10




FIG. 11